



Submittal Data Sheet

AZAI6WSCDKA– DKN Cloud Wi-Fi Adaptor for VRV (P1P2)

Project Name: _____	Approval: _____
Location: _____	Date: _____
Engineer: _____	Construction: _____
Submitted to: _____	Unit #: _____
Submitted by: _____	Drawing #: _____
Reference: _____	

MODEL COMPATIBILITY:

Compatible with VRV indoor unit models: FXAQ, FXDQ, FXEQ, FXFQ, FXHQ, FXLQ, FXMQ, FXMQ_MF, FXNQ, FXSQ, FXTQ, FXUQ, FXZQ, CXTQ
 Compatible with SkyAir indoor unit models: FAQ, FBQ, FCQ, FHQ, FTQ
 Compatible with Single Zone/Multi Zone/SkyAir system indoor unit models: FDMQ, FFQ
 Backwards compatible with indoor unit models that communicate via the P1P2 protocol

SPECIFICATIONS:

PRODUCT IMAGE:

Model	AZAI6WSCDKA	
Description	DKN Cloud Wi-Fi Adaptor for VRV (P1P2)	
Maximum Indoor Units	1 indoor unit	
Total Wiring Length	6 ft (2 m)	
Dimensions	3.6 in x 3.15 in x 1.15 in (92mm x 80mm x 29 mm)	
Weight	0.28lbs (130 g)	
Communication Protocol	P1P2	
Storage Temperature	-4°F to 158°F (-20 °C to 70 °C)	
Operation Temperature	32°F to 122°F (0 °C to 50 °C)	
Operation Humidity	5% to 90% (non-condensing)	
Communication	Connection	Wi-Fi-Certificated network 802.11b/g/n (802.11n up to 150 Mbps), Bluetooth: v4.2 BR/EDR and BLE specification
	Communication Frequency	2.4GHz
	Max Antenna power	20 dBm
	Sensitivity	-97 dBm
	IP Addressing	Static DHCP
Modbus RS485 communication baud rate	Configurable (Default:19200 bps)	
Power Supply (can be obtained from indoor unit PCB)	Type	Vdc
	Voltage	12 – 16VDC
	max current	85 mA
	max Power	1360 mW



AZAI6WSCDKA

DAIKIN COMFORT TECHNOLOGIES NORTH AMERICA, INC.

19001 Kermier Road | Waller, TX, 77484

www.daikinac.com www.daikincity.com

Rev.0823

(Daikin's products are subject to continuous improvements. Daikin reserves the right to modify product design, specifications and information in this data sheet without notice and without incurring any obligations)



Submittal Data Sheet

AZAI6WSCDKA– DKN Cloud Wi-Fi Adaptor for VRV (P1P2)

Project Name:	
Location:	Approval:
Engineer:	Date:
Submitted to:	Construction:
Submitted by:	Unit #:
Reference:	Drawing #:

FEATURES:

- A wired remote controller is optional to connect to the indoor unit together with the Wi-Fi adaptor
- Compatible with Amazon Alexa and Google Home voice control
- The Wi-Fi adaptor wiring consists of a non-polar two-wire connection to the indoor unit at terminals P1/P2 and a connection to the indoor unit power supply connector X18A or X35A (16VDC).
 - Wiring harness provided with Wi-Fi adaptor
- The DKN Cloud Wi-Fi adaptor enables the control of P1P2 indoor units through an iOS or Android smartphone app:
 - Monitor and/or control the indoor units:
 - On/Off
 - Mode – Cool, Heat, Auto*, Dry and Fan
 - Room temperature
 - Sensed by the remote controller or indoor unit return air sensor (depends on indoor unit model)
 - Setpoint
 - Fan speed
 - Louver direction (depends on indoor unit model)
 - Error code
 - Capable of setting a 7-day schedule for each indoor unit group
 - Capable of editing unit name and icon and grouping units.
 - Capable of managing users with Basic and Advanced authority
 - Capable of displaying different languages: English, Spanish and French
 - Capable of selecting temperature units °F/°C.
- Open API document is available for cloud-to-cloud integration
- Modbus Integration
 - The following points are available through Modbus:

No.	Point Name	Read Only/Writable
1	Unit on/off	Writable
2	Setpoint	Writable
3	Room temperature	Read only
4	Mode Auto/Cool/Heat/Fan/Dry	Writable
5	Fan speed	Writable
6	Louver position	Writable
7	Error code	Read only

*Applicable to indoor units that connect to VRV Heat Recovery outdoor units only.

DAIKIN COMFORT TECHNOLOGIES NORTH AMERICA, INC.

19001 Kermier Road | Waller, TX, 77484

www.daikinac.com www.daikincity.com

Rev.0823

Project Name: _____

Location: _____

Engineer: _____

Submitted to: _____

Submitted by: _____

Reference: _____

Approval: _____

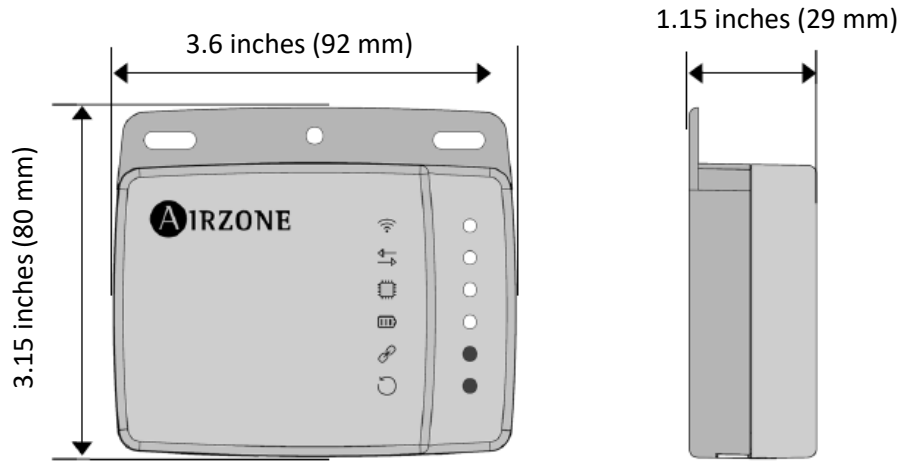
Date: _____

Construction: _____

Unit #: _____

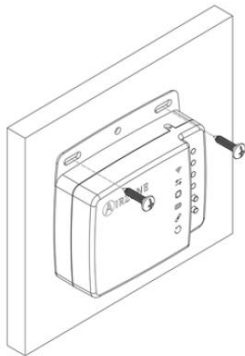
Drawing #: _____

DIMENSIONS:

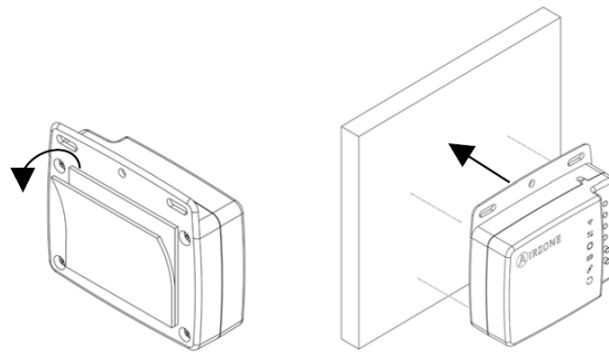


MOUNTING:

The Wi-Fi adaptor shall be mounted onto a flat surface either through screws or double-sided adhesive tape provided with the Wi-Fi adaptor



Screw attachment



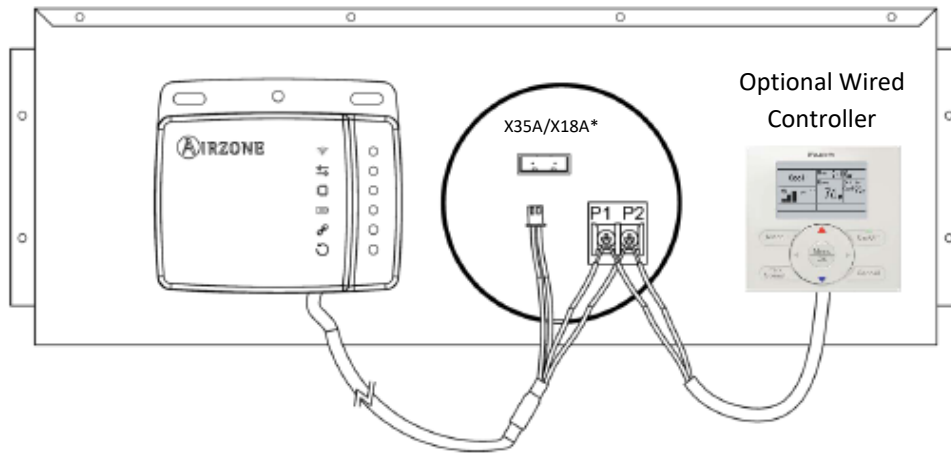
Double-sided adhesive attachment

Submittal Data Sheet

AZAI6WSCDKA– DKN Cloud Wi-Fi Adaptor for VRV (P1P2)

Project Name:	Approval:
Location:	Date:
Engineer:	Construction:
Submitted to:	Unit #:
Submitted by:	Drawing #:
Reference:	

CONNECTION:



*For FTQ_P and FXTQ_P, use the X9A connector on the A2P PCB

ADAPTOR COMPATIBILITY:

The Wi-Fi adaptor is not compatible with the following adaptors:

- KRP4A71, KRP4A72, KRP4A73, KRP4A74
- DTA104A53, DTA104A61, DTA104A62
- DTA116A51 if powered by the indoor unit PCB

DOCUMENTATION:

Documentation available on www.daikincity.com and/or www.daikinac.com:

- Submittal
- Guide specs
- Product flyer
- API document

DAIKIN COMFORT TECHNOLOGIES NORTH AMERICA, INC.

19001 Kermier Road | Waller, TX, 77484

www.daikinac.com www.daikincity.com

Rev.0823