



Submittal Data Sheet

DT4272C/DT4273C – Color Touch Wi-Fi Thermostat

Project Name:	Approval:
Location:	Date:
Engineer:	Construction:
Submitted to:	Unit #:
Submitted by:	Drawing #:
Reference:	

MODEL COMPATIBILITY:

Compatible with Light Commercial unit models: DFC, DRC, DP14CM, DFG, DRG, DP14GM, DFH, DRH, DP14HM, DX13SA, DX14XA, DZ14SA, DZ14XA

SPECIFICATIONS:

Model	DT4272C/DT4273C
Description	Daikin ColorTouch WiFi Thermostat
Power	24VAC
Dimensions	5.2" x 3.9" x 1.0"
Heating Stage	4
Cooling Stage	2

PRODUCT IMAGE:



FEATURES:

- 4.3" Color LCD touch screen
- Up to 4 Heat & 2 Cool Stages
- Gas, Electric or Heat Pump Control
- 365 Day Calendar for Holiday programming
- Switchable Programmable or Non-Programmable
- 7, 5/2, 1-day programmable
- Adjustable Timers & Deadbands
- Setpoint range limits
- Programmable Fan
- Security levels
- Random start
- Smart fan operation
- Override timer
- Choice of English, Spanish or French
- Customizable Screensaver & Wallpaper
- Integrated 2.4Ghz Wi-Fi for remote monitoring/control
- Skypoint Cloud Services via web/app
- API for 3rd Party Monitor & Control
- Current weather and forecast via web service
- SD card slot for loading photos, settings, and dealer logo
- DT4273C Also controls humidification & dehumidification w/ integrated humidity sensor
 - Overcool to dehumidify
 - Reheat capable
- Downloadable dealer number/logo for service alerts
- Personalized messaging to thermostat from web app
- Available Remote/Outdoor Sensor
- Remote sensor can be set for control or monitoring.
- Configurable averaging for remote and thermostat temperature sensors
- OTA updates
- Title 24 Compliant
- Alexa and google assistant compatible

Daikin North America LLC, 19001 Kermier Rd, Waller TX, 77484
www.daikinac.com www.daikincity.com

(Daikin's products are subject to continuous improvements. Daikin reserves the right to modify product design, specifications and information in this data sheet without notice and without incurring any obligations)




Project Name:	Approval:
Location:	Date:
Engineer:	Construction:
Submitted to:	Unit #:
Submitted by:	Drawing #:
Reference:	

WIRING INSTRUCTION:

Connector	Function
R	24VAC return
G	Fan relay
W1/O/B	1 st stage heat circuit
W2	2 nd stage heat circuit
Y1	1 st stage cooling compressor relay
Y2	2 nd stage cooling compressor relay
C	24VAC common
Sensor	Outdoor/Remote Sensor
W3/AUX	Selectable: 3 rd stage heat, humidifier, dehumidifier

ACCESSORIES:

Available accessories:

	PSPAC-OS – TouchScreen Outdoor/Indoor Temperature Sensor
	PSPAC-WPT – Touchscreen Wall Plate
	PSPAC-WFMS – Wireless Sensor

DOCUMENTATION:

Documentation available on www.daikincity.com, www.daikinac.com and/or www.daikinthermostats.com:

- Submittal
- Installation and Operation Manual
- Product flyer