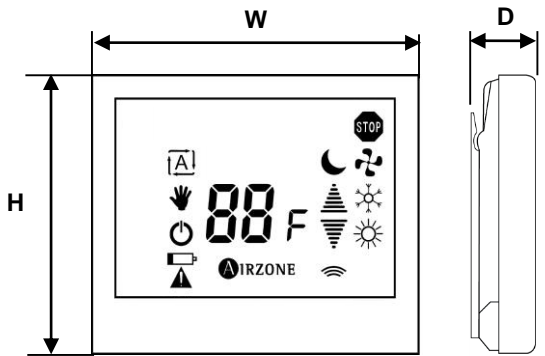


Project Name:	
Location:	Approval:
Engineer:	Date:
Submitted to:	Construction:
Submitted by:	Unit #:
Reference:	Drawing #:

Model	DZK-ZTS-2-W
Description	Wireless Thermostat
Wireless Communication	915 MHz – 0 dBm
Maximum Wireless Reach <i>(Control Board to Wireless Thermostat)</i>	164 ft (50 m)
Communication Protocol	Airzone Proprietary Protocol
Power	3 VDC supplied by internal batteries (0.264 VA maximum)
Batteries	2x 1.5 V Type AAA (Approx. 2 years)*
Comfort Set point Range	59 to 86°F (15 to 30°C)
Setback Set point Range	50 to 95°F (10 to 35°C)
Operation Temp Range	32 to 122°F (0 to 50°C)
Operation Humidity Range	5 % to 90% (non-condensing)
Dimensions (WxHxD)	6.10x5.04x0.94 inch (105x91x24 mm)
Weight (Mass) <i>(With batteries)</i>	0.46lb (0.21 kg)



* The indicated battery life is based on the same type and capacity as the original batteries shipped from Manufacturing.

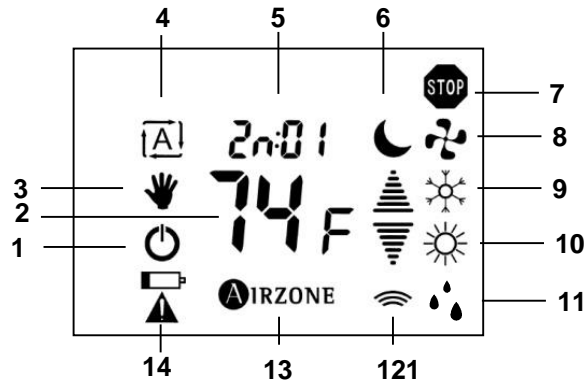
Features / Benefits:

- Backlit LCD display.
- Temperature sensor with configurable offset.
- Display of Temperature and Set point in 1°F/0.5°C increments.
- Remote zone control.



Project Name:	Approval:
Location:	Date:
Engineer:	Construction:
Submitted to:	Unit #:
Submitted by:	Drawing #:
Reference:	

Home Screen Icons:

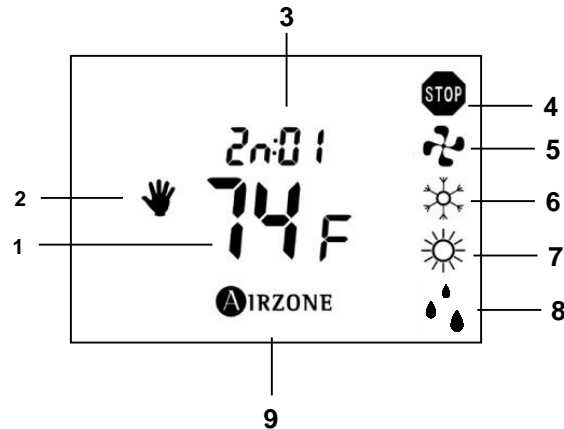


N°	Icon	Function	Action
1	On/Off Icon	Touch	Activates/deactivates the zone
2	Current Set point	Touch	Enables Set Point Changes
3	Hand Icon	Indication	<ul style="list-style-type: none"> • With Icon: The zone is activated • Without Icon: The zone is deactivated
4	Time Schedule Programming	Touch	Turns On/Off Time Scheduled Programs: <ul style="list-style-type: none"> • With Icon: The programs are activated • Without Icon: The programs are deactivated
5	Zone Number	Touch	Displays the local zone number Enters the Remote zone control settings
6	Sleep mode <i>(Only in DZK version 1)</i>	Touch	Turns ON/Off Sleep mode: <ul style="list-style-type: none"> • With Icon: The sleep mode is activated • Without Icon: The sleep mode is deactivated
7	Stop Operation Mode	Indication	The Operation mode is STOP
8	Local Ventilation	Touch	Turn ON/Off Local Ventilation: <ul style="list-style-type: none"> • With Icon: The Local Ventilation is activated • Without Icon: The Local Ventilation is deactivated
9	Cool Set point & Operation mode	Indication	Display Cool Set point or Current Operation mode
10	Heat Set point & Operation mode	Indication	Display Heat Set point or Current Operation mode
11	Dry Operation Mode	Indication	The operation mode is DRY
12	Communication icon	Indication	Blinks to indicate data transmission to the zoning box control board
13	Airzone Icon	Touch	Confirm settings or access to menu
14	Low Battery	Indication	Replace batteries in two weeks



Project Name:	
Location:	Approval:
Engineer:	Date:
Submitted to:	Construction:
Submitted by:	Unit #:
Reference:	Drawing #:

Idle Screen Icons:



Nº	Icon	Function	Action
1	Room Temperature	Indication	Display the current room temperature
2	Hand Icon	Indication	<ul style="list-style-type: none"> With Icon: The zone is activated Without Icon: The zone is deactivated
3	Current Zone	Indication	Display the current zone
4	Stop Operation Mode	Indication	Indoor unit is in Stop Operation Mode
5	Local Ventilation	Indication	<ul style="list-style-type: none"> With Icon: The Local Ventilation is activated Without Icon: The Local Ventilation is deactivated
6	Cool Operation Mode	Indication	Indoor unit is running in Cool Operation Mode
7	Heat Operation Mode	Indication	Indoor unit is running in Heat Operation Mode
8	Dry Operation Mode	Indication	Indoor unit is running in Dry Operation Mode
9	Airzone Icon	Touch	Access to Home Screen

