



Submittal Data Sheet

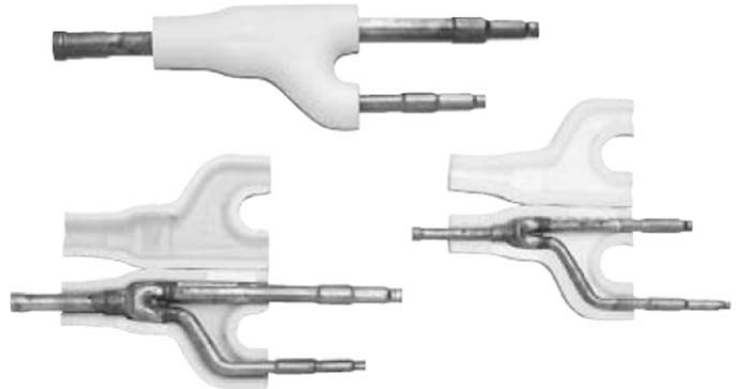
3 PIPE REFNET JOINT
KHRP25M72TU9

DESCRIPTION

REFNET Joints provide a factory designed option for the branching within the refrigerant piping network.

FEATURES

- Engineered for uniform refrigerant flow and refrigerant distribution.
- Designed to help smoother oil return.
- Flexible installation; vertical or $\pm 30^\circ$ from horizontal.
- Designed with tube diameters (I.D. and O.D.) required for VRV system installations.
- Pre-formed clamshell style insulation^{1,2} for cleaner and reliable application.
- Accounts for 1.5 ft equivalent pipe length calculation.



Picture for REFERENCE ONLY



SPECIFICATIONS

Piping Material:	ACR Copper Alloy C12200		
Ports / Branches:	2		
Included in Branch Kit	1 pcs. – Suction Gas Side		
	1 pcs. – Discharge Gas Side		
	1 pcs. - Liquid Side		
Kit Name:	SUCTION GAS SIDE	DISCHARGE GAS SIDE	LIQUID SIDE
Reducer Fittings:	1 pcs – I.D. Ø 5/8 2 pcs – I.D. Ø 7/8 1 pcs – I.D. Ø 1-1/8	1 pcs – I.D. Ø 3/8 1 pcs – I.D. Ø 1/2	1 pcs – I.D. Ø 5/8 1 pcs – I.D. Ø 3/4
Insulation Material:	Polypropylene		Expandable Polystyrene (EPS)
Insulation Quantity (per Joint):	1 pcs.	1 pcs.	1 pcs.
Indoor Unit Capacity Index:	$111 \leq x < 246$		
Pipe Connection Size:	Refer to Dimensional Drawing and VRV Express Calculations		

- Notes:**
- 1) In applications where the REFNET kits are installed in an environment requiring fire-rated materials to be used, it is necessary for the installer to obtain from a third party supplier and to utilize, for insulation, fire-rated materials that meet all applicable building codes and other requirements. The Factory-provided insulation that is supplied with the REFNET kit should be discarded in a manner meeting all applicable laws.
 - 2) The insulation of the refrigerant piping must be reinforced based on the environment of the installation. Otherwise dew may condensate on the surface of insulation.

Daikin North America LLC, 5151 San Felipe, Suite 500, Houston TX, 77056
www.daikinac.com www.daikincomfort.com

(Daikin's products are subject to continuous improvements. Daikin reserves the right to modify product design, specifications and information in this data sheet without notice and without incurring any obligations).



Submittal Data Sheet

3 PIPE REFNET JOINT

KHRP25M72TU9

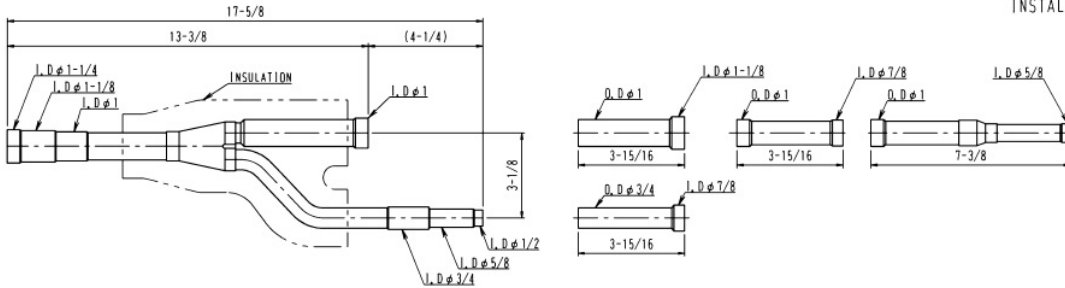
DIMENSIONAL DRAWING

KHRP25M72TU9

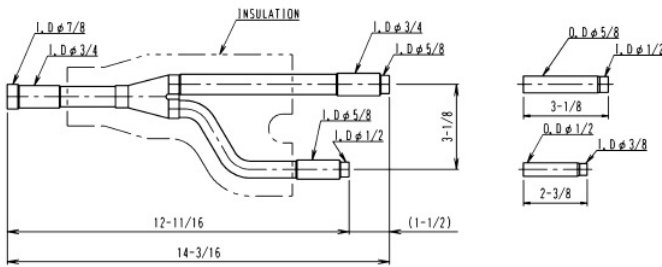
Unit: in.

- ACCESSORIES
 REDUCER: 4 pcs, (FOR SUCTION GAS SIDE)
 : 2 pcs, (FOR DISCHARGE GAS SIDE)
 : 2 pcs, (FOR LIQUID SIDE)
 INSULATION: 3 pcs,
 INSTALLATION MANUAL: 1 sheet

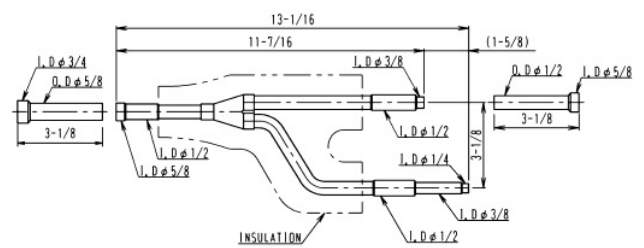
SUCTION GAS SIDE



DISCHARGE GAS SIDE

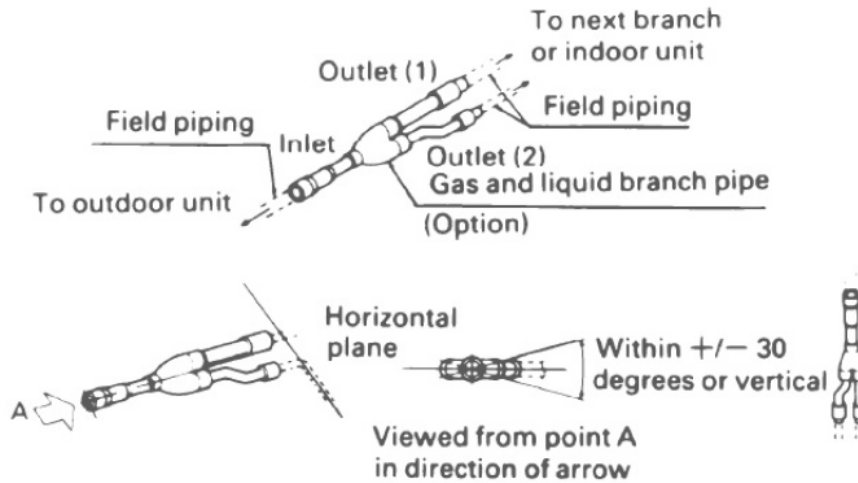


LIQUID SIDE



D3K04888B

TYPICAL INSTALLATION DRAWING



Daikin North America LLC, 5151 San Felipe, Suite 500, Houston TX, 77056

www.daikinac.com www.daikincomfort.com

(Daikin's products are subject to continuous improvements. Daikin reserves the right to modify product design, specifications and information in this data sheet without notice and without incurring any obligations).