



Submittal Data Sheet

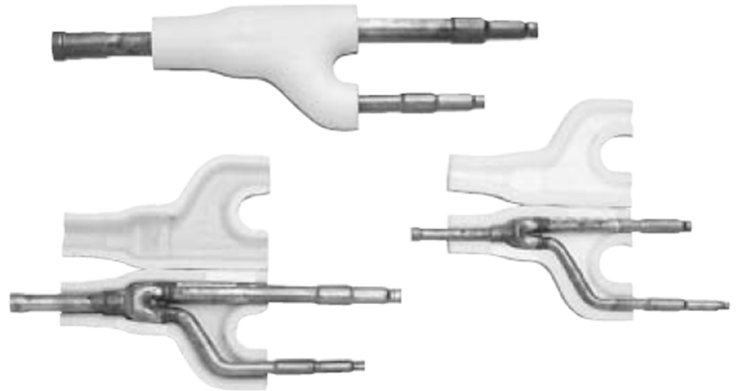
3 PIPE REFNET JOINT
KHRP25M72TUA

DESCRIPTION

REFNET Joints provide a factory designed option for the branching within the refrigerant piping network.

FEATURES

- Engineered for uniform refrigerant flow and refrigerant distribution.
- Designed to help smoother oil return.
- Flexible installation; vertical or $\pm 30^\circ$ from horizontal.
- Designed with tube diameters (I.D. and O.D.) required for VRV system installations.
- Pre-formed clamshell style insulation¹ for cleaner and reliable application.
- Accounts for 1.5 ft equivalent pipe length calculation.
- Insulation tested in accordance with ASTM E84 – Class A



Picture for REFERENCE ONLY



SPECIFICATIONS

Model No.:	KHRP25M72TUA		
Piping Material:	ACR Copper Alloy C12200		
Ports / Branches:	2		
Included in Branch Kit:	1 pcs. – Suction Gas Side		
	1 pcs. - HP/LP Gas Side		
	1 pcs. - Liquid Side		
Kit Name:	SUCTION GAS SIDE	DISCHARGE GAS SIDE	LIQUID SIDE
Reducer Fittings:	1 pcs – I.D. \varnothing 5/8 2 pcs – I.D. \varnothing 7/8 1 pcs – I.D. \varnothing 1-1/8	1 pcs – I.D. \varnothing 3/8 1 pcs – I.D. \varnothing 1/2	1 pcs – I.D. \varnothing 5/8 1 pcs – I.D. \varnothing 3/4
Insulation Material:	Polypropylene		Expandable Polystyrene (EPS)
Insulation Quantity (per Header):	1 pcs.	1 pcs.	1 pcs.
Insulation Flammability	ASTM E84 – Class A		
Flame Spread Index	< 25		
Smoke Develop Index	< 50		
Indoor Unit Capacity Index:	111 \leq x < 246		
Pipe Connection Size:	Refer to Dimensional Drawing and VRV Express Calculations		

Notes:

- 1) The insulation of the refrigerant piping must be reinforced based on the environment of the installation. Otherwise dew may condensate on the surface of insulation.

Daikin North America LLC, 5151 San Felipe, Suite 500, Houston TX, 77056
www.daikinac.com www.daikincomfort.com

(Daikin's products are subject to continuous improvements. Daikin reserves the right to modify product design, specifications and information in this data sheet without notice and without incurring any obligations).



Submittal Data Sheet

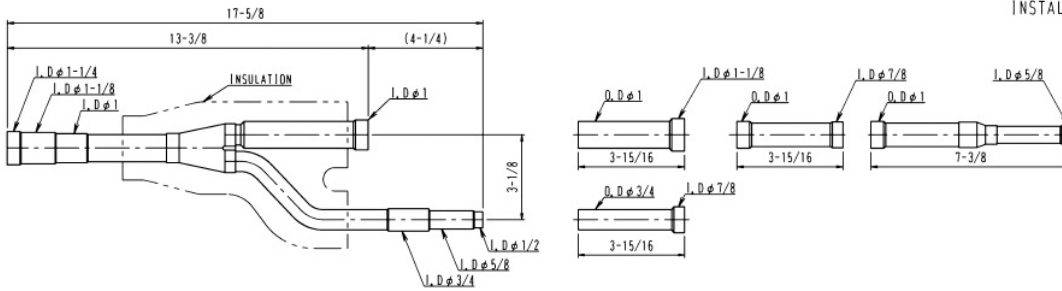
3 PIPE REFNET JOINT

KHRP25M72TUA

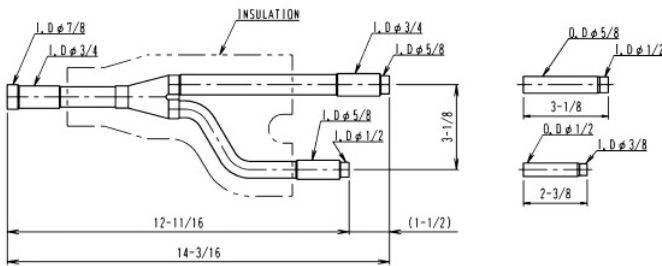
DIMENSIONAL DRAWING

ACCESSORIES
 REDUCER: 4 pcs, (FOR SUCTION GAS SIDE)
 : 2 pcs, (FOR DISCHARGE GAS SIDE)
 : 2 pcs, (FOR LIQUID SIDE)
 INSULATION: 3 pcs,
 INSTALLATION MANUAL: 1 sheet

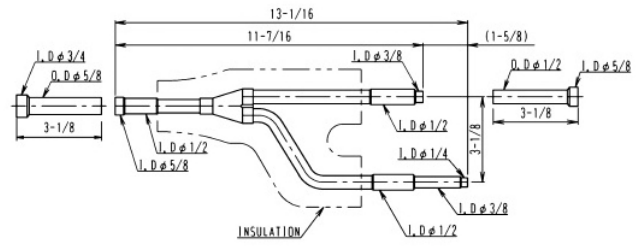
SUCTION GAS SIDE



DISCHARGE GAS SIDE

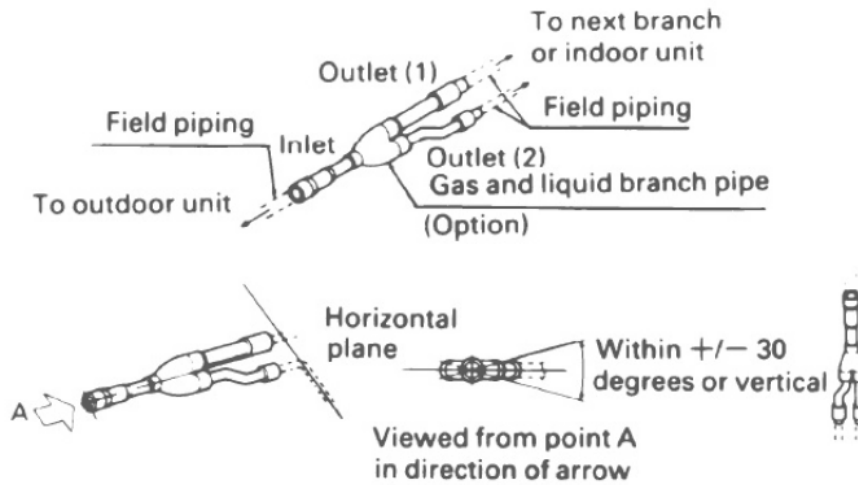


LIQUID SIDE



D3K04888B

TYPICAL INSTALLATION DRAWING



Daikin North America LLC, 5151 San Felipe, Suite 500, Houston TX, 77056

www.daikinac.com www.daikincomfort.com

(Daikin's products are subject to continuous improvements. Daikin reserves the right to modify product design, specifications and information in this data sheet without notice and without incurring any obligations).