



## Submittal Data Sheet


2 PIPE REFNET JOINT  
KHRP26A33TA

## DESCRIPTION

REFNET Joints provide a factory designed option for the branching within the refrigerant piping network.

## FEATURES

- Engineered for uniform refrigerant flow and refrigerant distribution.
- Designed to help smoother oil return.
- Flexible installation; vertical or  $\pm 30^\circ$  from horizontal.
- Designed with tube diameters (I.D. and O.D.) required for VRV system installations.
- Pre-formed clamshell style insulation<sup>1</sup> for cleaner and reliable application.
- Accounts for 1.5 ft equivalent pipe length calculation.
- Insulation tested in accordance with ASTM E84 – Class A



\*Picture for reference only



## SPECIFICATIONS

Model No.:	KHRP26A33TA	
Piping Material:	ACR Copper Alloy C12200	
Ports / Branches:	2	
Included in Branch Kit:	1 pcs. – Gas Side	
	1 pcs. - Liquid Side	
Kit Name:	GAS SIDE	LIQUID SIDE
Reducer Fittings:	1 pcs – I.D. $\varnothing$ 3/4 1 pcs – I.D. $\varnothing$ 7/8 1 pcs – I.D. $\varnothing$ 1	–
Insulation Material:	Polypropylene	Polypropylene
Insulation Quantity (per Header):	1 pcs.	1 pcs.
Insulation Flammability	ASTM E84 – Class A	
Flame Spread Index	< 25	
Smoke Develop Index	< 50	
Indoor Unit Capacity Index:	$72 \leq x < 111$	
Pipe Connection Size:	Refer to Dimensional Drawing and VRV Express Calculations	

### Notes:

- 1) The insulation of the refrigerant piping must be reinforced based on the environment of the installation. Otherwise dew may condensate on the surface of insulation.

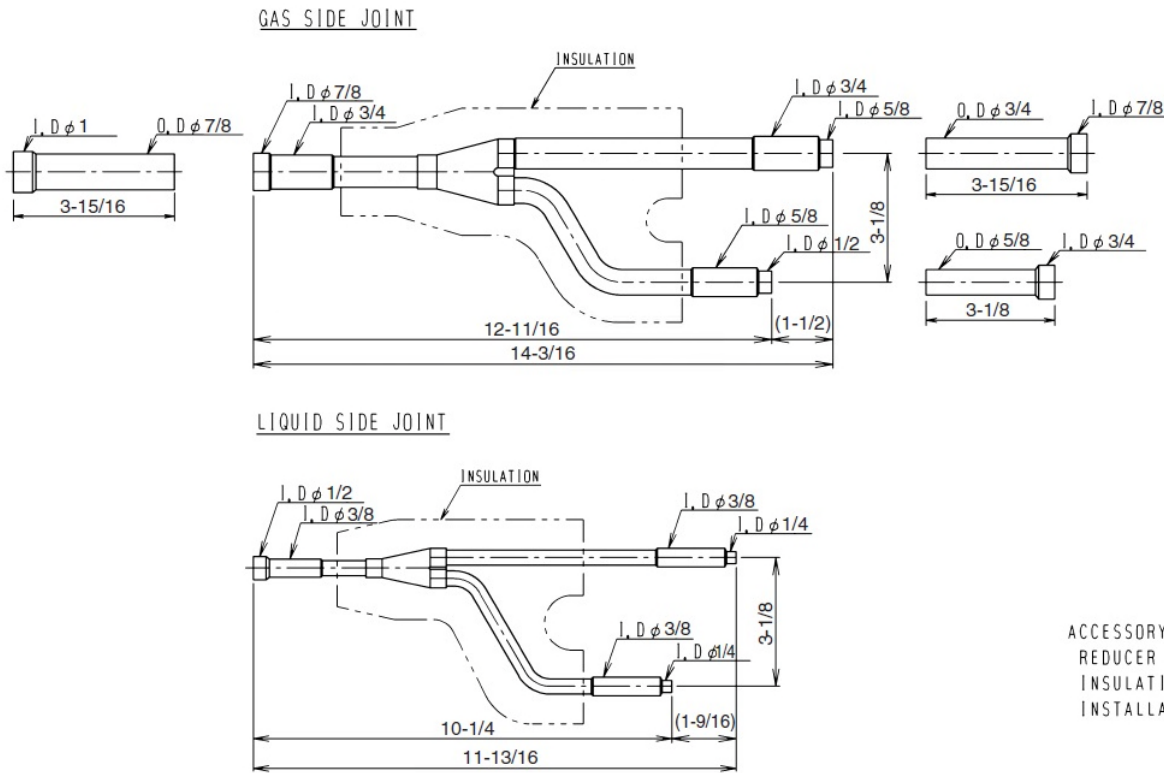
Daikin North America LLC, 5151 San Felipe, Suite 500, Houston TX, 77056  
[www.daikinac.com](http://www.daikinac.com) [www.daikincomfort.com](http://www.daikincomfort.com)

(Daikin's products are subject to continuous improvements. Daikin reserves the right to modify product design, specifications and information in this data sheet without notice and without incurring any obligations).



**Submittal Data Sheet**  
**2 PIPE REFNET JOINT**  
 KHRP26A33TA

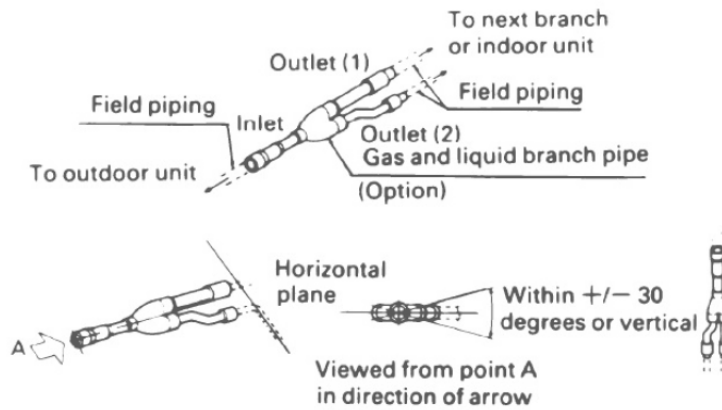
**DIMENSIONAL DRAWING**



ACCESSORY  
 REDUCER : GAS SIDE : 3pcs  
 INSULATION : 2pcs  
 INSTALLATION MANUAL

C: D3K05235B

**TYPICAL INSTALLATION DRAWING**



Daikin North America LLC, 5151 San Felipe, Suite 500, Houston TX, 77056  
[www.daikinac.com](http://www.daikinac.com) [www.daikincomfort.com](http://www.daikincomfort.com)

(Daikin's products are subject to continuous improvements. Daikin reserves the right to modify product design, specifications and information in this data sheet without notice and without incurring any obligations).