

**PACKAGED HEAT PUMP**  
**13.4 SEER2 / 6.7 HSPF2**  
**2 TO 5 TONS**



**Contents**

Nomenclature..... 2  
 Product Specifications..... 3  
 Expanded Cooling Data..... 4  
 Expanded Heating Data..... 18  
 Airflow Data ..... 20  
 Heat Kit Electrical Specs ..... 22  
 Dimensions ..... 24  
 Wiring Diagrams ..... 25  
 Accessories ..... 27

**Standard Features**

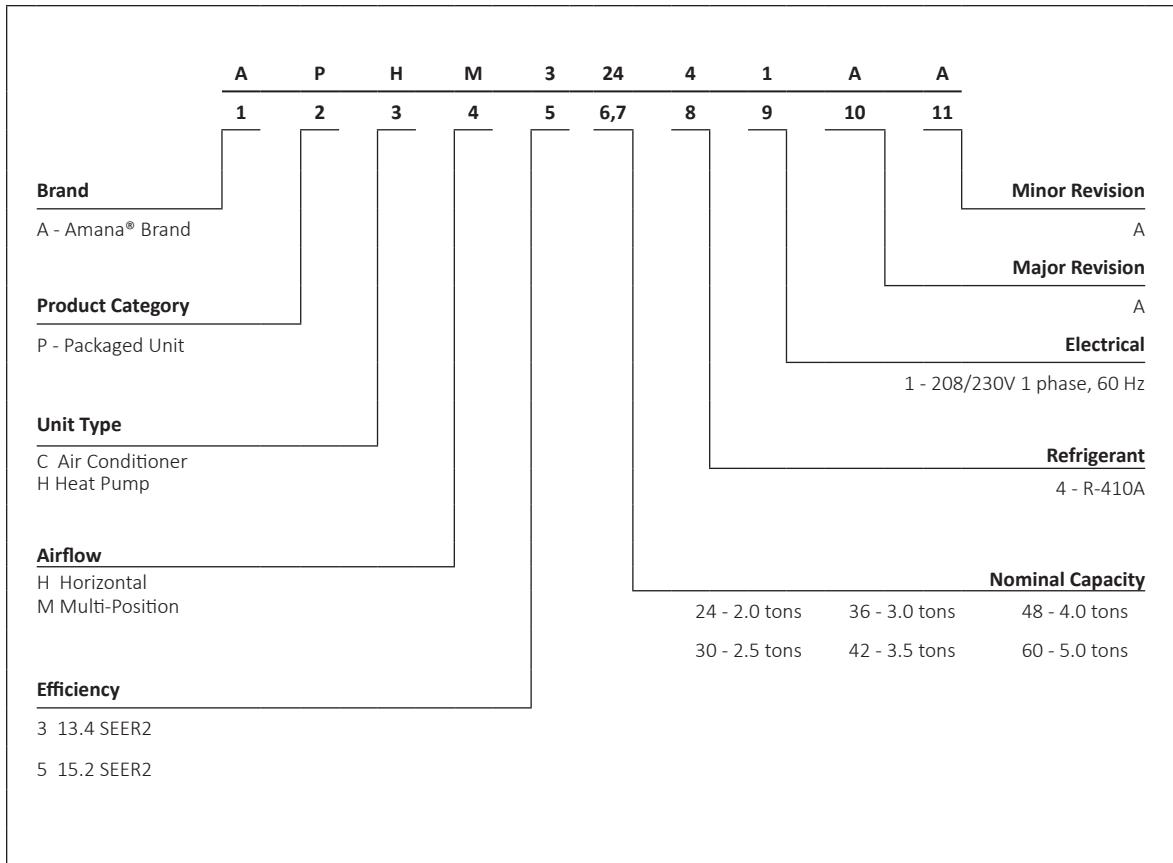
- Energy-efficient scroll compressor
- Multi-speed ECM indoor blower motor
- All-Aluminum evaporator coil
- Copper tube / aluminum fin condenser coils
- Compressor sound blanket
- Liquid-line filter drier
- Convertible airflow: horizontal or downflow
- Electric heat kit available as a field-installed option
- AHRI certified; ETL listed

**Cabinet Features**

- Heavy-gauge galvanized-steel cabinet with attractive two-tone Architectural Gray powder-paint finish
- Aluminum foil-facing internal insulation reinforced with fiberglass scrim
- Fully insulated air-handling compartment with convenient access panels
- Meets cabinet air leakage requirements when tested in accordance with ASHRAE standard 193
- Louvered condenser coil protection
- One footprint for all tonnages
- When properly anchored, meets the 2020 Florida Building Code unit integrity requirements for hurricane-type winds (Anchor bracket kits available)



\* Complete warranty details available from your local dealer or at [www.amana-hac.com](http://www.amana-hac.com). To receive the 10-Year Parts Limited Warranty, online registration must be completed within 60 days of installation. Online registration is not required in California or Québec. The duration of warranty coverages in Texas and Florida differs in some cases.



	APHM 32441**	APHM3 3041**	APHM3 3641**	APHM3 4241**	APHM3 4841**	APHM3 6041**
<b>COOLING CAPACITY</b>						
Total BTU/h	24,000	28,000	34,200	40,500	47,500	56,500
Sensible BTU/h	18,600	22,400	26,600	29,500	35,500	42,000
SEER2 / EER2	13.4/10.6	13.4/10.6	13.4/10.6	13.4/10.6	13.4/10.6	13.4/10.6
AHRI Numbers	210288017	210288018	210288019	210288020	210288021	210288022
<b>HEATING CAPACITY</b>						
BTU/h (47°F)	22,800	27,200	33,600	38,000	46,000	55,500
C.O.P. (47°F)	3.46	3.58	3.58	3.54	3.54	3.38
BTU/h (17°F)	13,200	14,800	18,800	21,500	26,500	33,000
C.O.P. (17°F)	2.16	2.18	2.18	2.14	2.26	2.23
HSPF2	6.70	6.70	6.70	6.70	6.70	6.70
<b>EVAPORATOR MOTOR</b>						
Type	ECM	ECM	ECM	ECM	ECM	ECM
Wheel (D x W)	10 x 9	10 x 9	10 x 9	10 x 9	10 x 9	10 x 9
Cooling CFM3	850	1,050	1,200	1,300	1,600	1,850
No. of Speeds	5	5	5	5	5	5
Horsepower - RPM	1/2 - 1050	1/2 - 1050	1/2 - 1050	3/4 - 1050	3/4 - 1050	1 - 1050
<b>EVAPORATOR COIL</b>						
Face Area (ft <sup>2</sup> )	4.55	4.55	4.55	6.2	6.2	6.2
Rows Deep	4	4	4	4	4	4
Fins per Inch	14	14	14	14	14	14
Metering Device Type	Piston	Piston	Piston	Piston	Piston	TXV
Drain Size (NPT)	¼"	¼"	¼"	¼"	¼"	¼"
Refrigerant Charge (oz.)	128	119	115	139	163	170
<b>CONDENSER FAN</b>						
Horsepower - RPM	¼ - 830	¼ - 830	¼ - 830	¼ - 1,075	½ - 1,122	½ - 1,122
Fan Diameter	22	22	22	22	22	22
# of Fan Blades	3	3	3	3	3	3
<b>CONDENSER COIL</b>						
Face Area (ft <sup>2</sup> )	12.08	12.08	12.08	15.09	19.05	19.05
Rows Deep	2	2	2	2	2	2
Fins per Inch	16	16	16	16	16	16
Metering Device Type	Piston	Piston	Piston	Piston	Piston	TXV
<b>COMPRESSOR</b>						
Quantity	1	1	1	1	1	1
Type	Scroll	Scroll	Scroll	Scroll	Scroll	Scroll
Stage	Single	Single	Single	Single	Single	Two
<b>SOUND POWER</b>						
dBA	76	76	81	80	79	80
<b>ELECTRICAL DATA</b>						
Compressor RLA/LRA	12.8 / 58.3	14.1 / 73	15.4 / 83.9	17.9 / 112	19.6 / 130	22.8 / 147.4
Voltage/Phase (60 Hz)	208-230/1	208-230/1	208-230/1	208-230/1	208-230/1	208-230/1
Indoor Blower FLA	3.8	3.8	3.8	5.4	5.4	7
Outdoor Fan FLA	1.3	1.3	1.3	1.4	2	2
M.C.A.1	21.4	23	24.4	29.2	31.9	37.5
M.O.P.2	30	35	35	45	50	60
<b>SHIPPING WEIGHTS (LBS)</b>						
	380	390	400	485	495	495

<sup>1</sup> Wire size should be determined in accordance with National Electrical Codes. Extensive wire runs will require larger wire sizes.

<sup>2</sup> Must use time-delay fuses or HACR-type circuit breakers of the same size as noted.

<sup>3</sup> Factory

**Note:** Always check the S&R plate for electrical data on the unit being installed.

IDB	AIRFLOW	OUTDOOR AMBIENT TEMPERATURE																							
		65°F				75°F				85°F				95°F				105°F				115°F			
		59	63	67	71	59	63	67	71	59	63	67	71	59	63	67	71	59	63	67	71	59	63	67	71
70	MBh	24.2	24.6	25.3	-	24.0	24.4	25.1	-	23.4	23.7	24.5	-	22.3	22.6	23.4	-	21.0	21.3	22.0	-	19.7	20.1	20.8	-
	S/T	0.57	0.49	0.35	-	0.58	0.50	0.36	-	0.60	0.52	0.38	-	1.00	0.54	0.40	-	1.00	0.57	0.43	-	1.00	0.62	0.48	-
	ΔT	10.61	9.66	7.90	-	10.58	9.64	7.88	-	10.71	9.77	8.01	-	10.57	9.63	7.87	-	10.44	9.50	7.74	-	11.03	10.09	8.33	-
	kW	1.61	1.61	1.60	-	1.81	1.81	1.80	-	2.03	2.03	2.02	-	2.27	2.27	2.26	-	2.54	2.54	2.53	-	2.85	2.85	2.85	-
	Amps	6.49	6.48	6.47	-	7.40	7.39	7.38	-	8.42	8.41	8.39	-	9.51	9.51	9.49	-	10.74	10.73	10.72	-	12.18	12.17	12.16	-
	Hi PR	249	250	252	-	289	290	291	-	330	331	333	-	375	376	377	-	423	424	425	-	474	475	477	-
	Lo PR	124	125	128	-	131	133	136	-	138	139	143	-	144	145	148	-	149	151	154	-	156	158	161	-
	MBh	24.5	24.9	25.6	-	24.3	24.6	25.4	-	23.7	24.0	24.7	-	22.6	22.9	23.6	-	21.2	21.6	22.3	-	20.0	20.3	21.1	-
	S/T	0.65	0.57	0.43	-	0.65	0.57	0.43	-	0.68	0.60	0.46	-	1.00	0.62	0.48	-	1.00	0.64	0.50	-	1.00	0.69	0.56	-
	ΔT	10.01	9.06	7.30	-	9.98	9.04	7.28	-	10.11	9.17	7.41	-	9.97	9.03	7.27	-	9.84	8.90	7.14	-	10.43	9.49	7.73	-
kW	1.62	1.62	1.62	-	1.82	1.82	1.81	-	2.04	2.04	2.04	-	2.28	2.28	2.28	-	2.55	2.55	2.54	-	2.86	2.86	2.86	-	
Amps	6.54	6.53	6.52	-	7.45	7.44	7.43	-	8.46	8.46	8.44	-	9.56	9.56	9.54	-	10.79	10.78	10.77	-	12.23	12.22	12.21	-	
Hi PR	251	252	254	-	291	292	293	-	332	333	335	-	377	378	379	-	425	426	428	-	476	477	479	-	
Lo PR	125	127	130	-	133	134	138	-	140	141	144	-	145	147	150	-	151	152	155	-	158	159	162	-	
MBh	24.7	25.1	25.8	-	24.5	24.9	25.6	-	23.9	24.2	25.0	-	22.8	23.1	23.9	-	21.4	21.8	22.5	-	20.2	20.6	21.3	-	
S/T	0.68	0.61	0.47	-	0.69	0.61	0.47	-	0.72	0.64	0.50	-	1.00	0.66	0.52	-	1.00	0.68	0.54	-	1.00	0.73	0.59	-	
ΔT	9.63	8.68	6.92	-	9.60	8.66	6.90	-	9.73	8.79	7.03	-	9.59	8.65	6.89	-	9.47	8.52	6.76	-	10.06	9.11	7.35	-	
kW	1.63	1.63	1.62	-	1.83	1.82	1.82	-	2.05	2.05	2.04	-	2.29	2.29	2.28	-	2.56	2.55	2.55	-	2.87	2.87	2.86	-	
Amps	6.57	6.57	6.55	-	7.48	7.47	7.46	-	8.50	8.49	8.47	-	9.59	9.59	9.57	-	10.82	10.81	10.80	-	12.26	12.25	12.24	-	
Hi PR	253	254	255	-	292	293	295	-	333	335	336	-	378	379	381	-	426	427	429	-	477	478	480	-	
Lo PR	127	128	131	-	134	136	139	-	141	142	146	-	146	148	151	-	152	154	157	-	159	160	164	-	

IDB	AIRFLOW	OUTDOOR AMBIENT TEMPERATURE																							
		65°F				75°F				85°F				95°F				105°F				115°F			
		59	63	67	71	59	63	67	71	59	63	67	71	59	63	67	71	59	63	67	71	59	63	67	71
75	MBh	24.3	24.6	25.3	26.5	24.0	24.4	25.1	26.2	23.4	23.8	24.5	25.6	22.3	22.7	23.4	24.5	21.0	21.3	22.0	23.2	19.7	20.1	20.8	21.9
	S/T	0.70	0.62	0.49	0.3	0.71	0.63	0.49	0.3	1.00	0.66	0.52	0.4	1.00	0.68	0.54	0.4	1.00	0.70	0.56	0.4	1.00	1.00	0.61	0.5
	ΔT	12.68	11.74	9.97	8.2	12.65	11.71	9.95	8.1	12.79	11.84	10.08	8.3	12.64	11.70	9.94	8.1	12.52	11.57	9.81	8.0	13.11	12.16	10.40	8.6
	kW	1.61	1.61	1.60	1.6	1.81	1.81	1.80	1.8	2.03	2.03	2.02	2.0	2.27	2.27	2.26	2.3	2.54	2.53	2.53	2.5	2.85	2.85	2.85	2.9
	Amps	6.49	6.48	6.46	6.5	7.39	7.39	7.37	7.4	8.41	8.40	8.39	8.5	9.51	9.50	9.48	9.6	10.73	10.73	10.71	10.8	12.17	12.17	12.15	12.2
	Hi PR	249	250	252	256.5	289	290	292	296.0	330	331	333	337.4	375	376	378	382.0	423	424	426	430.0	474	475	477	481.3
	Lo PR	124	125	128	133.8	131	133	136	141.4	138	140	143	148.0	144	145	148	153.6	149	151	154	159.1	156	158	161	166.1
	MBh	24.5	24.9	25.6	26.7	24.3	24.7	25.4	26.5	23.7	24.0	24.7	25.9	22.6	22.9	23.6	24.8	21.2	21.6	22.3	23.4	20.0	20.4	21.1	22.2
	S/T	0.78	0.70	0.56	0.4	0.78	0.71	0.57	0.4	1.00	0.73	0.59	0.4	1.00	0.75	0.61	0.5	1.00	0.77	0.64	0.5	1.00	1.00	0.69	0.5
	ΔT	12.08	11.14	9.38	7.6	12.05	11.11	9.35	7.5	12.19	11.24	9.48	7.7	12.04	11.10	9.34	7.5	11.92	10.97	9.21	7.4	12.51	11.57	9.80	8.0
kW	1.62	1.62	1.61	1.6	1.82	1.82	1.81	1.8	2.04	2.04	2.03	2.0	2.28	2.28	2.27	2.3	2.55	2.55	2.54	2.6	2.86	2.86	2.86	2.9	
Amps	6.54	6.53	6.51	6.6	7.44	7.44	7.42	7.5	8.46	8.45	8.44	8.5	9.56	9.55	9.53	9.6	10.78	10.78	10.76	10.8	12.22	12.22	12.20	12.3	
Hi PR	251	252	254	258.5	291	292	294	298.1	332	333	335	339.5	377	378	380	384.0	425	426	428	432.1	476	477	479	483.4	
Lo PR	125	127	130	135.4	133	134	138	143.0	140	141	144	149.6	145	147	150	155.2	151	152	155	160.8	158	159	162	167.7	
MBh	24.8	25.1	25.8	26.9	24.5	24.9	25.6	26.7	23.9	24.2	25.0	26.1	22.8	23.1	23.9	25.0	21.5	21.8	22.5	23.6	20.2	20.6	21.3	22.4	
S/T	0.82	0.74	0.60	0.5	1.00	0.74	0.61	0.5	1.00	0.77	0.63	0.5	1.00	0.79	0.65	0.5	1.00	0.81	0.67	0.5	1.00	1.00	0.73	0.6	
ΔT	11.70	10.76	9.00	7.2	11.68	10.73	8.97	7.1	11.81	10.86	9.10	7.3	11.67	10.72	8.96	7.1	11.54	10.60	8.84	7.0	12.13	11.19	9.43	7.6	
kW	1.63	1.62	1.62	1.6	1.82	1.82	1.82	1.8	2.05	2.04	2.04	2.1	2.29	2.28	2.28	2.3	2.55	2.55	2.55	2.6	2.87	2.87	2.86	2.9	
Amps	6.57	6.56	6.54	6.6	7.48	7.47	7.45	7.5	8.49	8.48	8.47	8.5	9.59	9.58	9.57	9.6	10.81	10.81	10.79	10.9	12.25	12.25	12.23	12.3	
Hi PR	253	254	256	260.0	292	293	295	299.5	334	335	337	340.9	378	379	381	385.5	426	427	429	433.5	478	479	480	484.8	
Lo PR	127	128	131	136.7	134	136	139	144.2	141	142	146	150.9	146	148	151	156.5	152	154	157	162.0	159	160	164	168.9	

IDB: Entering Indoor Dry Bulb Temperature  
 High & low pressures are measured at the liquid & suction access fittings.  
 Shaded area reflects ACCA (TVA) conditions  
 kW = Total system power  
 Amps = outdoor unit amps (comp. + fans)

IDB	AIRFLOW	OUTDOOR AMBIENT TEMPERATURE												ENTERING INDOOR WET BULB TEMPERATURE											
		65°F				75°F				85°F				95°F				105°F				115°F			
		59	63	67	71	59	63	67	71	59	63	67	71	59	63	67	71	59	63	67	71	59	63	67	71
80	MBh	24.4	24.7	25.5	26.6	24.2	24.5	25.2	26.4	23.5	23.9	24.6	25.7	22.4	22.8	23.5	24.6	21.1	21.4	22.2	23.3	19.9	20.2	20.9	22.1
	S/T	1.00	0.75	0.61	0.5	1.00	0.76	0.62	0.5	1.00	0.79	0.65	0.5	1.00	1.00	0.67	0.5	1.00	1.00	0.69	0.5	1.00	1.00	0.74	0.6
	ΔT	14.77	13.82	12.06	10.2	14.74	13.80	12.04	10.2	14.87	13.93	12.17	10.3	14.73	13.79	12.03	10.2	14.60	13.66	11.90	10.1	15.20	14.25	12.49	10.7
	kW	1.61	1.61	1.60	1.6	1.81	1.81	1.80	1.8	2.03	2.03	2.02	2.0	2.27	2.27	2.26	2.2	2.54	2.54	2.53	2.5	2.85	2.85	2.85	2.9
	Amps	6.49	6.48	6.47	6.6	7.40	7.39	7.38	7.4	8.41	8.41	8.39	8.5	9.51	9.50	9.49	9.6	10.74	10.73	10.72	10.8	12.18	12.17	12.16	12.2
	Hi PR	250	251	253	256.9	289	290	292	296.5	331	332	333	337.9	375	376	378	382.4	423	424	426	430.5	475	476	477	481.8
	Lo PR	124	126	129	134.3	132	133	137	141.9	139	140	143	148.6	144	146	149	154.2	150	151	154	159.7	157	158	161	166.6
	MBh	24.7	25.0	25.7	26.8	24.4	24.8	25.5	26.6	23.8	24.1	24.9	26.0	22.7	23.0	23.8	24.9	21.4	21.7	22.4	23.5	20.1	20.5	21.2	22.3
	S/T	1.00	0.83	0.69	0.5	1.00	0.83	0.70	0.5	1.00	0.86	0.72	0.6	1.00	1.00	0.74	0.6	1.00	1.00	0.76	0.6	1.00	1.00	0.82	0.7
	ΔT	14.17	13.22	11.46	9.6	14.14	13.20	11.44	9.6	14.27	13.33	11.57	9.7	14.13	13.19	11.43	9.6	14.01	13.06	11.30	9.5	14.60	13.65	11.89	10.1
kW	1.62	1.62	1.62	1.6	1.82	1.82	1.81	1.8	2.04	2.04	2.04	2.1	2.28	2.28	2.28	2.3	2.55	2.55	2.55	2.6	2.86	2.86	2.86	2.9	
Amps	6.54	6.53	6.52	6.6	7.45	7.44	7.43	7.5	8.46	8.46	8.44	8.5	9.56	9.55	9.54	9.6	10.79	10.78	10.77	10.8	12.23	12.22	12.20	12.3	
Hi PR	252	253	255	259.0	291	292	294	298.5	333	334	336	339.9	377	378	380	384.5	425	426	428	432.6	477	478	479	483.9	
Lo PR	126	127	131	135.9	133	135	138	143.5	140	142	145	150.2	146	147	150	155.8	151	153	156	161.3	158	160	163	168.2	
MBh	24.9	25.2	26.0	27.1	24.7	25.0	25.7	26.8	24.0	24.4	25.1	26.2	22.9	23.3	24.0	25.1	21.6	21.9	22.7	23.8	20.4	20.7	21.4	22.5	
S/T	1.00	0.87	0.73	0.6	1.00	0.87	0.73	0.6	1.00	0.90	0.76	0.6	1.00	1.00	0.78	0.6	1.00	1.00	0.80	0.7	1.00	1.00	0.86	0.7	
ΔT	13.79	12.85	11.08	9.3	13.76	12.82	11.06	9.2	13.90	12.95	11.19	9.4	13.75	12.81	11.05	9.2	13.63	12.68	10.92	9.1	14.22	13.27	11.51	9.7	
kW	1.63	1.63	1.62	1.6	1.83	1.82	1.82	1.8	2.05	2.05	2.04	2.1	2.29	2.29	2.28	2.3	2.56	2.55	2.55	2.6	2.87	2.87	2.86	2.9	
Amps	6.57	6.56	6.55	6.6	7.48	7.47	7.46	7.5	8.49	8.49	8.47	8.5	9.59	9.59	9.57	9.6	10.82	10.81	10.80	10.9	12.26	12.25	12.24	12.3	
Hi PR	253	254	256	260.5	293	294	296	300.0	334	335	337	341.4	379	380	382	385.9	427	428	430	434.0	478	479	481	485.3	
Lo PR	127	129	132	137.2	135	136	139	144.8	141	143	146	151.4	147	149	152	157.1	153	154	157	162.6	159	161	164	169.5	

700	MBh	24.8	25.1	25.9	27.0	24.6	24.9	25.7	26.8	23.9	24.3	25.0	26.1	22.8	23.2	23.9	25.0	21.5	21.9	22.6	23.7	20.3	20.6	21.4	22.5
	S/T	1.00	0.86	0.72	0.6	1.00	0.86	0.72	0.6	1.00	1.00	0.75	0.6	1.00	1.00	0.77	0.6	1.00	1.00	0.79	0.6	1.00	1.00	1.00	0.7
	ΔT	16.62	15.67	13.91	12.1	16.59	15.65	13.89	12.1	16.72	15.78	14.02	12.2	16.58	15.64	13.88	12.1	16.46	15.51	13.75	11.9	17.05	16.10	14.34	12.5
	kW	1.61	1.61	1.61	1.6	1.81	1.81	1.81	1.8	2.03	2.03	2.03	2.0	2.27	2.27	2.27	2.3	2.54	2.54	2.54	2.6	2.86	2.85	2.85	2.9
	Amps	6.51	6.50	6.49	6.6	7.42	7.41	7.39	7.5	8.43	8.42	8.41	8.5	9.53	9.52	9.51	9.6	10.76	10.75	10.73	10.8	12.20	12.19	12.17	12.2
	Hi PR	251	252	254	258.1	290	292	293	297.6	332	333	335	339.0	376	377	379	383.6	424	426	427	431.7	476	477	479	483.0
	Lo PR	126	128	131	136.2	134	135	138	143.8	140	142	145	150.4	146	148	151	156.0	152	153	156	161.6	158	160	163	168.5
	MBh	25.1	25.4	26.1	27.3	24.8	25.2	25.9	27.0	24.2	24.6	25.3	26.4	23.1	23.5	24.2	25.3	21.8	22.1	22.8	24.0	20.5	20.9	21.6	22.7
	S/T	1.00	0.93	0.79	0.6	1.00	1.00	0.80	0.7	1.00	1.00	0.83	0.7	1.00	1.00	0.85	0.7	1.00	1.00	0.87	0.7	1.00	1.00	1.00	0.8
	ΔT	16.02	15.08	13.31	11.5	15.99	15.05	13.29	11.5	16.13	15.18	13.42	11.6	15.98	15.04	13.28	11.5	15.86	14.91	13.15	11.3	16.45	15.50	13.74	11.9
kW	1.62	1.62	1.62	1.6	1.82	1.82	1.82	1.8	2.04	2.04	2.04	2.1	2.28	2.28	2.28	2.3	2.55	2.55	2.55	2.6	2.87	2.86	2.86	2.9	
Amps	6.56	6.55	6.53	6.6	7.47	7.46	7.44	7.5	8.48	8.47	8.46	8.5	9.58	9.57	9.56	9.6	10.81	10.80	10.78	10.9	12.24	12.24	12.22	12.3	
Hi PR	253	254	256	260.2	292	294	295	299.7	334	335	337	341.1	378	380	381	385.7	427	428	429	433.7	478	479	481	485.0	
Lo PR	128	129	132	137.8	135	137	140	145.4	142	144	147	152.0	148	149	152	157.1	153	155	158	163.2	160	162	165	170.1	
MBh	25.3	25.6	26.4	27.5	25.1	25.4	26.1	27.3	24.4	24.8	25.5	26.6	23.3	23.7	24.4	25.5	22.0	22.3	23.1	24.2	20.8	21.1	21.8	23.0	
S/T	1.00	0.97	0.83	0.7	1.00	1.00	0.84	0.7	1.00	1.00	0.86	0.7	1.00	1.00	0.88	0.7	1.00	1.00	0.90	0.8	1.00	1.00	1.00	0.8	
ΔT	15.64	14.70	12.94	11.1	15.61	14.67	12.91	11.1	15.75	14.80	13.04	11.2	15.60	14.66	12.90	11.1	15.48	14.54	12.77	11.0	16.07	15.13	13.37	11.5	
kW	1.63	1.63	1.63	1.6	1.83	1.83	1.82	1.8	2.05	2.05	2.05	2.1	2.29	2.29	2.29	2.3	2.56	2.56	2.56	2.6	2.87	2.87	2.87	2.9	
Amps	6.59	6.58	6.57	6.6	7.50	7.49	7.47	7.5	8.51	8.51	8.49	8.6	9.61	9.60	9.59	9.7	10.84	10.83	10.81	10.9	12.28	12.27	12.25	12.3	
Hi PR	254	256	257	261.6	294	295	297	301.1	335	336	338	342.5	380	381	383	387.1	428	429	431	435.2	479	480	482	486.5	
Lo PR	129	131	134	139.1	137	138	141	146.7	143	145	148	153.3	149	150	154	158.9	154	156	159	164.5	161	163	166	171.4	

IDB: Entering Indoor Dry Bulb Temperature  
 High & low pressures are measured at the liquid & suction access fittings.  
 Shaded area reflects AHRI (TVA) conditions  
 kW = Total system power  
 Amps = outdoor unit amps (comp. + fans)

IDB	AIRFLOW	OUTDOOR AMBIENT TEMPERATURE																							
		65°F				75°F				85°F				95°F				105°F				115°F			
		59	63	67	71	59	63	67	71	59	63	67	71	59	63	67	71	59	63	67	71	59	63	67	71
70	MBh	28.6	29.0	29.8	-	28.3	28.7	29.6	-	27.6	28.0	28.8	-	26.3	26.7	27.5	-	24.7	25.1	26.0	-	23.3	23.7	24.5	-
	S/T	0.62	0.53	0.39	-	0.62	0.54	0.40	-	0.65	0.57	0.42	-	1.00	0.59	0.44	-	1.00	0.61	0.47	-	1.00	0.67	0.52	-
	ΔT	16.29	14.81	12.06	-	16.25	14.77	12.02	-	16.45	14.98	12.23	-	16.23	14.76	12.00	-	16.03	14.56	11.81	-	16.96	15.48	12.73	-
	kW	1.90	1.90	1.89	-	2.13	2.13	2.12	-	2.39	2.39	2.38	-	2.67	2.67	2.66	-	2.98	2.98	2.98	-	3.35	3.35	3.35	-
	Amps	7.45	7.44	7.42	-	8.52	8.51	8.49	-	9.71	9.70	9.68	-	10.99	10.98	10.97	-	12.43	12.42	12.40	-	14.12	14.11	14.09	-
	Hi PR	254	255	257	-	294	296	297	-	337	338	340	-	382	383	385	-	431	432	434	-	483	484	486	-
	Lo PR	125	127	130	-	133	134	137	-	139	141	144	-	145	147	150	-	151	152	155	-	158	159	162	-
	MBh	29.1	29.5	30.3	-	28.8	29.2	30.1	-	28.1	28.5	29.3	-	26.8	27.2	28.0	-	25.2	25.6	26.5	-	23.8	24.2	25.0	-
	S/T	0.71	0.63	0.48	-	0.71	0.63	0.49	-	0.74	0.66	0.52	-	1.00	0.68	0.54	-	1.00	0.70	0.56	-	1.00	0.76	0.61	-
	ΔT	15.05	13.58	10.83	-	15.01	13.54	10.79	-	15.22	13.75	10.99	-	15.00	13.52	10.77	-	14.80	13.33	10.57	-	15.72	14.25	11.50	-
kW	1.91	1.91	1.91	-	2.15	2.14	2.14	-	2.41	2.40	2.40	-	2.69	2.69	2.68	-	3.00	3.00	3.00	-	3.37	3.37	3.36	-	
Amps	7.53	7.52	7.50	-	8.59	8.58	8.57	-	9.78	9.77	9.76	-	11.07	11.06	11.04	-	12.51	12.50	12.48	-	14.19	14.18	14.17	-	
Hi PR	257	258	260	-	297	298	300	-	340	341	342	-	385	386	388	-	434	435	437	-	486	487	489	-	
Lo PR	128	129	132	-	135	137	140	-	142	143	147	-	148	149	152	-	153	155	158	-	160	162	165	-	
MBh	29.3	29.7	30.6	-	29.1	29.5	30.3	-	28.3	28.7	29.6	-	27.0	27.4	28.3	-	25.4	25.9	26.7	-	24.0	24.4	25.3	-	
S/T	0.73	0.65	0.51	-	0.74	0.66	0.51	-	0.76	0.68	0.54	-	1.00	0.70	0.56	-	1.00	0.73	0.58	-	1.00	0.78	0.64	-	
ΔT	14.61	13.14	10.38	-	14.57	13.10	10.34	-	14.78	13.30	10.55	-	14.56	13.08	10.33	-	14.36	12.89	10.13	-	15.28	13.81	11.06	-	
kW	1.92	1.92	1.91	-	2.15	2.15	2.15	-	2.41	2.41	2.41	-	2.69	2.69	2.69	-	3.01	3.01	3.00	-	3.38	3.37	3.37	-	
Amps	7.56	7.55	7.53	-	8.62	8.61	8.59	-	9.81	9.80	9.78	-	11.10	11.09	11.07	-	12.53	12.52	12.51	-	14.22	14.21	14.19	-	
Hi PR	258	259	261	-	299	300	301	-	341	342	344	-	386	387	389	-	435	436	438	-	487	488	490	-	
Lo PR	129	130	133	-	136	138	141	-	143	145	148	-	149	150	153	-	154	156	159	-	161	163	166	-	
75	MBh	28.6	29.0	29.9	31.2	28.3	28.7	29.6	30.9	27.6	28.0	28.9	30.2	26.3	26.7	27.6	28.9	24.7	25.1	26.0	27.3	23.3	23.7	24.5	25.9
	S/T	0.75	0.67	0.53	0.4	0.76	0.68	0.53	0.4	1.00	0.71	0.56	0.4	1.00	0.73	0.58	0.4	1.00	0.75	0.61	0.5	1.00	1.00	0.66	0.5
	ΔT	19.53	18.05	15.30	12.4	19.49	18.01	15.26	12.4	19.70	18.22	15.47	12.6	19.47	18.00	15.25	12.4	19.28	17.80	15.05	12.2	20.20	18.73	15.97	13.1
	kW	1.90	1.89	1.89	1.9	2.13	2.13	2.12	2.1	2.39	2.39	2.38	2.4	2.67	2.67	2.66	2.7	2.98	2.98	2.98	3.0	3.35	3.35	3.35	3.4
	Amps	7.44	7.44	7.42	7.5	8.51	8.50	8.48	8.6	9.70	9.69	9.67	9.8	10.99	10.98	10.96	11.0	12.42	12.41	12.40	12.5	14.11	14.10	14.08	14.2
	Hi PR	254	256	257	261.8	295	296	298	302.0	337	338	340	344.2	382	383	385	389.6	431	432	434	438.5	483	484	486	490.7
	Lo PR	125	127	130	135.2	133	134	138	142.9	139	141	144	149.6	145	147	150	155.2	151	152	155	160.8	158	159	162	167.7
	MBh	29.1	29.5	30.3	31.7	28.8	29.2	30.1	31.4	28.1	28.5	29.3	30.6	26.8	27.2	28.1	29.4	25.2	25.6	26.5	27.8	23.8	24.2	25.0	26.3
	S/T	0.85	0.76	0.62	0.5	1.00	0.77	0.63	0.5	1.00	0.80	0.65	0.5	1.00	0.82	0.67	0.5	1.00	1.00	0.70	0.5	1.00	1.00	0.75	0.6
	ΔT	18.30	16.82	14.07	11.2	18.26	16.78	14.03	11.2	18.46	16.99	14.24	11.4	18.24	16.77	14.01	11.2	18.04	16.57	13.82	11.0	18.97	17.49	14.74	11.9
kW	1.91	1.91	1.91	1.9	2.15	2.14	2.14	2.2	2.40	2.40	2.40	2.4	2.69	2.68	2.68	2.7	3.00	3.00	2.99	3.0	3.37	3.37	3.36	3.4	
Amps	7.52	7.51	7.49	7.6	8.59	8.58	8.56	8.6	9.78	9.77	9.75	9.8	11.06	11.05	11.04	11.1	12.50	12.49	12.47	12.6	14.19	14.18	14.16	14.2	
Hi PR	257	258	260	264.7	298	299	301	305.0	340	341	343	347.1	385	386	388	392.5	434	435	437	441.4	486	487	489	493.7	
Lo PR	128	129	132	137.7	135	137	140	145.3	142	143	147	152.0	148	149	152	157.7	153	155	158	163.2	160	162	165	170.2	
MBh	29.3	29.7	30.6	31.9	29.1	29.5	30.3	31.6	28.3	28.7	29.6	30.9	27.0	27.4	28.3	29.6	25.5	25.9	26.7	28.0	24.0	24.4	25.3	26.6	
S/T	0.87	0.79	0.64	0.5	1.00	0.79	0.65	0.5	1.00	0.82	0.68	0.5	1.00	0.84	0.70	0.5	1.00	1.00	0.72	0.6	1.00	1.00	0.78	0.6	
ΔT	17.85	16.38	13.63	10.8	17.81	16.34	13.59	10.7	18.02	16.55	13.79	10.9	17.80	16.32	13.57	10.7	17.60	16.13	13.37	10.5	18.53	17.05	14.30	11.4	
kW	1.92	1.92	1.91	1.9	2.15	2.15	2.15	2.2	2.41	2.41	2.41	2.4	2.69	2.69	2.69	2.7	3.01	3.00	3.00	3.0	3.37	3.37	3.37	3.4	
Amps	7.55	7.54	7.52	7.6	8.61	8.61	8.59	8.7	9.80	9.79	9.78	9.9	11.09	11.08	11.06	11.1	12.53	12.52	12.50	12.6	14.21	14.20	14.19	14.3	
Hi PR	259	260	261	265.9	299	300	302	306.2	341	342	344	348.3	386	387	389	393.7	435	436	438	442.6	488	489	490	494.9	
Lo PR	129	130	133	138.8	136	138	141	146.4	143	145	148	153.1	149	150	153	158.8	154	156	159	164.4	161	163	166	171.3	

IDB: Entering Indoor Dry Bulb Temperature  
 High & low pressures are measured at the liquid & suction access fittings.  
 Shaded area reflects ACCA (TVA) conditions  
 kW = Total system power  
 Amps = outdoor unit amps (comp. + fans)

IDB	AIRFLOW	OUTDOOR AMBIENT TEMPERATURE																							
		65°F				75°F				85°F				95°F				105°F				115°F			
		59	63	67	71	59	63	67	71	59	63	67	71	59	63	67	71	59	63	67	71	59	63	67	71
80	MBh	28.7	29.1	30.0	31.3	28.5	28.9	29.7	31.1	27.7	28.1	29.0	30.3	26.4	26.9	27.7	29.0	24.9	25.3	26.1	27.4	23.4	23.8	24.7	26.0
	S/T	1.00	0.81	0.66	0.5	1.00	0.81	0.67	0.5	1.00	0.84	0.69	0.5	1.00	1.00	0.71	0.6	1.00	1.00	0.74	0.6	1.00	1.00	0.79	0.6
	ΔT	22.79	21.32	18.57	15.7	22.75	21.28	18.53	15.7	22.96	21.49	18.73	15.9	22.74	21.26	18.51	15.7	22.54	21.07	18.31	15.5	23.46	21.99	19.24	16.4
	kW	1.90	1.90	1.89	1.9	2.13	2.13	2.12	2.1	2.39	2.39	2.38	2.4	2.67	2.67	2.66	2.7	2.98	2.98	2.98	3.0	3.35	3.35	3.35	3.4
	Amps	7.45	7.44	7.42	7.5	8.52	8.51	8.49	8.6	9.70	9.70	9.68	9.8	10.99	10.98	10.96	11.0	12.43	12.42	12.40	12.5	14.11	14.11	14.09	14.2
	Hi PR	255	256	258	262.3	295	296	298	302.5	337	338	340	344.7	383	384	386	390.0	432	433	435	439.0	484	485	487	491.2
	Lo PR	126	127	130	135.8	133	135	138	143.4	140	142	145	150.1	146	147	150	155.8	151	153	156	161.3	158	160	163	168.3
	MBh	29.2	29.6	30.5	31.8	29.0	29.4	30.2	31.5	28.2	28.6	29.5	30.8	26.9	27.3	28.2	29.5	25.4	25.8	26.6	27.9	23.9	24.3	25.2	26.5
	S/T	1.00	0.90	0.75	0.6	1.00	0.90	0.76	0.6	1.00	0.93	0.79	0.6	1.00	1.00	0.81	0.7	1.00	1.00	0.83	0.7	1.00	1.00	0.89	0.7
	ΔT	21.56	20.09	17.33	14.5	21.52	20.05	17.29	14.4	21.73	20.25	17.50	14.6	21.51	20.03	17.28	14.4	21.31	19.83	17.08	14.2	22.23	20.76	18.00	15.2
kW	1.91	1.91	1.91	1.9	2.15	2.14	2.14	2.2	2.41	2.40	2.40	2.4	2.69	2.69	2.68	2.7	3.00	3.00	3.00	3.0	3.37	3.37	3.36	3.4	
Amps	7.53	7.52	7.50	7.6	8.59	8.58	8.57	8.6	9.78	9.77	9.75	9.8	11.07	11.06	11.04	11.1	12.50	12.50	12.48	12.6	14.19	14.18	14.16	14.2	
Hi PR	258	259	261	265.2	298	299	301	305.4	340	341	343	347.6	386	387	389	393.0	435	436	437	441.9	487	488	490	494.1	
Lo PR	128	130	133	138.2	136	137	141	145.9	142	144	147	152.6	148	150	153	158.2	154	155	158	163.8	161	162	165	170.7	
MBh	29.5	29.9	30.7	32.1	29.2	29.6	30.5	31.8	28.5	28.9	29.7	31.0	27.2	27.6	28.4	29.8	25.6	26.0	26.9	28.2	24.2	24.6	25.4	26.7	
S/T	1.00	0.92	0.78	0.6	1.00	0.93	0.78	0.6	1.00	0.95	0.81	0.7	1.00	1.00	0.83	0.7	1.00	1.00	0.85	0.7	1.00	1.00	0.91	0.8	
ΔT	21.12	19.64	16.89	14.0	21.08	19.60	16.85	14.0	21.29	19.81	17.06	14.2	21.06	19.59	16.84	14.0	20.87	19.39	16.64	13.8	21.79	20.32	17.56	14.7	
kW	1.92	1.92	1.91	1.9	2.15	2.15	2.15	2.2	2.41	2.41	2.41	2.4	2.69	2.69	2.69	2.7	3.01	3.01	3.00	3.0	3.38	3.37	3.37	3.4	
Amps	7.55	7.55	7.53	7.6	8.62	8.61	8.59	8.7	9.81	9.80	9.78	9.9	11.09	11.09	11.07	11.1	12.53	12.52	12.51	12.6	14.22	14.21	14.19	14.3	
Hi PR	259	260	262	266.4	299	300	302	306.6	341	343	344	348.8	387	388	390	394.2	436	437	439	443.1	488	489	491	495.3	
Lo PR	129	131	134	139.4	137	138	142	147.0	144	145	148	153.7	149	151	154	159.4	155	156	160	164.9	162	163	167	171.9	

85	MBh	29.2	29.6	30.5	31.8	29.0	29.4	30.2	31.5	28.2	28.6	29.5	30.8	26.9	27.3	28.2	29.5	25.4	25.8	26.6	27.9	23.9	24.3	25.2	26.5
	S/T	1.00	0.91	0.77	0.6	1.00	1.00	0.78	0.6	1.00	1.00	0.80	0.7	1.00	1.00	0.82	0.7	1.00	1.00	0.85	0.7	1.00	1.00	1.00	0.8
	ΔT	25.69	24.21	21.46	18.6	25.65	24.17	21.42	18.6	25.86	24.38	21.63	18.8	25.63	24.16	21.41	18.6	25.44	23.96	21.21	18.4	26.36	24.89	22.13	19.3
	kW	1.90	1.90	1.90	1.9	2.13	2.13	2.13	2.1	2.39	2.39	2.39	2.4	2.67	2.67	2.67	2.7	2.99	2.99	2.98	3.0	3.36	3.36	3.35	3.4
	Amps	7.47	7.46	7.44	7.5	8.54	8.53	8.51	8.6	9.72	9.72	9.70	9.8	11.01	11.00	10.98	11.1	12.45	12.44	12.42	12.5	14.14	14.13	14.11	14.2
	Hi PR	256	257	259	263.5	296	297	299	303.7	339	340	341	345.9	384	385	387	391.2	433	434	436	440.2	485	486	488	492.4
	Lo PR	128	129	132	137.7	135	137	140	145.3	142	143	147	152.0	148	149	152	157.7	153	155	158	163.2	160	162	165	170.2
	MBh	29.7	30.1	31.0	32.3	29.5	29.9	30.7	32.0	28.7	29.1	30.0	31.3	27.4	27.8	28.7	30.0	25.8	26.3	27.1	28.4	24.4	24.8	25.7	27.0
	S/T	1.00	1.00	0.86	0.7	1.00	1.00	0.87	0.7	1.00	1.00	0.89	0.7	1.00	1.00	0.91	0.8	1.00	1.00	1.00	0.8	1.00	1.00	1.00	0.8
	ΔT	24.46	22.98	20.23	17.4	24.42	22.94	20.19	17.3	24.62	23.15	20.39	17.5	24.40	22.93	20.17	17.3	24.20	22.73	19.98	17.1	25.13	23.65	20.90	18.0
kW	1.92	1.92	1.91	1.9	2.15	2.15	2.14	2.2	2.41	2.41	2.40	2.4	2.69	2.69	2.69	2.7	3.01	3.00	3.00	3.0	3.37	3.37	3.37	3.4	
Amps	7.55	7.54	7.52	7.6	8.61	8.60	8.59	8.7	9.80	9.79	9.77	9.9	11.09	11.08	11.06	11.1	12.53	12.52	12.50	12.6	14.21	14.20	14.18	14.3	
Hi PR	259	260	262	266.4	299	300	302	306.6	341	343	344	348.8	387	388	390	394.2	436	437	439	443.1	488	489	491	495.3	
Lo PR	130	132	135	140.1	138	139	142	147.7	144	146	149	154.4	150	152	155	160.1	156	157	160	165.7	163	164	167	172.6	
MBh	30.0	30.4	31.2	32.5	29.7	30.1	31.0	32.3	29.0	29.4	30.2	31.5	27.7	28.1	28.9	30.2	26.1	26.5	27.4	28.7	24.7	25.1	25.9	27.2	
S/T	1.00	1.00	0.88	0.7	1.00	1.00	0.89	0.7	1.00	1.00	0.92	0.8	1.00	1.00	0.94	0.8	1.00	1.00	1.00	0.8	1.00	1.00	1.00	0.9	
ΔT	24.01	22.54	19.79	16.9	23.97	22.50	19.75	16.9	24.18	22.71	19.95	17.1	23.96	22.48	19.73	16.9	23.76	22.29	19.53	16.7	24.68	23.21	20.46	17.6	
kW	1.92	1.92	1.92	1.9	2.16	2.15	2.15	2.2	2.42	2.41	2.41	2.4	2.70	2.70	2.69	2.7	3.01	3.01	3.01	3.0	3.38	3.38	3.37	3.4	
Amps	7.57	7.57	7.55	7.6	8.64	8.63	8.61	8.7	9.83	9.82	9.80	9.9	11.11	11.11	11.09	11.2	12.55	12.54	12.53	12.6	14.24	14.23	14.21	14.3	
Hi PR	260	261	263	267.6	300	302	303	307.8	343	344	346	350.0	388	389	391	395.4	437	438	440	444.3	489	490	492	496.5	
Lo PR	131	133	136	141.2	139	140	144	148.9	145	147	150	155.6	151	153	156	161.2	157	158	161	166.8	164	165	168	173.8	

IDB: Entering Indoor Dry Bulb Temperature  
 High & low pressures are measured at the liquid & suction access fittings.  
 Shaded area reflects AHRI (TVA) conditions  
 kW = Total system power  
 Amps = outdoor unit amps (comp. + fans)



IDB	AIRFLOW	OUTDOOR AMBIENT TEMPERATURE												ENTERING INDOOR WET BULB TEMPERATURE											
		65°F				75°F				85°F				95°F				105°F				115°F			
		59	63	67	71	59	63	67	71	59	63	67	71	59	63	67	71	59	63	67	71	59	63	67	71
70	1050	34.8	35.3	36.3	36.3	34.5	35.0	36.0	36.0	33.6	34.1	35.1	35.1	32.0	32.5	33.5	33.5	30.1	30.6	31.6	31.6	28.4	28.8	29.9	29.9
		0.62	0.55	0.41	-	0.63	0.55	0.41	-	0.66	0.58	0.44	-	1.00	0.60	0.46	-	1.00	0.62	0.48	-	1.00	0.67	0.53	-
		19.75	17.92	14.51	-	19.70	17.87	14.46	-	19.95	18.13	14.72	-	19.68	17.85	14.44	-	19.43	17.61	14.20	-	20.58	18.75	15.34	-
		2.29	2.29	2.28	-	2.58	2.58	2.57	-	2.90	2.90	2.89	-	3.24	3.24	3.24	-	3.63	3.63	3.63	-	4.09	4.08	4.08	-
		8.95	8.93	8.91	-	10.26	10.25	10.23	-	11.73	11.72	11.69	-	13.31	13.30	13.28	-	15.09	15.08	15.05	-	17.17	17.16	17.13	-
		267	269	271	-	310	311	313	-	354	355	357	-	402	403	405	-	453	454	456	-	508	509	511	-
		125	126	130	-	132	134	137	-	139	141	144	-	145	146	149	-	150	152	155	-	157	159	162	-
		35.3	35.7	36.8	-	34.9	35.4	36.5	-	34.0	34.5	35.6	-	32.5	33.0	34.0	-	30.6	31.0	32.1	-	28.8	29.3	30.3	-
		0.69	0.61	0.47	-	0.69	0.61	0.47	-	0.72	0.64	0.50	-	1.00	0.66	0.52	-	1.00	0.68	0.54	-	1.00	0.74	0.60	-
		18.64	16.82	13.41	-	18.59	16.77	13.36	-	18.85	17.02	13.61	-	18.57	16.75	13.34	-	18.33	16.50	13.09	-	19.47	17.65	14.24	-
		2.31	2.30	2.30	-	2.59	2.59	2.59	-	2.91	2.91	2.91	-	3.26	3.26	3.25	-	3.65	3.65	3.64	-	4.10	4.10	4.09	-
		9.01	9.00	8.98	-	10.33	10.32	10.29	-	11.79	11.78	11.76	-	13.38	13.37	13.35	-	15.15	15.14	15.12	-	17.24	17.23	17.20	-
	270	271	273	-	312	313	315	-	356	357	359	-	404	405	407	-	455	456	458	-	510	511	513	-	
	127	128	131	-	134	136	139	-	141	142	146	-	147	148	151	-	152	154	157	-	159	161	164	-	
	35.8	36.3	37.3	-	35.5	36.0	37.0	-	34.6	35.1	36.1	-	33.0	33.5	34.5	-	31.1	31.6	32.6	-	29.4	29.9	30.9	-	
	0.72	0.64	0.50	-	0.73	0.65	0.51	-	0.75	0.67	0.54	-	1.00	0.69	0.56	-	1.00	0.72	0.58	-	1.00	0.77	0.63	-	
	17.71	15.89	12.48	-	17.66	15.84	12.43	-	17.92	16.09	12.68	-	17.65	15.82	12.41	-	17.40	15.58	12.17	-	18.54	16.72	13.31	-	
	2.32	2.32	2.31	-	2.60	2.60	2.60	-	2.93	2.92	2.92	-	3.27	3.27	3.27	-	3.66	3.66	3.65	-	4.11	4.11	4.11	-	
	9.07	9.06	9.04	-	10.38	10.37	10.35	-	11.85	11.84	11.82	-	13.44	13.43	13.41	-	15.21	15.20	15.18	-	17.29	17.28	17.26	-	
	272	273	275	-	314	315	317	-	358	360	361	-	406	407	409	-	457	458	460	-	512	513	515	-	
	129	130	133	-	136	138	141	-	143	145	148	-	149	150	153	-	154	156	159	-	161	163	166	-	
75	1050	34.8	35.3	36.3	37.9	34.5	35.0	36.0	37.6	33.6	34.1	35.1	36.7	32.0	32.5	33.6	35.2	30.1	30.6	31.7	33.2	28.4	28.9	29.9	31.5
		0.76	0.68	0.54	0.4	0.76	0.69	0.55	0.4	1.00	0.71	0.57	0.4	1.00	0.73	0.59	0.4	1.00	0.75	0.61	0.5	1.00	1.00	0.67	0.5
		23.76	21.93	18.53	15.0	23.71	21.88	18.48	14.9	23.97	22.14	18.73	15.2	23.69	21.87	18.46	14.9	23.45	21.62	18.21	14.7	24.59	22.77	19.36	15.8
		2.29	2.29	2.28	2.3	2.58	2.57	2.57	2.6	2.90	2.89	2.89	2.9	3.24	3.24	3.24	3.3	3.63	3.63	3.62	3.6	4.09	4.08	4.08	4.1
		8.94	8.93	8.90	9.0	10.25	10.24	10.22	10.3	11.72	11.71	11.68	11.8	13.30	13.29	13.27	13.4	15.08	15.07	15.05	15.1	17.16	17.15	17.13	17.2
		268	269	271	275.4	310	311	313	317.6	354	355	357	361.8	402	403	405	409.5	453	454	456	460.8	508	509	511	515.6
		125	126	130	134.9	132	134	137	142.5	139	141	144	149.2	145	146	149	154.8	150	152	155	160.3	157	159	162	167.2
		35.3	35.8	36.8	38.4	35.0	35.5	36.5	38.1	34.1	34.5	35.6	37.2	32.5	33.0	34.0	35.6	30.6	31.1	32.1	33.7	28.8	29.3	30.4	32.0
		0.82	0.74	0.60	0.5	1.00	0.75	0.61	0.5	1.00	0.77	0.63	0.5	1.00	0.79	0.65	0.5	1.00	0.82	0.68	0.5	1.00	1.00	0.73	0.6
		22.66	20.83	17.42	13.9	22.61	20.78	17.37	13.8	22.86	21.04	17.63	14.1	22.59	20.76	17.35	13.8	22.35	20.52	17.11	13.6	23.49	21.66	18.25	14.7
		2.30	2.30	2.30	2.3	2.59	2.59	2.58	2.6	2.91	2.91	2.90	2.9	3.26	3.26	3.25	3.3	3.65	3.64	3.64	3.7	4.10	4.10	4.09	4.1
		9.00	8.99	8.97	9.1	10.32	10.31	10.29	10.4	11.79	11.78	11.75	11.9	13.37	13.36	13.34	13.4	15.15	15.14	15.11	15.2	17.23	17.22	17.19	17.3
	270	271	273	277.7	312	313	315	319.9	356	358	359	364.1	404	405	407	411.7	455	457	458	463.1	510	511	513	517.8	
	127	128	131	136.7	134	136	139	144.3	141	142	146	151.0	147	148	151	156.6	152	154	157	162.1	159	161	164	169.1	
	35.8	36.3	37.4	38.9	35.5	36.0	37.0	38.6	34.6	35.1	36.1	37.7	33.0	33.5	34.6	36.2	31.1	31.6	32.7	34.2	29.4	29.9	30.9	32.5	
	0.85	0.78	0.64	0.5	1.00	0.78	0.64	0.5	1.00	0.81	0.67	0.5	1.00	0.83	0.69	0.5	1.00	1.00	0.71	0.6	1.00	1.00	0.76	0.6	
	21.73	19.90	16.49	13.0	21.68	19.85	16.44	12.9	21.94	20.11	16.70	13.2	21.66	19.83	16.42	12.9	21.42	19.59	16.18	12.6	22.56	20.73	17.32	13.8	
	2.32	2.31	2.31	2.3	2.60	2.60	2.60	2.6	2.92	2.92	2.92	2.9	3.27	3.27	3.26	3.3	3.66	3.66	3.65	3.7	4.11	4.11	4.11	4.1	
	9.06	9.05	9.03	9.1	10.38	10.37	10.34	10.4	11.84	11.83	11.81	11.9	13.43	13.42	13.40	13.5	15.20	15.19	15.17	15.3	17.28	17.27	17.25	17.4	
	272	273	275	279.9	314	316	317	322.1	359	360	362	366.3	406	407	409	413.9	458	459	461	465.3	512	514	515	520.1	
	129	130	133	138.8	136	138	141	146.4	143	145	148	153.0	149	150	153	158.7	154	156	159	164.2	161	163	166	171.1	

IDB: Entering Indoor Dry Bulb Temperature  
 High & low pressures are measured at the liquid & suction access fittings.  
 Shaded area reflects ACCA (TVA) conditions  
 kW = Total system power  
 Amps = outdoor unit amps (comp. + fans)



IDB	AIRFLOW	OUTDOOR AMBIENT TEMPERATURE												ENTERING INDOOR WET BULB TEMPERATURE											
		65°F				75°F				85°F				95°F				105°F				115°F			
		59	63	67	71	59	63	67	71	59	63	67	71	59	63	67	71	59	63	67	71	59	63	67	71
80	MBh	35.0	35.5	36.5	38.1	34.7	35.2	36.2	37.8	33.8	34.3	35.3	36.9	32.2	32.7	33.7	35.3	30.3	30.8	31.8	33.4	28.6	29.0	30.1	31.7
	S/T	1.00	0.81	0.67	0.5	1.00	0.81	0.67	0.5	1.00	0.84	0.70	0.6	1.00	1.00	0.72	0.6	1.00	1.00	0.74	0.6	1.00	1.00	0.80	0.6
	ΔT	27.80	25.98	22.57	19.0	27.75	25.93	22.52	19.0	28.01	26.18	22.77	19.2	27.73	25.91	22.50	19.0	27.49	25.66	22.25	18.7	28.63	26.81	23.40	19.9
	kW	2.29	2.29	2.28	2.3	2.58	2.58	2.57	2.6	2.90	2.90	2.89	2.9	3.24	3.24	3.24	3.3	3.63	3.63	3.62	3.6	4.09	4.08	4.08	4.1
	Amps	8.94	8.93	8.91	9.0	10.26	10.25	10.22	10.3	11.72	11.71	11.69	11.8	13.31	13.30	13.28	13.4	15.09	15.07	15.05	15.2	17.17	17.16	17.13	17.2
	Hi PR	268	269	271	275.9	310	312	313	318.1	355	356	358	362.3	402	403	405	409.9	454	455	457	461.3	508	510	511	516.1
	Lo PR	125	127	130	135.5	133	135	138	143.1	140	141	144	149.7	145	147	150	155.3	151	152	156	160.9	158	159	162	167.8
	MBh	35.5	35.9	37.0	38.6	35.1	35.6	36.7	38.3	34.2	34.7	35.8	37.4	32.7	33.2	34.2	35.8	30.8	31.2	32.3	33.9	29.0	29.5	30.5	32.1
	S/T	1.00	0.87	0.73	0.6	1.00	0.88	0.74	0.6	1.00	0.90	0.76	0.6	1.00	1.00	0.78	0.6	1.00	1.00	0.81	0.7	1.00	1.00	0.86	0.7
	ΔT	26.70	24.87	21.46	17.9	26.65	24.82	21.41	17.9	26.91	25.08	21.67	18.1	26.63	24.81	21.40	17.9	26.39	24.56	21.15	17.6	27.53	25.70	22.30	18.8
kW	2.31	2.30	2.30	2.3	2.59	2.59	2.58	2.6	2.91	2.91	2.91	2.9	3.26	3.26	3.25	3.3	3.65	3.64	3.64	3.7	4.10	4.10	4.09	4.1	
Amps	9.01	9.00	8.98	9.1	10.33	10.32	10.29	10.4	11.79	11.78	11.76	11.9	13.38	13.37	13.35	13.4	15.15	15.14	15.12	15.2	17.23	17.22	17.20	17.3	
Hi PR	270	272	274	278.2	313	314	316	320.4	357	358	360	364.6	405	406	408	412.2	456	457	459	463.6	511	512	514	518.3	
Lo PR	127	129	132	137.3	135	136	140	144.9	142	143	146	151.5	147	149	152	157.2	153	154	157	162.7	160	161	164	169.6	
MBh	36.0	36.5	37.5	39.1	35.7	36.2	37.2	38.8	34.8	35.3	36.3	37.9	33.2	33.7	34.7	36.3	31.3	31.8	32.8	34.4	29.6	30.1	31.1	32.7	
S/T	1.00	0.90	0.76	0.6	1.00	0.91	0.77	0.6	1.00	0.94	0.80	0.6	1.00	1.00	0.82	0.7	1.00	1.00	0.84	0.7	1.00	1.00	0.89	0.7	
ΔT	25.77	23.95	20.54	17.0	25.72	23.90	20.49	17.0	25.98	24.15	20.74	17.2	25.70	23.88	20.47	16.9	25.46	23.63	20.22	16.7	26.60	24.78	21.37	17.8	
kW	2.32	2.32	2.31	2.3	2.60	2.60	2.60	2.6	2.93	2.92	2.92	2.9	3.27	3.27	3.26	3.3	3.66	3.66	3.65	3.7	4.11	4.11	4.11	4.1	
Amps	9.07	9.06	9.04	9.1	10.38	10.37	10.35	10.5	11.85	11.84	11.82	11.9	13.44	13.43	13.40	13.5	15.21	15.20	15.18	15.3	17.29	17.28	17.26	17.4	
Hi PR	273	274	276	280.4	315	316	318	322.6	359	360	362	366.8	407	408	410	414.4	458	459	461	465.8	513	514	516	520.5	
Lo PR	129	131	134	139.3	137	138	142	146.9	144	145	148	153.6	149	151	154	159.2	155	156	159	164.7	162	163	166	171.6	

85	MBh	35.6	36.1	37.1	38.7	35.3	35.8	36.8	38.4	34.4	34.9	35.9	37.5	32.8	33.3	34.3	35.9	30.9	31.4	32.4	34.0	29.1	29.6	30.7	32.3
	S/T	1.00	0.91	0.77	0.6	1.00	1.00	0.78	0.6	1.00	1.00	0.80	0.7	1.00	1.00	0.82	0.7	1.00	1.00	0.85	0.7	1.00	1.00	1.00	0.8
	ΔT	31.39	29.56	26.15	22.6	31.34	29.51	26.10	22.6	31.60	29.77	26.36	22.8	31.32	29.49	26.08	22.6	31.08	29.25	25.84	22.3	32.22	30.39	26.98	23.5
	kW	2.30	2.29	2.29	2.3	2.58	2.58	2.58	2.6	2.90	2.90	2.90	2.9	3.25	3.25	3.24	3.3	3.64	3.64	3.63	3.7	4.09	4.09	4.09	4.1
	Amps	8.97	8.96	8.94	9.0	10.28	10.27	10.25	10.4	11.75	11.74	11.72	11.8	13.34	13.33	13.30	13.4	15.11	15.10	15.08	15.2	17.19	17.18	17.16	17.3
	Hi PR	269	271	273	277.2	312	313	315	319.4	356	357	359	363.6	404	405	407	411.2	455	456	458	462.5	510	511	513	517.3
	Lo PR	127	129	132	137.3	135	136	140	144.9	142	143	146	151.6	147	149	152	157.2	153	154	157	162.7	160	161	164	169.6
	MBh	36.0	36.5	37.6	39.2	35.7	36.2	37.3	38.8	34.8	35.3	36.3	37.9	33.3	33.7	34.8	36.4	31.3	31.8	32.9	34.5	29.6	30.1	31.1	32.7
	S/T	1.00	0.97	0.83	0.7	1.00	1.00	0.84	0.7	1.00	1.00	0.87	0.7	1.00	1.00	0.89	0.7	1.00	1.00	1.00	0.8	1.00	1.00	1.00	0.8
	ΔT	30.29	28.46	25.05	21.5	30.24	28.41	25.00	21.5	30.49	28.67	25.26	21.7	30.22	28.39	24.98	21.4	29.97	28.15	24.74	21.2	31.12	29.29	25.88	22.3
kW	2.31	2.31	2.30	2.3	2.60	2.60	2.59	2.6	2.92	2.92	2.91	2.9	3.26	3.26	3.26	3.3	3.65	3.65	3.65	3.7	4.11	4.10	4.10	4.1	
Amps	9.04	9.03	9.00	9.1	10.35	10.34	10.32	10.4	11.82	11.81	11.78	11.9	13.40	13.39	13.37	13.5	15.18	15.17	15.15	15.2	17.26	17.25	17.23	17.3	
Hi PR	272	273	275	279.4	314	315	317	321.6	358	359	361	365.9	406	407	409	413.5	457	458	460	464.8	512	513	515	519.6	
Lo PR	129	131	134	139.2	137	138	141	146.8	143	145	148	153.4	149	151	154	159.0	155	156	159	164.6	161	163	166	171.5	
MBh	36.6	37.1	38.1	39.7	36.3	36.8	37.8	39.4	35.4	35.9	36.9	38.5	33.8	34.3	35.3	36.9	31.9	32.4	33.4	35.0	30.1	30.6	31.7	33.3	
S/T	1.00	1.00	0.87	0.7	1.00	1.00	0.88	0.7	1.00	1.00	0.90	0.8	1.00	1.00	0.92	0.8	1.00	1.00	1.00	0.8	1.00	1.00	1.00	0.9	
ΔT	29.36	27.53	24.12	20.6	29.31	27.48	24.07	20.5	29.56	27.74	24.33	20.8	29.29	27.46	24.05	20.5	29.04	27.22	23.81	20.3	30.19	28.36	24.95	21.4	
kW	2.32	2.32	2.32	2.3	2.61	2.61	2.60	2.6	2.93	2.93	2.92	2.9	3.28	3.28	3.27	3.3	3.66	3.66	3.66	3.7	4.12	4.12	4.11	4.1	
Amps	9.09	9.08	9.06	9.2	10.41	10.40	10.38	10.5	11.87	11.86	11.84	11.9	13.46	13.45	13.43	13.5	15.24	15.23	15.20	15.3	17.32	17.31	17.28	17.4	
Hi PR	274	275	277	281.6	316	317	319	323.9	360	362	363	368.1	408	409	411	415.7	459	460	462	467.0	514	515	517	521.8	
Lo PR	131	133	136	141.2	139	140	143	148.8	145	147	150	155.5	151	153	156	161.1	157	158	161	166.6	163	165	168	173.5	

IDB: Entering Indoor Dry Bulb Temperature  
 High & low pressures are measured at the liquid & suction access fittings.  
 Shaded area reflects AHRI (TVA) conditions  
 kW = Total system power  
 Amps = outdoor unit amps (comp. + fans)

IDB		OUTDOOR AMBIENT TEMPERATURE												ENTERING INDOOR WET BULB TEMPERATURE												
		65°F				75°F				85°F				95°F				105°F				115°F				
		59	63	67	71	59	63	67	71	59	63	67	71	59	63	67	71	59	63	67	71	59	63	67	71	
<b>70</b>	<b>1300</b>	MBh	41.7	42.3	43.6	-	41.4	42.0	43.2	-	40.3	40.9	42.1	-	38.4	39.0	40.3	-	36.2	36.8	38.0	-	34.1	34.7	35.9	-
		S/T	0.65	0.57	0.44	-	0.65	0.58	0.45	-	1.00	0.60	0.47	-	1.00	0.62	0.49	-	1.00	0.65	0.51	-	1.00	0.70	0.56	-
		ΔT	13.13	11.84	9.44	-	13.09	11.81	9.41	-	13.27	11.99	9.59	-	13.08	11.79	9.39	-	12.91	11.62	9.22	-	13.71	12.43	10.03	-
	<b>1400</b>	kW	2.72	2.71	2.71	-	3.06	3.06	3.05	-	3.44	3.44	3.44	-	3.86	3.86	3.85	-	4.33	4.32	4.32	-	4.87	4.87	4.86	-
		Amps	10.96	10.95	10.92	-	12.54	12.52	12.50	-	14.30	14.28	14.26	-	16.20	16.19	16.16	-	18.33	18.32	18.29	-	20.83	20.81	20.79	-
		Hi PR	262	263	265	-	302	304	305	-	345	346	348	-	392	393	394	-	441	442	444	-	494	496	497	-
	<b>1575</b>	Lo PR	129	130	134	-	136	138	141	-	143	145	148	-	149	150	154	-	155	156	159	-	162	163	166	-
		MBh	42.1	42.7	43.9	-	41.8	42.3	43.6	-	40.7	41.3	42.5	-	38.8	39.4	40.6	-	36.6	37.2	38.4	-	34.5	35.1	36.3	-
		S/T	0.67	0.60	0.47	-	0.68	0.60	0.47	-	1.00	0.63	0.50	-	1.00	0.65	0.51	-	1.00	0.67	0.54	-	1.00	1.00	0.59	-
	<b>1300</b>	ΔT	12.72	11.43	9.03	-	12.68	11.39	8.99	-	12.86	11.57	9.17	-	12.67	11.38	8.98	-	12.49	11.21	8.81	-	13.30	12.01	9.61	-
kW		2.72	2.72	2.72	-	3.07	3.07	3.06	-	3.45	3.45	3.45	-	3.87	3.87	3.86	-	4.34	4.33	4.33	-	4.88	4.88	4.87	-	
Amps		11.00	10.99	10.96	-	12.58	12.57	12.54	-	14.34	14.33	14.30	-	16.24	16.23	16.20	-	18.37	18.36	18.33	-	20.87	20.86	20.83	-	
<b>1400</b>	Hi PR	263	264	266	-	304	305	307	-	347	348	350	-	393	394	396	-	443	444	446	-	496	497	499	-	
	Lo PR	130	132	135	-	138	139	142	-	144	146	149	-	150	152	155	-	156	157	161	-	163	164	168	-	
	MBh	42.9	43.5	44.7	-	42.6	43.1	44.4	-	41.5	42.1	43.3	-	39.6	40.2	41.4	-	37.4	37.9	39.2	-	35.3	35.9	37.1	-	
<b>1575</b>	S/T	0.69	0.62	0.48	-	0.70	0.62	0.49	-	1.00	0.65	0.52	-	1.00	0.67	0.53	-	1.00	0.69	0.56	-	1.00	1.00	0.61	-	
	ΔT	12.07	10.78	8.38	-	12.03	10.75	8.35	-	12.21	10.93	8.53	-	12.02	10.73	8.33	-	11.85	10.56	8.16	-	12.65	11.37	8.97	-	
	kW	2.74	2.74	2.73	-	3.08	3.08	3.08	-	3.47	3.47	3.46	-	3.89	3.88	3.88	-	4.35	4.35	4.34	-	4.90	4.89	4.89	-	
<b>1300</b>	Amps	11.07	11.06	11.03	-	12.65	12.63	12.61	-	14.41	14.39	14.37	-	16.31	16.30	16.27	-	18.44	18.43	18.40	-	20.94	20.92	20.90	-	
	Hi PR	265	266	268	-	306	307	309	-	349	350	352	-	395	396	398	-	445	446	448	-	498	499	501	-	
	Lo PR	132	134	137	-	140	142	145	-	147	148	152	-	153	154	157	-	158	160	163	-	165	167	170	-	

<b>75</b>	<b>1300</b>	MBh	41.8	42.4	43.6	45.5	41.4	42.0	43.2	45.1	40.3	40.9	42.1	44.0	38.5	<b>39.1</b>	40.3	42.2	36.2	36.8	38.0	39.9	34.1	34.7	36.0	37.8	
		S/T	0.77	0.70	0.57	0.4	1.00	0.71	0.57	0.4	1.00	0.73	0.60	0.5	1.00	<b>0.75</b>	<b>0.75</b>	0.62	0.5	1.00	1.00	0.64	0.5	1.00	1.00	0.69	0.5
		ΔT	15.96	14.67	12.27	9.8	15.92	14.63	12.23	9.7	16.10	14.82	12.41	9.9	15.91	<b>14.62</b>	<b>14.62</b>	12.22	9.7	15.74	14.45	12.05	9.6	16.54	15.26	12.85	10.4
	<b>1400</b>	kW	2.71	2.71	2.70	2.7	3.06	3.06	3.05	3.1	3.44	3.44	3.43	3.5	3.86	<b>3.86</b>	<b>3.86</b>	3.85	3.9	4.32	4.32	4.32	4.3	4.87	4.87	4.86	4.9
		Amps	10.95	10.94	10.91	11.0	12.53	12.51	12.49	12.6	14.29	14.27	14.25	14.4	16.19	<b>16.18</b>	<b>16.18</b>	16.15	16.3	18.32	18.31	18.28	18.4	20.82	20.80	20.78	20.9
		Hi PR	262	263	265	269.3	303	304	306	310.2	346	347	349	353.0	392	<b>393</b>	<b>393</b>	395	399.2	442	443	444	449.0	495	496	498	502.1
	<b>1575</b>	Lo PR	129	130	134	138.9	136	138	141	146.7	143	145	148	153.4	149	<b>151</b>	<b>151</b>	154	159.1	155	156	159	164.7	162	163	166	171.8
		MBh	42.2	42.7	44.0	45.8	41.8	42.4	43.6	45.5	40.7	41.3	42.5	44.4	38.9	39.4	40.7	42.6	36.6	37.2	38.4	40.3	34.5	35.1	36.3	38.2	
		S/T	0.80	0.72	0.59	0.5	1.00	0.73	0.60	0.5	1.00	0.75	0.62	0.5	1.00	0.77	0.64	0.5	1.00	1.00	0.66	0.5	1.00	1.00	0.71	0.6	
	<b>1300</b>	ΔT	15.54	14.26	11.86	9.4	15.51	14.22	11.82	9.3	15.69	14.40	12.00	9.5	15.49	14.21	11.81	9.3	15.32	14.04	11.64	9.1	16.13	14.84	12.44	10.0	
kW		2.72	2.72	2.71	2.7	3.07	3.06	3.06	3.1	3.45	3.45	3.44	3.5	3.87	3.87	3.86	3.9	4.33	4.33	4.32	4.4	4.88	4.88	4.87	4.9		
Amps		10.99	10.98	10.95	11.1	12.57	12.56	12.53	12.7	14.33	14.32	14.29	14.4	16.23	16.22	16.19	16.3	18.36	18.35	18.32	18.4	20.86	20.85	20.82	20.9		
<b>1400</b>	Hi PR	263	264	266	270.6	304	305	307	311.5	347	348	350	354.4	393	394	396	400.5	443	444	446	450.3	496	497	499	503.4		
	Lo PR	130	132	135	140.2	138	139	142	147.9	144	146	149	154.7	150	152	155	160.4	156	157	161	166.0	163	164	168	173.0		
	MBh	42.9	43.5	44.8	46.6	42.6	43.2	44.4	46.3	41.5	42.1	43.3	45.2	39.6	40.2	41.5	43.3	37.4	38.0	39.2	41.1	35.3	35.9	37.1	39.0		
<b>1575</b>	S/T	0.82	0.74	0.61	0.5	1.00	0.75	0.62	0.5	1.00	0.77	0.64	0.5	1.00	0.79	0.66	0.5	1.00	1.00	0.68	0.5	1.00	1.00	0.73	0.6		
	ΔT	14.89	13.61	11.21	8.7	14.86	13.57	11.17	8.7	15.04	13.75	11.35	8.9	14.85	13.56	11.16	8.7	14.67	13.39	10.99	8.5	15.48	14.19	11.79	9.3		
	kW	2.74	2.73	2.73	2.8	3.08	3.08	3.07	3.1	3.47	3.46	3.46	3.5	3.88	3.88	3.87	3.9	4.35	4.35	4.34	4.4	4.89	4.89	4.88	4.9		
<b>1300</b>	Amps	11.06	11.05	11.02	11.1	12.64	12.62	12.60	12.7	14.40	14.38	14.36	14.5	16.30	16.29	16.26	16.4	18.43	18.42	18.39	18.5	20.93	20.91	20.89	21.0		
	Hi PR	265	267	268	272.9	306	307	309	313.8	349	350	352	356.7	395	397	398	402.9	445	446	448	452.6	498	499	501	505.8		
	Lo PR	132	134	137	142.6	140	142	145	150.3	147	148	152	157.1	153	154	157	162.8	158	160	163	168.4	165	167	170	175.4		

IDB: Entering Indoor Dry Bulb Temperature  
 High & low pressures are measured at the liquid & suction access fittings.  
 Shaded area reflects ACCA (TVA) conditions  
 kW = Total system power  
 Amps = outdoor unit amps (comp. + fans)

IDB	AIRFLOW	OUTDOOR AMBIENT TEMPERATURE												ENTERING INDOOR WET BULB TEMPERATURE												
		65°F				75°F				85°F				95°F				105°F				115°F				
		59	63	67	71	59	63	67	71	59	63	67	71	59	63	67	71	59	63	67	71	59	63	67	71	
80	MBh	42.0	42.6	43.8	45.7	41.6	42.2	43.4	45.3	40.5	41.1	42.4	44.2	38.7	39.3	40.5	42.4	36.4	37.0	38.2	40.1	34.4	34.9	36.2	38.1	
	S/T	1.00	0.82	0.69	0.6	1.00	0.83	0.70	0.6	1.00	1.00	0.72	0.6	1.00	1.00	0.74	0.6	1.00	1.00	0.76	0.6	1.00	1.00	0.81	0.7	
	ΔT	18.80	17.52	15.12	12.6	18.77	17.48	15.08	12.6	18.95	17.66	15.26	12.8	18.75	17.47	15.07	12.6	18.58	17.30	14.90	12.4	19.39	18.10	15.70	13.2	
	kW	2.72	2.71	2.71	2.7	3.06	3.06	3.05	3.1	3.44	3.44	3.44	3.5	3.86	3.86	3.85	3.9	4.33	4.32	4.32	4.3	4.87	4.87	4.86	4.9	
	Amps	10.96	10.94	10.92	11.0	12.53	12.52	12.49	12.6	14.29	14.28	14.25	14.4	16.20	16.19	16.16	16.3	18.33	18.31	18.29	18.4	20.82	20.81	20.78	20.9	
	Hi PR	262	263	265	269.7	303	304	306	310.7	346	347	349	353.5	392	393	395	399.7	442	443	445	449.5	495	496	498	502.6	
	Lo PR	129	131	134	139.5	137	139	142	147.2	144	145	149	154.0	149	151	154	159.7	155	157	160	165.3	162	164	167	172.3	
	MBh	42.4	43.0	44.2	46.1	42.0	42.6	43.8	45.7	40.9	41.5	42.7	44.6	39.1	39.7	40.9	42.8	36.8	37.4	38.6	40.5	34.7	35.3	36.6	38.4	
	S/T	1.00	0.84	0.71	0.6	1.00	0.85	0.72	0.6	1.00	1.00	0.74	0.6	1.00	1.00	0.76	0.6	1.00	1.00	0.78	0.6	1.00	1.00	1.00	0.7	
	ΔT	18.39	17.10	14.70	12.2	18.35	17.07	14.67	12.2	18.53	17.25	14.85	12.4	18.34	17.06	14.65	12.2	18.17	16.88	14.48	12.0	18.97	17.69	15.29	12.8	
kW	2.72	2.72	2.72	2.7	3.07	3.07	3.06	3.1	3.45	3.45	3.45	3.5	3.87	3.87	3.86	3.9	4.33	4.33	4.33	4.4	4.88	4.88	4.87	4.9		
Amps	11.00	10.99	10.96	11.1	12.58	12.56	12.54	12.7	14.34	14.32	14.30	14.4	16.24	16.23	16.20	16.3	18.37	18.36	18.33	18.5	20.87	20.86	20.83	20.9		
Hi PR	264	265	267	271.0	304	306	307	312.0	347	348	350	354.8	394	395	396	401.0	443	444	446	450.8	496	498	499	503.9		
Lo PR	131	132	135	140.7	138	140	143	148.5	145	147	150	155.2	151	152	156	160.9	156	158	161	166.5	163	165	168	173.6		
1575	MBh	43.2	43.7	45.0	46.9	42.8	43.4	44.6	46.5	41.7	42.3	43.5	45.4	39.9	40.4	41.7	43.6	37.6	38.2	39.4	41.3	35.5	36.1	37.3	39.2	
	S/T	1.00	0.86	0.73	0.6	1.00	0.87	0.74	0.6	1.00	1.00	0.76	0.6	1.00	1.00	0.78	0.6	1.00	1.00	0.80	0.7	1.00	1.00	1.00	0.7	
	ΔT	17.74	16.46	14.05	11.6	17.71	16.42	14.02	11.5	17.89	16.60	14.20	11.7	17.69	16.41	14.01	11.5	17.52	16.24	13.83	11.3	18.33	17.04	14.64	12.2	
	kW	2.74	2.74	2.73	2.8	3.08	3.08	3.08	3.1	3.47	3.47	3.46	3.5	3.88	3.88	3.88	3.9	4.35	4.35	4.34	4.4	4.90	4.89	4.89	4.9	
	Amps	11.07	11.06	11.03	11.1	12.64	12.63	12.61	12.7	14.41	14.39	14.37	14.5	16.31	16.30	16.27	16.4	18.44	18.43	18.40	18.5	20.94	20.92	20.90	21.0	
	Hi PR	266	267	269	273.4	307	308	310	314.3	350	351	353	357.2	396	397	399	403.3	446	447	449	453.1	499	500	502	506.2	
	Lo PR	133	135	138	143.2	141	142	145	150.9	147	149	152	157.6	153	155	158	163.4	159	160	164	169.0	166	167	171	176.0	
	1460	MBh	42.3	43.1	45.2	48.2	41.3	42.1	44.1	47.1	40.3	41.1	43.1	45.9	39.4	40.1	42.0	44.8	37.4	38.1	39.9	42.6	34.6	35.3	37.0	39.4
		S/T	0.95	0.92	0.83	0.7	0.98	0.95	0.86	0.7	1.00	0.97	0.88	0.7	1.00	1.00	0.91	0.7	1.00	1.00	0.94	0.8	1.00	1.00	0.95	0.8
		ΔT	25	25	24	20	26	25	24	21	25	25	24	21	25	25	24	21	24	24	24	20	22	22	22	19.1
kW		2.89	2.96	3.05	3.1	3.12	3.19	3.29	3.4	3.32	3.39	3.51	3.6	3.50	3.57	3.69	3.8	3.65	3.73	3.85	4.0	3.78	3.86	3.99	4.1	
Amps		13.4	13.6	14.0	14.5	14.3	14.6	15.0	15.5	15.3	15.7	16.1	16.7	16.3	16.6	17.1	17.7	17.2	17.6	18.1	18.7	18.1	18.5	19.1	19.7	
Hi PR		259	279	294	307.2	291	313	330	344.7	331	356	376	392.0	377	405	428	446.4	424	456	482	502.2	468	504	532	554.9	
Lo PR		112	119	130	138.2	118	126	137	146.0	123	130	142	151.7	129	137	150	159.4	135	144	157	167.0	140	149	162	172.8	
MBh		41.1	41.9	43.9	46.8	40.1	40.9	42.8	45.7	39.2	39.9	41.8	44.6	38.2	39.0	40.8	43.5	36.3	37.0	38.8	41.3	33.6	34.3	35.9	38.3	
S/T		0.90	0.87	0.79	0.6	0.94	0.90	0.82	0.7	0.96	0.93	0.84	0.7	0.99	0.96	0.86	0.7	1.00	0.99	0.90	0.7	1.00	1.00	0.90	0.7	
ΔT		26	26	24	21	27	26	25	21	27	26	25	21	27	26	25	22	26	26	25	21	24	24	23	19.9	
kW	2.87	2.93	3.03	3.1	3.09	3.16	3.26	3.4	3.29	3.37	3.48	3.6	3.47	3.54	3.66	3.8	3.62	3.70	3.82	4.0	3.74	3.83	3.96	4.1		
Amps	13.3	13.5	13.9	14.3	14.2	14.5	14.9	15.4	15.2	15.5	16.0	16.5	16.1	16.5	17.0	17.5	17.1	17.4	17.9	18.6	18.0	18.3	18.9	19.5		
Hi PR	257	276	292	304.1	288	310	327	341.2	327	352	372	388.1	373	401	424	442.0	420	452	477	497.3	464	499	527	549.4		
Lo PR	111	118	128	136.8	117	124	136	144.5	121	129	141	150.2	128	136	148	157.8	134	142	155	165.4	138	147	161	171.1		
85	MBh	37.9	38.6	40.5	43.2	37.0	37.7	39.5	42.2	36.2	36.9	38.6	41.2	35.3	36.0	37.7	40.2	33.5	34.2	35.8	38.2	31.0	31.6	33.1	35.4	
	S/T	0.87	0.84	0.76	0.6	0.90	0.87	0.79	0.6	0.93	0.89	0.81	0.7	0.96	0.92	0.83	0.7	0.99	0.96	0.87	0.7	1.00	0.97	0.87	0.7	
	ΔT	27	26	25	21	27	27	25	22	27	27	25	22	27	27	25	22	27	26	25	22	25	25	23	20.2	
	kW	2.80	2.86	2.95	3.0	3.02	3.08	3.18	3.3	3.21	3.28	3.39	3.5	3.38	3.45	3.57	3.7	3.52	3.60	3.72	3.9	3.65	3.73	3.86	4.0	
	Amps	13.0	13.2	13.6	14.0	13.8	14.1	14.5	15.0	14.9	15.2	15.6	16.1	15.7	16.1	16.6	17.1	16.6	17.0	17.5	18.1	17.5	17.9	18.4	19.1	
	Hi PR	249	268	283	295.0	279	301	317	331.0	318	342	361	376.5	362	389	411	428.8	407	438	462	482.4	450	484	511	532.9	
	Lo PR	107	114	125	132.7	113	121	132	140.2	118	125	137	145.7	124	132	144	153.1	130	138	151	160.4	134	143	156	165.9	
	IDB: Entering Indoor Dry Bulb Temperature High & low pressures are measured at the liquid & suction access fittings.																									
	Shaded area reflects AHRI (TVA) conditions kW = Total system power Amps = outdoor unit amps (comp. + fans)																									

IDB		OUTDOOR AMBIENT TEMPERATURE																							
		65°F				75°F				85°F				95°F				105°F				115°F			
		59	63	67	71	59	63	67	71	59	63	67	71	59	63	67	71	59	63	67	71	59	63	67	71
		ENTERING INDOOR WET BULB TEMPERATURE																							
<b>1400</b>	MBh	48.3	49.0	50.5	-	47.9	48.6	50.0	-	46.6	47.3	48.8	-	44.5	45.1	46.6	-	41.8	42.5	43.9	-	39.4	40.1	41.5	-
	S/T	0.60	0.53	0.39	-	0.61	0.53	0.40	-	0.63	0.56	0.42	-	1.00	0.58	0.44	-	1.00	0.60	0.46	-	1.00	0.65	0.51	-
	ΔT	13.35	12.11	9.81	-	13.32	12.08	9.78	-	13.49	12.25	9.95	-	13.30	12.07	9.76	-	13.14	11.90	9.60	-	13.91	12.68	10.37	-
	kW	3.22	3.21	3.21	-	3.60	3.60	3.59	-	4.04	4.03	4.03	-	4.51	4.50	4.50	-	5.03	5.03	5.02	-	5.64	5.64	5.64	-
	Amps	12.46	12.44	12.41	-	14.23	14.22	14.19	-	16.22	16.20	16.17	-	18.36	18.35	18.32	-	20.76	20.75	20.72	-	23.57	23.56	23.53	-
	Hi PR	264	265	267	-	305	307	308	-	349	350	352	-	396	397	399	-	447	448	450	-	501	502	504	-
	Lo PR	126	127	131	-	133	135	138	-	140	142	145	-	146	147	151	-	151	153	156	-	158	160	163	-
<b>70</b>	MBh	49.0	49.6	51.1	-	48.5	49.2	50.7	-	47.3	47.9	49.4	-	45.1	45.8	47.2	-	42.4	43.1	44.6	-	40.0	40.7	42.1	-
	S/T	0.66	0.58	0.45	-	0.67	0.59	0.46	-	0.69	0.62	0.48	-	1.00	0.64	0.50	-	1.00	0.66	0.52	-	1.00	0.71	0.57	-
	ΔT	12.60	11.37	9.06	-	12.57	11.34	9.03	-	12.74	11.51	9.20	-	12.56	11.32	9.02	-	12.39	11.16	8.85	-	13.17	11.93	9.63	-
	kW	3.24	3.23	3.23	-	3.62	3.62	3.61	-	4.06	4.05	4.05	-	4.53	4.52	4.52	-	5.05	5.05	5.04	-	5.66	5.66	5.66	-
	Amps	12.55	12.53	12.50	-	14.33	14.31	14.28	-	16.31	16.29	16.26	-	18.45	18.44	18.41	-	20.85	20.84	20.81	-	23.67	23.65	23.62	-
	Hi PR	266	267	269	-	308	309	311	-	351	352	354	-	398	399	401	-	449	450	452	-	503	504	506	-
	Lo PR	128	129	132	-	135	137	140	-	142	144	147	-	148	149	152	-	153	155	158	-	160	162	165	-
<b>1800</b>	MBh	49.7	50.4	51.8	-	49.3	50.0	51.4	-	48.0	48.7	50.2	-	45.9	46.5	48.0	-	43.2	43.9	45.3	-	40.8	41.5	42.9	-
	S/T	0.69	0.62	0.48	-	0.70	0.62	0.49	-	1.00	0.65	0.52	-	1.00	0.67	0.53	-	1.00	0.69	0.56	-	1.00	1.00	0.61	-
	ΔT	11.98	10.74	8.44	-	11.94	10.71	8.40	-	12.12	10.88	8.58	-	11.93	10.69	8.39	-	11.76	10.53	8.22	-	12.54	11.30	9.00	-
	kW	3.25	3.25	3.24	-	3.64	3.64	3.63	-	4.07	4.07	4.06	-	4.54	4.54	4.53	-	5.07	5.06	5.06	-	5.68	5.68	5.67	-
	Amps	12.63	12.61	12.58	-	14.40	14.39	14.36	-	16.39	16.37	16.34	-	18.53	18.52	18.49	-	20.93	20.92	20.89	-	23.74	23.73	23.70	-
	Hi PR	268	269	271	-	310	311	313	-	353	355	356	-	400	402	403	-	451	452	454	-	505	506	508	-
	Lo PR	130	131	134	-	137	139	142	-	144	146	149	-	150	151	154	-	155	157	160	-	162	164	167	-

<b>1400</b>	MBh	48.4	49.0	50.5	52.7	47.9	48.6	50.0	52.3	46.7	47.3	48.8	51.0	44.5	45.2	46.6	48.8	41.8	42.5	44.0	46.2	39.4	40.1	41.5	43.7
	S/T	0.73	0.65	0.52	0.4	1.00	0.66	0.53	0.4	1.00	0.68	0.55	0.4	1.00	0.70	0.57	0.4	1.00	0.73	0.59	0.4	1.00	1.00	0.64	0.5
	ΔT	16.06	14.83	12.52	10.1	16.03	14.80	12.49	10.1	16.20	14.97	12.66	10.3	16.02	14.78	12.48	10.1	15.85	14.62	12.31	9.9	16.63	15.39	13.09	10.7
	kW	3.21	3.21	3.20	3.2	3.60	3.60	3.59	3.6	4.03	4.03	4.03	4.1	4.50	4.50	4.49	4.5	5.03	5.02	5.02	5.0	5.64	5.64	5.63	5.7
	Amps	12.44	12.43	12.40	12.5	14.22	14.21	14.18	14.3	16.20	16.19	16.16	16.3	18.35	18.34	18.31	18.4	20.75	20.73	20.70	20.8	23.56	23.55	23.52	23.7
	Hi PR	264	265	267	271.6	306	307	309	313.2	349	350	352	356.8	396	397	399	403.8	447	448	450	454.4	501	502	504	508.4
	Lo PR	126	127	131	135.9	133	135	138	143.6	140	142	145	150.3	146	147	151	155.9	151	153	156	161.5	158	160	163	168.4
<b>75</b>	MBh	49.0	49.7	51.1	53.3	48.6	49.2	50.7	52.9	47.3	48.0	49.4	51.6	45.1	45.8	47.2	49.5	42.5	43.2	44.6	46.8	40.0	40.7	42.2	44.4
	S/T	0.79	0.71	0.58	0.4	1.00	0.72	0.58	0.4	1.00	0.74	0.61	0.5	1.00	0.76	0.63	0.5	1.00	1.00	0.65	0.5	1.00	1.00	0.70	0.6
	ΔT	15.32	14.08	11.78	9.4	15.28	14.05	11.74	9.4	15.46	14.22	11.92	9.5	15.27	14.04	11.73	9.3	15.11	13.87	11.57	9.2	15.88	14.64	12.34	10.0
	kW	3.23	3.23	3.22	3.3	3.62	3.62	3.61	3.6	4.05	4.05	4.05	4.1	4.52	4.52	4.51	4.5	5.05	5.04	5.04	5.1	5.66	5.66	5.65	5.7
	Amps	12.54	12.52	12.49	12.6	14.31	14.30	14.27	14.4	16.30	16.28	16.25	16.4	18.44	18.43	18.40	18.5	20.84	20.83	20.80	20.9	23.65	23.64	23.61	23.7
	Hi PR	266	267	269	273.8	308	309	311	315.5	351	353	354	359.1	398	400	401	406.0	449	450	452	456.7	503	504	506	510.7
	Lo PR	128	129	132	137.8	135	137	140	145.4	142	144	147	152.1	148	149	152	157.8	153	155	158	163.3	160	162	165	170.3
<b>1800</b>	MBh	49.8	50.4	51.9	54.1	49.3	50.0	51.4	53.6	48.1	48.7	50.2	52.4	45.9	46.6	48.0	50.2	43.2	43.9	45.4	47.6	40.8	41.5	42.9	45.1
	S/T	0.82	0.75	0.61	0.5	1.00	0.75	0.62	0.5	1.00	0.78	0.64	0.5	1.00	0.80	0.66	0.5	1.00	1.00	0.68	0.5	1.00	1.00	0.74	0.6
	ΔT	14.69	13.46	11.15	8.8	14.66	13.42	11.12	8.7	14.83	13.60	11.29	8.9	14.64	13.41	11.10	8.7	14.48	13.24	10.94	8.6	15.25	14.02	11.71	9.3
	kW	3.25	3.25	3.24	3.3	3.64	3.64	3.63	3.7	4.07	4.07	4.06	4.1	4.54	4.54	4.53	4.6	5.06	5.06	5.05	5.1	5.68	5.68	5.67	5.7
	Amps	12.61	12.60	12.57	12.7	14.39	14.38	14.35	14.5	16.37	16.36	16.33	16.5	18.52	18.51	18.48	18.6	20.92	20.90	20.87	21.0	23.73	23.72	23.69	23.8
	Hi PR	268	270	271	276.0	310	311	313	317.6	354	355	357	361.3	401	402	404	408.2	451	452	454	458.8	505	506	508	512.9
	Lo PR	130	131	134	139.8	137	139	142	147.5	144	146	149	154.2	150	151	154	159.8	155	157	160	165.4	162	164	167	172.3

IDB: Entering Indoor Dry Bulb Temperature  
 High & low pressures are measured at the liquid & suction access fittings.  
 Shaded area reflects ACCA (TVA) conditions  
 kW = Total system power  
 Amps = outdoor unit amps (comp. + fans)

IDB	AIRFLOW	OUTDOOR AMBIENT TEMPERATURE												ENTERING INDOOR WET BULB TEMPERATURE											
		65°F				75°F				85°F				95°F				105°F				115°F			
		59	63	67	71	59	63	67	71	59	63	67	71	59	63	67	71	59	63	67	71	59	63	67	71
80	MBh	48.6	49.3	50.7	52.9	48.2	48.9	50.3	52.5	46.9	47.6	49.0	51.2	44.7	45.4	46.9	49.1	42.1	42.8	44.2	46.4	39.7	40.3	41.8	44.0
	S/T	1.00	0.78	0.64	0.5	1.00	0.78	0.65	0.5	1.00	0.81	0.67	0.5	1.00	1.00	0.69	0.6	1.00	1.00	0.72	0.6	1.00	1.00	0.77	0.6
	ΔT	18.80	17.56	15.26	12.9	18.76	17.53	15.22	12.8	18.94	17.70	15.40	13.0	18.75	17.52	15.21	12.8	18.59	17.35	15.05	12.7	19.36	18.12	15.82	13.4
	kW	3.22	3.21	3.21	3.2	3.60	3.60	3.59	3.6	4.04	4.03	4.03	4.1	4.51	4.50	4.50	4.5	5.03	5.03	5.02	5.0	5.64	5.64	5.63	5.7
	Amps	12.45	12.44	12.41	12.5	14.23	14.22	14.19	14.3	16.21	16.20	16.17	16.3	18.36	18.35	18.32	18.5	20.76	20.74	20.71	20.8	23.57	23.56	23.53	23.7
	Hi PR	264	266	267	272.1	306	307	309	313.7	350	351	353	357.3	397	398	400	404.3	447	448	450	454.9	501	502	504	508.9
	Lo PR	126	128	131	136.5	134	136	139	144.1	141	142	145	150.8	146	148	151	156.5	152	153	157	162.0	159	160	164	169.0
	MBh	49.2	49.9	51.4	53.6	48.8	49.5	50.9	53.1	47.5	48.2	49.7	51.9	45.4	46.1	47.5	49.7	42.7	43.4	44.8	47.1	40.3	41.0	42.4	44.6
	S/T	1.00	0.84	0.70	0.6	1.00	0.84	0.71	0.6	1.00	0.87	0.73	0.6	1.00	1.00	0.75	0.6	1.00	1.00	0.78	0.6	1.00	1.00	0.83	0.7
	ΔT	18.05	16.82	14.51	12.1	18.02	16.78	14.48	12.1	18.19	16.96	14.65	12.3	18.00	16.77	14.46	12.1	17.84	16.60	14.30	11.9	18.61	17.38	15.07	12.7
kW	3.24	3.23	3.23	3.3	3.62	3.62	3.61	3.6	4.06	4.05	4.05	4.1	4.53	4.52	4.52	4.5	5.05	5.05	5.04	5.1	5.66	5.66	5.65	5.7	
Amps	12.55	12.53	12.50	12.6	14.32	14.31	14.28	14.4	16.31	16.29	16.26	16.4	18.45	18.44	18.41	18.5	20.85	20.84	20.81	20.9	23.66	23.65	23.62	23.8	
Hi PR	267	268	270	274.3	308	310	311	316.0	352	353	355	359.6	399	400	402	406.5	450	451	453	457.1	504	505	507	511.2	
Lo PR	128	130	133	138.3	136	137	141	146.0	143	144	147	152.7	148	150	153	158.3	154	155	159	163.9	161	162	165	170.9	
MBh	50.0	50.7	52.1	54.3	49.6	50.3	51.7	53.9	48.3	49.0	50.4	52.6	46.1	46.8	48.3	50.5	43.5	44.2	45.6	47.8	41.1	41.7	43.2	45.4	
S/T	1.00	0.87	0.74	0.6	1.00	0.88	0.74	0.6	1.00	1.00	0.77	0.6	1.00	1.00	0.79	0.6	1.00	1.00	0.81	0.7	1.00	1.00	1.00	0.7	
ΔT	17.42	16.19	13.88	11.5	17.39	16.15	13.85	11.5	17.56	16.33	14.02	11.6	17.38	16.14	13.84	11.4	17.21	15.98	13.67	11.3	17.98	16.75	14.44	12.1	
kW	3.25	3.25	3.24	3.3	3.64	3.64	3.63	3.7	4.07	4.07	4.06	4.1	4.54	4.54	4.53	4.6	5.07	5.06	5.06	5.1	5.68	5.68	5.67	5.7	
Amps	12.62	12.61	12.58	12.7	14.40	14.39	14.36	14.5	16.38	16.37	16.34	16.5	18.53	18.52	18.49	18.6	20.93	20.91	20.88	21.0	23.74	23.73	23.70	23.8	
Hi PR	269	270	272	276.5	311	312	314	318.1	354	355	357	361.7	401	402	404	408.7	452	453	455	459.3	506	507	509	513.3	
Lo PR	130	132	135	140.4	138	139	143	148.0	145	146	149	154.7	150	152	155	160.4	156	157	161	165.9	163	164	168	172.9	

85	MBh	49.4	50.1	51.5	53.7	49.0	49.7	51.1	53.3	47.7	48.4	49.9	52.1	45.6	46.2	47.7	49.9	42.9	43.6	45.0	47.2	40.5	41.2	42.6	44.8
	S/T	1.00	0.88	0.74	0.6	1.00	1.00	0.75	0.6	1.00	1.00	0.77	0.6	1.00	1.00	0.79	0.7	1.00	1.00	1.00	0.7	1.00	1.00	1.00	0.7
	ΔT	21.22	19.99	17.68	15.3	21.19	19.95	17.65	15.3	21.36	20.13	17.82	15.4	21.17	19.94	17.63	15.2	21.01	19.77	17.47	15.1	21.78	20.55	18.24	15.9
	kW	3.22	3.22	3.21	3.2	3.61	3.61	3.60	3.6	4.04	4.04	4.03	4.1	4.51	4.51	4.50	4.5	5.04	5.03	5.03	5.1	5.65	5.65	5.64	5.7
	Amps	12.49	12.47	12.44	12.6	14.26	14.25	14.22	14.4	16.25	16.23	16.20	16.3	18.39	18.38	18.35	18.5	20.79	20.78	20.75	20.9	23.61	23.59	23.56	23.7
	Hi PR	266	267	269	273.3	307	309	310	315.0	351	352	354	358.6	398	399	401	405.5	449	450	452	456.1	503	504	506	510.2
	Lo PR	128	130	133	138.3	136	137	141	146.0	143	144	147	152.7	148	150	153	158.4	154	155	159	163.9	161	162	166	170.9
	MBh	50.1	50.7	52.2	54.4	49.6	50.3	51.7	54.0	48.4	49.0	50.5	52.7	46.2	46.9	48.3	50.5	43.5	44.2	45.7	47.9	41.1	41.8	43.2	45.4
	S/T	1.00	0.94	0.80	0.7	1.00	1.00	0.81	0.7	1.00	1.00	0.83	0.7	1.00	1.00	0.85	0.7	1.00	1.00	1.00	0.7	1.00	1.00	1.00	0.8
	ΔT	20.47	19.24	16.93	14.5	20.44	19.21	16.90	14.5	20.61	19.38	17.07	14.7	20.43	19.19	16.89	14.5	20.26	19.03	16.72	14.3	21.04	19.80	17.50	15.1
kW	3.24	3.24	3.23	3.3	3.63	3.63	3.62	3.7	4.06	4.06	4.05	4.1	4.53	4.53	4.52	4.6	5.06	5.05	5.05	5.1	5.67	5.67	5.66	5.7	
Amps	12.58	12.57	12.54	12.7	14.36	14.34	14.31	14.4	16.34	16.33	16.30	16.4	18.49	18.47	18.44	18.6	20.88	20.87	20.84	21.0	23.70	23.68	23.65	23.8	
Hi PR	268	269	271	275.6	310	311	313	317.2	353	354	356	360.8	400	401	403	407.8	451	452	454	458.4	505	506	508	512.4	
Lo PR	130	132	135	140.2	138	139	142	147.8	144	146	149	154.5	150	152	155	160.2	156	157	160	165.8	163	164	167	172.7	
MBh	50.8	51.5	52.9	55.1	50.4	51.1	52.5	54.7	49.1	49.8	51.2	53.5	47.0	47.6	49.1	51.3	44.3	45.0	46.4	48.6	41.9	42.6	44.0	46.2	
S/T	1.00	0.97	0.84	0.7	1.00	1.00	0.84	0.7	1.00	1.00	0.87	0.7	1.00	1.00	0.89	0.7	1.00	1.00	1.00	0.8	1.00	1.00	1.00	0.8	
ΔT	19.85	18.61	16.31	13.9	19.81	18.58	16.27	13.9	19.99	18.75	16.45	14.1	19.80	18.57	16.26	13.9	19.64	18.40	16.10	13.7	20.41	19.17	16.87	14.5	
kW	3.26	3.26	3.25	3.3	3.65	3.64	3.64	3.7	4.08	4.08	4.07	4.1	4.55	4.55	4.54	4.6	5.07	5.07	5.06	5.1	5.69	5.69	5.68	5.7	
Amps	12.66	12.64	12.61	12.7	14.43	14.42	14.39	14.5	16.42	16.40	16.37	16.5	18.56	18.55	18.52	18.7	20.96	20.95	20.92	21.1	23.77	23.76	23.73	23.9	
Hi PR	270	271	273	277.7	312	313	315	319.4	355	357	358	363.0	402	403	405	409.9	453	454	456	460.6	507	508	510	514.6	
Lo PR	132	134	137	142.2	140	141	145	149.9	146	148	151	156.6	152	154	157	162.3	158	159	162	167.8	165	166	169	174.8	

IDB: Entering Indoor Dry Bulb Temperature  
 High & low pressures are measured at the liquid & suction access fittings.  
 Shaded area reflects AHRI (TVA) conditions  
 kW = Total system power  
 Amps = outdoor unit amps (comp. + fans)

IDB	AIRFLOW	OUTDOOR AMBIENT TEMPERATURE												ENTERING INDOOR WET BULB TEMPERATURE											
		65°F				75°F				85°F				95°F				105°F				115°F			
		59	63	67	71	59	63	67	71	59	63	67	71	59	63	67	71	59	63	67	71	59	63	67	71
70	MBh	55.8	56.6	58.3	-	55.3	56.1	57.8	-	53.9	54.7	56.3	-	51.4	52.2	53.8	-	48.4	49.1	50.8	-	45.6	46.4	48.0	-
	S/T	0.64	0.56	0.43	-	0.64	0.57	0.43	-	0.67	0.59	0.46	-	1.00	0.61	0.48	-	1.00	0.63	0.50	-	1.00	0.68	0.55	-
	ΔT	18.91	17.10	13.73	-	18.86	17.06	13.68	-	19.12	17.31	13.93	-	18.85	17.04	13.66	-	18.60	16.80	13.42	-	19.74	17.93	14.55	-
	kW	3.72	3.71	3.71	-	4.16	4.15	4.15	-	4.65	4.65	4.64	-	5.18	5.18	5.17	-	5.78	5.78	5.77	-	6.48	6.47	6.47	-
	Amps	13.29	13.28	13.24	-	15.21	15.19	15.16	-	17.35	17.34	17.30	-	19.67	19.65	19.62	-	22.26	22.28	22.21	-	25.29	25.28	25.25	-
	Hi PR	283	284	286	-	327	328	330	-	373	375	377	-	423	425	427	-	477	479	481	-	535	536	538	-
	Lo PR	124	126	129	-	132	133	136	-	138	140	143	-	144	145	149	-	149	151	154	-	156	158	161	-
	MBh	56.2	57.0	58.6	-	55.7	56.5	58.1	-	54.2	55.0	56.7	-	51.7	52.5	54.2	-	48.7	49.5	51.1	-	45.9	46.7	48.4	-
	S/T	0.66	0.58	0.45	-	0.66	0.59	0.45	-	0.69	0.61	0.48	-	1.00	0.63	0.50	-	1.00	0.65	0.52	-	1.00	0.71	0.57	-
	ΔT	18.47	16.66	13.28	-	18.42	16.61	13.23	-	18.67	16.86	13.49	-	18.40	16.59	13.21	-	18.16	16.35	12.97	-	19.29	17.48	14.10	-
kW	3.73	3.72	3.72	-	4.17	4.16	4.16	-	4.66	4.66	4.65	-	5.19	5.19	5.18	-	5.79	5.78	5.78	-	6.49	6.48	6.48	-	
Amps	13.33	13.32	13.28	-	15.25	15.23	15.20	-	17.39	17.38	17.34	-	19.71	19.69	19.66	-	22.30	22.28	22.25	-	25.34	25.32	25.29	-	
Hi PR	284	285	287	-	328	329	331	-	374	376	378	-	424	426	428	-	478	480	482	-	536	537	539	-	
Lo PR	125	127	130	-	133	134	137	-	139	141	144	-	145	146	149	-	150	152	155	-	157	158	162	-	
2250	MBh	57.8	58.6	60.2	-	57.3	58.1	59.7	-	55.9	56.6	58.3	-	53.4	54.1	55.8	-	50.3	51.1	52.8	-	47.5	48.3	50.0	-
	S/T	0.70	0.63	0.49	-	0.71	0.63	0.50	-	0.73	0.66	0.52	-	1.00	0.68	0.54	-	1.00	0.70	0.56	-	1.00	0.75	0.62	-
	ΔT	16.94	15.14	11.76	-	16.90	15.09	11.71	-	17.15	15.34	11.96	-	16.88	15.07	11.69	-	16.64	14.83	11.45	-	17.77	15.96	12.58	-
	kW	3.76	3.75	3.75	-	4.20	4.20	4.19	-	4.69	4.69	4.68	-	5.22	5.22	5.21	-	5.82	5.82	5.81	-	6.52	6.52	6.51	-
	Amps	13.47	13.45	13.42	-	15.39	15.37	15.34	-	17.53	17.51	17.48	-	19.85	19.83	19.80	-	22.44	22.42	22.39	-	25.47	25.46	25.43	-
	Hi PR	288	289	291	-	332	333	335	-	378	380	382	-	428	430	432	-	482	484	486	-	540	541	543	-
	Lo PR	129	130	133	-	136	138	141	-	143	144	147	-	148	150	153	-	154	155	158	-	161	162	165	-
	MBh	55.9	56.7	58.3	60.8	55.4	56.2	57.8	60.4	53.9	54.7	56.4	58.9	51.4	52.2	53.9	56.4	48.4	49.2	50.8	53.4	45.6	46.4	48.1	50.6
	S/T	0.76	0.69	0.55	0.4	0.77	0.69	0.56	0.4	1.00	0.72	0.58	0.4	1.00	0.74	0.60	0.5	1.00	0.76	0.63	0.5	1.00	1.00	0.68	0.5
	ΔT	22.89	21.08	17.70	14.2	22.84	21.03	17.66	14.2	23.10	21.29	17.91	14.4	22.82	21.01	17.64	14.1	22.58	20.77	17.39	13.9	23.71	21.90	18.53	15.0
kW	3.71	3.71	3.70	3.7	4.16	4.15	4.14	4.2	4.65	4.64	4.64	4.7	5.18	5.18	5.17	5.2	5.78	5.77	5.77	5.8	6.47	6.47	6.46	6.5	
Amps	13.28	13.26	13.23	13.4	15.20	15.18	15.15	15.3	17.34	17.32	17.29	17.4	19.66	19.64	19.61	19.8	22.24	22.23	22.20	22.3	25.28	25.27	25.23	25.4	
Hi PR	283	284	286	290.9	327	328	330	335.2	374	375	377	381.7	424	425	427	431.8	478	479	481	485.7	535	536	538	543.3	
Lo PR	124	126	129	134.2	132	133	136	141.7	138	140	143	148.3	144	145	149	153.8	149	151	154	159.3	156	158	161	166.1	
75	MBh	56.2	57.0	58.6	61.2	55.7	56.5	58.2	60.7	54.3	55.0	56.7	59.2	51.8	52.6	54.2	56.7	48.7	49.5	51.2	53.7	45.9	46.7	48.4	50.9
	S/T	0.79	0.71	0.58	0.4	0.79	0.72	0.58	0.4	1.00	0.74	0.61	0.5	1.00	0.76	0.63	0.5	1.00	0.78	0.65	0.5	1.00	1.00	0.70	0.6
	ΔT	22.44	20.64	17.26	13.8	22.40	20.59	17.21	13.7	22.65	20.84	17.46	14.0	22.38	20.57	17.19	13.7	22.14	20.33	16.95	13.4	23.27	21.46	18.08	14.6
	kW	3.72	3.72	3.71	3.7	4.16	4.16	4.15	4.2	4.66	4.65	4.65	4.7	5.19	5.19	5.18	5.2	5.79	5.78	5.77	5.8	6.48	6.48	6.47	6.5
	Amps	13.32	13.30	13.27	13.4	15.24	15.22	15.19	15.3	17.38	17.36	17.33	17.5	19.70	19.68	19.65	19.8	22.29	22.27	22.24	22.4	25.32	25.31	25.27	25.4
	Hi PR	284	285	287	291.9	328	329	331	336.3	375	376	378	382.7	425	426	428	432.8	479	480	482	486.7	536	537	539	544.3
	Lo PR	125	127	130	135.0	133	134	137	142.5	139	141	144	149.1	145	146	149	154.6	150	152	155	160.1	157	159	162	166.9
	MBh	57.8	58.6	60.3	62.8	57.3	58.1	59.8	62.3	55.9	56.7	58.3	60.9	53.4	54.2	55.8	58.4	50.4	51.1	52.8	55.3	47.6	48.4	50.0	52.5
	S/T	0.83	0.75	0.62	0.5	1.00	0.76	0.63	0.5	1.00	0.78	0.65	0.5	1.00	0.80	0.67	0.5	1.00	1.00	0.69	0.6	1.00	1.00	0.74	0.6
	ΔT	20.92	19.11	15.74	12.2	20.87	19.06	15.69	12.2	21.13	19.32	15.94	12.4	20.85	19.05	15.67	12.2	20.61	18.80	15.43	11.9	21.75	19.94	16.56	13.1
kW	3.75	3.75	3.74	3.8	4.20	4.19	4.19	4.2	4.69	4.69	4.68	4.7	5.22	5.22	5.21	5.2	5.82	5.81	5.81	5.8	6.52	6.51	6.50	6.5	
Amps	13.46	13.44	13.41	13.6	15.37	15.36	15.33	15.5	17.52	17.50	17.47	17.6	19.83	19.82	19.79	19.9	22.42	22.41	22.38	22.5	25.46	25.45	25.41	25.6	
Hi PR	288	289	291	295.9	332	333	335	340.3	379	380	382	386.8	429	430	432	436.8	483	484	486	490.8	540	541	543	548.4	
Lo PR	129	130	133	138.7	136	138	141	146.2	143	144	147	152.7	148	150	153	158.3	154	155	158	163.7	161	162	165	170.5	

IDB: Entering Indoor Dry Bulb Temperature  
 High & low pressures are measured at the liquid & suction access fittings.  
 Shaded area reflects ACCA (TVA) conditions  
 kW = Total system power  
 Amps = outdoor unit amps (comp. + fans)



IDB	AIRFLOW	OUTDOOR AMBIENT TEMPERATURE												ENTERING INDOOR WET BULB TEMPERATURE											
		65°F				75°F				85°F				95°F				105°F				115°F			
		59	63	67	71	59	63	67	71	59	63	67	71	59	63	67	71	59	63	67	71	59	63	67	71
80	Mbh	56.2	56.9	58.6	61.1	55.7	56.5	58.1	60.6	54.2	55.0	56.7	59.2	51.7	52.5	54.2	56.7	48.7	49.5	51.1	53.7	45.9	46.7	48.3	50.9
	S/T	1.00	0.81	0.68	0.5	1.00	0.82	0.68	0.5	1.00	0.84	0.71	0.6	1.00	1.00	0.73	0.6	1.00	1.00	0.75	0.6	1.00	1.00	0.80	0.7
	ΔT	26.90	25.09	21.71	18.2	26.85	25.04	21.66	18.2	27.10	25.29	21.91	18.4	26.83	25.02	21.64	18.1	26.59	24.78	21.40	17.9	27.72	25.91	22.53	19.0
	kW	3.72	3.71	3.71	3.7	4.16	4.15	4.15	4.2	4.65	4.65	4.64	4.7	5.18	5.18	5.17	5.2	5.78	5.78	5.77	5.8	6.48	6.47	6.47	6.5
	Amps	13.29	13.27	13.24	13.4	15.21	15.19	15.16	15.3	17.35	17.33	17.30	17.4	19.67	19.65	19.62	19.8	22.25	22.24	22.21	22.4	25.29	25.28	25.24	25.4
	Hi PR	283	285	286	291.4	328	329	331	335.8	374	375	377	382.2	424	425	427	432.3	478	479	481	486.2	536	537	539	543.8
	Lo PR	125	126	130	134.8	132	134	137	142.3	139	140	144	148.8	144	146	149	154.4	150	151	155	159.8	157	158	161	166.6
	Mbh	56.5	57.3	58.9	61.5	56.0	56.8	58.4	61.0	54.6	55.3	57.0	59.5	52.1	52.8	54.5	57.0	49.0	49.8	51.5	54.0	46.2	47.0	48.7	51.2
	S/T	1.00	0.83	0.70	0.6	1.00	0.84	0.71	0.6	1.00	0.86	0.73	0.6	1.00	1.00	0.75	0.6	1.00	1.00	0.77	0.6	1.00	1.00	0.82	0.7
	ΔT	26.45	24.64	21.26	17.8	26.40	24.59	21.21	17.7	26.65	24.85	21.47	18.0	26.38	24.57	21.19	17.7	26.14	24.33	20.95	17.5	27.27	25.46	22.09	18.6
kW	3.73	3.72	3.71	3.7	4.17	4.16	4.16	4.2	4.66	4.66	4.65	4.7	5.19	5.19	5.18	5.2	5.79	5.78	5.78	5.8	6.49	6.48	6.48	6.5	
Amps	13.33	13.31	13.28	13.4	15.25	15.23	15.20	15.3	17.39	17.37	17.34	17.5	19.71	19.69	19.66	19.8	22.30	22.28	22.25	22.4	25.33	25.32	25.29	25.4	
Hi PR	284	286	288	292.4	329	330	332	336.8	375	376	378	383.3	425	426	428	433.3	479	480	482	487.3	537	538	540	544.8	
Lo PR	126	127	130	135.6	133	135	138	143.1	140	141	144	149.6	145	147	150	155.2	151	152	155	160.6	158	159	162	167.4	
Mbh	58.1	58.9	60.6	63.1	57.6	58.4	60.1	62.6	56.2	57.0	58.6	61.1	53.7	54.5	56.1	58.7	50.6	51.4	53.1	55.6	47.9	48.6	50.3	52.8	
S/T	1.00	0.88	0.74	0.6	1.00	0.88	0.75	0.6	1.00	0.91	0.77	0.6	1.00	1.00	0.79	0.7	1.00	1.00	0.82	0.7	1.00	1.00	0.87	0.7	
ΔT	24.93	23.12	19.74	16.2	24.88	23.07	19.69	16.2	25.13	23.32	19.94	16.4	24.86	23.05	19.67	16.2	24.62	22.81	19.43	15.9	25.75	23.94	20.56	17.1	
kW	3.76	3.75	3.75	3.8	4.20	4.20	4.19	4.2	4.69	4.69	4.68	4.7	5.22	5.22	5.21	5.2	5.82	5.82	5.81	5.8	6.52	6.51	6.51	6.5	
Amps	13.47	13.45	13.42	13.6	15.38	15.37	15.34	15.5	17.53	17.51	17.48	17.6	19.84	19.83	19.80	19.9	22.43	22.42	22.39	22.5	25.47	25.46	25.42	25.6	
Hi PR	288	290	292	296.4	333	334	336	340.8	379	380	382	387.3	429	430	432	437.3	483	484	486	491.3	541	542	544	548.9	
Lo PR	129	131	134	139.2	137	138	141	146.7	143	145	148	153.3	149	150	154	158.8	154	156	159	164.3	161	163	166	171.1	

85	Mbh	57.1	57.9	59.5	62.1	56.6	57.4	59.0	61.6	55.2	55.9	57.6	60.1	52.7	53.4	55.1	57.6	49.6	50.4	52.1	54.6	46.8	47.6	49.3	51.8
	S/T	1.00	0.91	0.78	0.6	1.00	1.00	0.78	0.6	1.00	1.00	0.83	0.7	1.00	1.00	0.83	0.7	1.00	1.00	0.85	0.7	1.00	1.00	1.00	0.8
	ΔT	30.45	28.64	25.26	21.8	30.40	28.59	25.21	21.7	30.65	28.84	25.47	22.0	30.38	28.57	25.19	21.7	30.14	28.33	24.95	21.5	31.27	29.46	26.08	22.6
	kW	3.72	3.72	3.71	3.7	4.17	4.16	4.15	4.2	4.66	4.65	4.65	4.7	5.19	5.19	5.18	5.2	5.79	5.78	5.78	5.8	6.49	6.48	6.47	6.5
	Amps	13.32	13.31	13.28	13.4	15.24	15.23	15.20	15.3	17.38	17.37	17.34	17.5	19.70	19.69	19.65	19.8	22.29	22.28	22.24	22.4	25.33	25.31	25.28	25.4
	Hi PR	285	286	288	292.7	329	330	332	337.1	375	377	379	383.6	426	427	429	433.6	479	481	483	487.6	537	538	540	545.2
	Lo PR	127	128	131	136.6	134	136	139	144.1	141	142	145	150.7	146	148	151	156.2	152	153	156	161.7	159	160	163	168.5
	Mbh	57.4	58.2	59.9	62.4	56.9	57.7	59.4	61.9	55.5	56.3	57.9	60.5	53.0	53.8	55.4	58.0	50.0	50.7	52.4	54.9	47.2	48.0	49.6	52.1
	S/T	1.00	0.93	0.80	0.7	1.00	1.00	0.81	0.7	1.00	1.00	0.83	0.7	1.00	1.00	0.85	0.7	1.00	1.00	0.87	0.7	1.00	1.00	1.00	0.8
	ΔT	30.00	28.19	24.81	21.3	29.95	28.14	24.76	21.3	30.21	28.40	25.02	21.5	29.93	28.12	24.75	21.2	29.69	27.88	24.50	21.0	30.82	29.01	25.64	22.1
kW	3.73	3.73	3.72	3.8	4.18	4.17	4.16	4.2	4.67	4.66	4.66	4.7	5.20	5.20	5.19	5.2	5.80	5.79	5.79	5.8	6.50	6.49	6.48	6.5	
Amps	13.37	13.35	13.32	13.5	15.28	15.27	15.24	15.4	17.43	17.41	17.38	17.5	19.74	19.73	19.69	19.8	22.33	22.32	22.28	22.4	25.37	25.35	25.32	25.5	
Hi PR	286	287	289	293.7	330	331	333	338.1	376	378	380	384.6	427	428	430	434.6	480	482	484	488.6	538	539	541	546.2	
Lo PR	127	129	132	137.4	135	137	140	144.9	142	143	146	151.5	147	149	152	157.0	153	154	157	162.5	159	161	164	169.3	
Mbh	59.1	59.8	61.5	64.0	58.6	59.3	61.0	63.5	57.1	57.9	59.5	62.1	54.6	55.4	57.1	59.6	51.6	52.4	54.0	56.5	48.8	49.6	51.2	53.8	
S/T	1.00	0.98	0.84	0.7	1.00	1.00	0.85	0.7	1.00	1.00	0.87	0.7	1.00	1.00	0.89	0.8	1.00	1.00	0.91	0.8	1.00	1.00	1.00	0.8	
ΔT	28.48	26.67	23.29	19.8	28.43	26.62	23.24	19.7	28.68	26.87	23.50	20.0	28.41	26.60	23.22	19.7	28.17	26.36	22.98	19.5	29.30	27.49	24.11	20.6	
kW	3.77	3.76	3.75	3.8	4.21	4.20	4.20	4.2	4.70	4.70	4.69	4.7	5.23	5.23	5.22	5.3	5.83	5.82	5.82	5.9	6.53	6.52	6.52	6.5	
Amps	13.50	13.49	13.46	13.6	15.42	15.41	15.37	15.5	17.56	17.55	17.52	17.7	19.88	19.87	19.83	20.0	22.47	22.45	22.42	22.6	25.51	25.49	25.46	25.6	
Hi PR	290	291	293	297.8	334	335	337	342.1	381	382	384	388.6	431	432	434	438.7	485	486	488	492.6	542	543	545	550.2	
Lo PR	131	133	136	141.0	139	140	143	148.5	145	147	150	155.1	151	152	155	160.7	156	158	161	166.1	163	165	168	172.9	

IDB: Entering Indoor Dry Bulb Temperature  
 High & low pressures are measured at the liquid & suction access fittings.  
 Shaded area reflects AHRI (TVA) conditions  
 kW = Total system power  
 Amps = outdoor unit amps (comp. + fans)



IDB	AIRFLOW	OUTDOOR AMBIENT TEMPERATURE												ENTERING INDOOR WET BULB TEMPERATURE											
		65°F				75°F				85°F				95°F				105°F				115°F			
		59	63	67	71	59	63	67	71	59	63	67	71	59	63	67	71	59	63	67	71	59	63	67	71
70	MBh	40.2	40.7	41.9	-	39.8	40.4	41.5	-	38.8	39.3	40.5	-	37.0	37.5	38.7	-	34.8	35.3	36.5	-	32.8	33.3	34.5	-
	S/T	0.65	0.58	0.44	-	0.66	0.58	0.44	-	0.68	0.61	0.47	-	1.00	0.63	0.49	-	1.00	0.65	0.51	-	1.00	0.70	0.56	-
	ΔT	18.25	16.51	13.25	-	18.20	16.46	13.20	-	18.45	16.70	13.44	-	18.19	16.44	13.18	-	17.95	16.21	12.95	-	19.05	17.30	14.04	-
	kW	2.34	2.34	2.33	-	2.62	2.61	2.61	-	2.93	2.92	2.92	-	3.26	3.26	3.25	-	3.64	3.63	3.63	-	4.07	4.07	4.07	-
	Amps	8.36	8.35	8.33	-	9.57	9.56	9.54	-	10.91	10.90	10.88	-	12.37	12.36	12.34	-	14.00	13.99	13.97	-	15.91	15.90	15.88	-
	Hi PR	270	271	273	-	313	314	316	-	357	358	360	-	405	406	408	-	456	458	459	-	511	513	514	-
	Lo PR	128	129	133	-	135	137	140	-	142	144	147	-	148	149	153	-	154	155	158	-	161	162	165	-
	MBh	40.4	41.0	42.1	-	40.0	40.6	41.8	-	39.0	39.6	40.7	-	37.2	37.8	39.0	-	35.0	35.6	36.8	-	33.0	33.6	34.8	-
	S/T	0.68	0.60	0.46	-	0.68	0.60	0.47	-	0.71	0.63	0.49	-	1.00	0.65	0.51	-	1.00	0.67	0.53	-	1.00	0.72	0.59	-
	ΔT	17.82	16.08	12.82	-	17.77	16.03	12.77	-	18.02	16.27	13.01	-	17.76	16.01	12.75	-	17.52	15.78	12.52	-	18.62	16.87	13.61	-
kW	2.34	2.34	2.34	-	2.62	2.62	2.61	-	2.93	2.93	2.92	-	3.27	3.26	3.26	-	3.64	3.64	3.63	-	4.08	4.08	4.07	-	
Amps	8.39	8.38	8.35	-	9.59	9.58	9.56	-	10.94	10.93	10.91	-	12.40	12.39	12.37	-	14.03	14.02	14.00	-	15.94	15.93	15.91	-	
Hi PR	271	272	274	-	313	315	317	-	358	359	361	-	406	407	409	-	457	459	460	-	512	514	515	-	
Lo PR	129	130	133	-	136	138	141	-	143	145	148	-	149	150	154	-	154	156	159	-	161	163	166	-	
MBh	41.6	42.1	43.3	-	41.2	41.8	43.0	-	40.2	40.7	41.9	-	38.4	38.9	40.1	-	36.2	36.7	37.9	-	34.2	34.7	35.9	-	
S/T	0.72	0.64	0.51	-	0.73	0.65	0.51	-	1.00	0.68	0.54	-	1.00	0.69	0.56	-	1.00	0.72	0.58	-	1.00	1.00	0.63	-	
ΔT	16.35	14.61	11.35	-	16.30	14.56	11.30	-	16.55	14.80	11.54	-	16.29	14.54	11.28	-	16.05	14.31	11.05	-	17.15	15.40	12.14	-	
kW	2.36	2.36	2.36	-	2.64	2.64	2.63	-	2.95	2.95	2.94	-	3.29	3.28	3.28	-	3.66	3.66	3.65	-	4.10	4.10	4.09	-	
Amps	8.47	8.46	8.44	-	9.68	9.67	9.65	-	11.03	11.02	11.00	-	12.48	12.47	12.45	-	14.11	14.10	14.08	-	16.02	16.01	15.99	-	
Hi PR	275	276	278	-	317	319	320	-	362	363	365	-	410	411	413	-	461	462	464	-	516	517	519	-	
Lo PR	132	134	137	-	140	142	145	-	147	148	152	-	152	154	157	-	158	160	163	-	165	167	170	-	

75	MBh	40.2	40.7	41.9	43.7	39.8	40.4	41.6	43.4	38.8	39.3	40.5	42.4	37.0	37.5	38.7	40.6	34.8	35.4	36.6	38.4	32.8	33.4	34.6	36.4
	S/T	0.78	0.71	0.57	0.4	1.00	0.71	0.58	0.4	1.00	0.74	0.60	0.5	1.00	0.76	0.62	0.5	1.00	1.00	0.64	0.5	1.00	1.00	0.70	0.6
	ΔT	22.09	20.34	17.08	13.7	22.04	20.30	17.04	13.7	22.29	20.54	17.28	13.9	22.02	20.28	17.02	13.6	21.79	20.05	16.79	13.4	22.88	21.14	17.88	14.5
	kW	2.34	2.33	2.33	2.4	2.61	2.61	2.61	2.6	2.92	2.92	2.92	2.9	3.26	3.26	3.25	3.3	3.63	3.63	3.63	3.6	4.07	4.07	4.07	4.1
	Amps	8.35	8.34	8.32	8.4	9.56	9.55	9.53	9.6	10.91	10.90	10.88	11.0	12.36	12.35	12.33	12.4	13.99	13.98	13.96	14.1	15.90	15.89	15.87	16.0
	Hi PR	270	271	273	278.1	313	314	316	320.5	357	358	360	364.9	405	406	408	412.8	457	458	460	464.4	512	513	515	519.4
	Lo PR	128	129	133	138.0	135	137	140	145.7	142	144	147	152.4	148	150	153	158.1	154	155	158	163.7	161	162	165	170.8
	MBh	40.4	41.0	42.2	44.0	40.1	40.6	41.8	43.6	39.0	39.6	40.8	42.6	37.2	37.8	39.0	40.8	35.0	35.6	36.8	38.6	33.0	33.6	34.8	36.6
	S/T	0.81	0.73	0.59	0.4	1.00	0.74	0.60	0.5	1.00	0.76	0.62	0.5	1.00	0.78	0.64	0.5	1.00	1.00	0.67	0.5	1.00	1.00	0.72	0.6
	ΔT	21.66	19.91	16.65	13.3	21.61	19.87	16.61	13.2	21.86	20.11	16.85	13.5	21.59	19.85	16.59	13.2	21.36	19.61	16.36	13.0	22.45	20.71	17.45	14.1
kW	2.34	2.34	2.33	2.4	2.62	2.62	2.61	2.6	2.93	2.93	2.92	2.9	3.26	3.26	3.26	3.3	3.64	3.64	3.63	3.7	4.08	4.08	4.07	4.1	
Amps	8.38	8.37	8.35	8.4	9.58	9.57	9.55	9.6	10.93	10.92	10.90	11.0	12.39	12.38	12.36	12.5	14.02	14.01	13.99	14.1	15.93	15.92	15.90	16.0	
Hi PR	271	272	274	279.0	314	315	317	321.5	358	359	361	365.9	406	407	409	413.7	458	459	461	465.3	513	514	516	520.4	
Lo PR	129	130	133	138.8	136	138	141	146.5	143	145	148	153.3	149	150	154	159.0	154	156	159	164.6	161	163	166	171.6	
MBh	41.6	42.1	43.3	45.2	41.2	41.8	43.0	44.8	40.2	40.7	41.9	43.8	38.4	39.0	40.1	42.0	36.2	36.8	38.0	39.8	34.2	34.8	36.0	37.8	
S/T	0.85	0.77	0.64	0.5	1.00	0.78	0.64	0.5	1.00	0.81	0.67	0.5	1.00	0.83	0.69	0.5	1.00	1.00	0.71	0.6	1.00	1.00	0.76	0.6	
ΔT	20.19	18.44	15.18	11.8	20.14	18.40	15.14	11.8	20.39	18.64	15.38	12.0	20.12	18.38	15.12	11.7	19.89	18.15	14.89	11.5	20.98	19.24	15.98	12.6	
kW	2.36	2.36	2.35	2.4	2.64	2.64	2.63	2.7	2.95	2.95	2.94	3.0	3.28	3.28	3.28	3.3	3.66	3.66	3.65	3.7	4.10	4.10	4.09	4.1	
Amps	8.46	8.45	8.43	8.5	9.67	9.66	9.64	9.7	11.02	11.01	10.99	11.1	12.48	12.47	12.45	12.5	14.10	14.09	14.07	14.2	16.01	16.01	15.98	16.1	
Hi PR	275	276	278	282.9	318	319	321	325.3	362	363	365	369.8	410	411	413	417.6	461	463	465	469.2	516	518	520	524.2	
Lo PR	132	134	137	142.5	140	142	145	150.2	147	148	152	157.0	153	154	157	162.7	158	160	163	168.3	165	167	170	175.3	

IDB: Entering Indoor Dry Bulb Temperature  
 High & low pressures are measured at the liquid & suction access fittings.  
 Shaded area reflects ACCA (TVA) conditions  
 kW = Total system power  
 Amps = outdoor unit amps (comp. + fans)

IDB	AIRFLOW	OUTDOOR AMBIENT TEMPERATURE												ENTERING INDOOR WET BULB TEMPERATURE											
		65°F				75°F				85°F				95°F				105°F				115°F			
		59	63	67	71	59	63	67	71	59	63	67	71	59	63	67	71	59	63	67	71	59	63	67	71
80	MBh	40.4	40.9	42.1	44.0	40.0	40.6	41.8	43.6	39.0	39.5	40.7	42.6	37.2	37.8	38.9	40.8	35.0	35.6	36.8	38.6	33.0	33.6	34.8	36.6
	S/T	1.00	0.83	0.70	0.6	1.00	0.84	0.70	0.6	1.00	0.87	0.73	0.6	1.00	1.00	0.75	0.6	1.00	1.00	0.77	0.6	1.00	1.00	0.82	0.7
	ΔT	25.95	24.21	20.95	17.6	25.91	24.16	20.90	17.5	26.15	24.41	21.15	17.8	25.89	24.14	20.88	17.5	25.66	23.91	20.65	17.3	26.75	25.00	21.74	18.4
	KW	2.34	2.34	2.33	2.4	2.62	2.61	2.61	2.6	2.92	2.92	2.92	2.9	3.26	3.26	3.25	3.3	3.63	3.63	3.63	3.6	4.07	4.07	4.07	4.1
	Amps	8.36	8.35	8.33	8.4	9.56	9.56	9.53	9.6	10.91	10.90	10.88	11.0	12.37	12.36	12.34	12.4	14.00	13.99	13.97	14.1	15.91	15.90	15.88	16.0
	Hi PR	271	272	274	278.6	313	314	316	321.0	358	359	361	365.4	406	407	409	413.3	457	458	460	464.8	512	513	515	519.9
	Lo PR	128	130	133	138.5	136	138	141	146.2	143	144	148	153.0	149	150	153	158.7	154	156	159	164.3	161	163	166	171.3
	MBh	40.6	41.2	42.4	44.2	40.3	40.8	42.0	43.8	39.2	39.8	41.0	42.8	37.4	38.0	39.2	41.0	35.2	35.8	37.0	38.8	33.2	33.8	35.0	36.8
	S/T	1.00	0.86	0.72	0.6	1.00	0.86	0.73	0.6	1.00	0.89	0.75	0.6	1.00	1.00	0.77	0.6	1.00	1.00	0.79	0.6	1.00	1.00	0.85	0.7
	ΔT	25.52	23.78	20.52	17.1	25.48	23.73	20.47	17.1	25.72	23.98	20.72	17.3	25.46	23.71	20.45	17.1	25.22	23.48	20.22	16.8	26.32	24.57	21.31	17.9
KW	2.34	2.34	2.34	2.4	2.62	2.62	2.61	2.6	2.93	2.93	2.92	2.9	3.27	3.26	3.26	3.3	3.64	3.64	3.63	3.7	4.08	4.08	4.07	4.1	
Amps	8.38	8.37	8.35	8.4	9.59	9.58	9.56	9.7	10.94	10.93	10.91	11.0	12.39	12.39	12.36	12.5	14.02	14.01	13.99	14.1	15.93	15.92	15.90	16.0	
Hi PR	272	273	275	279.5	314	315	317	322.0	359	360	362	366.4	406	408	410	414.2	458	459	461	465.8	513	514	516	520.9	
Lo PR	129	131	134	139.4	137	138	142	147.1	144	145	148	153.8	149	151	154	159.5	155	157	160	165.1	162	164	167	172.1	
MBh	41.8	42.4	43.5	45.4	41.4	42.0	43.2	45.0	40.4	41.0	42.1	44.0	38.6	39.2	40.4	42.2	36.4	37.0	38.2	40.0	34.4	35.0	36.2	38.0	
S/T	1.00	0.90	0.76	0.6	1.00	0.91	0.77	0.6	1.00	1.00	0.80	0.7	1.00	1.00	0.82	0.7	1.00	1.00	0.84	0.7	1.00	1.00	1.00	0.7	
ΔT	24.05	22.31	19.05	15.7	24.01	22.26	19.00	15.6	24.25	22.51	19.25	15.9	23.99	22.24	18.98	15.6	23.76	22.01	18.75	15.4	24.85	23.10	19.84	16.5	
KW	2.36	2.36	2.36	2.4	2.64	2.64	2.63	2.7	2.95	2.95	2.94	3.0	3.29	3.28	3.28	3.3	3.66	3.66	3.65	3.7	4.10	4.10	4.09	4.1	
Amps	8.47	8.46	8.44	8.5	9.68	9.67	9.65	9.7	11.02	11.01	10.99	11.1	12.48	12.47	12.45	12.5	14.11	14.10	14.08	14.2	16.02	16.01	15.99	16.1	
Hi PR	276	277	279	283.4	318	319	321	325.8	363	364	366	370.3	410	412	413	418.1	462	463	465	469.7	517	518	520	524.7	
Lo PR	133	134	138	143.1	141	142	145	150.8	147	149	152	157.6	153	155	158	163.3	159	160	163	168.9	166	167	170	175.9	

85	MBh	41.1	41.6	42.8	44.6	40.7	41.3	42.5	44.3	39.7	40.2	41.4	43.2	37.9	38.4	39.6	41.4	35.7	36.2	37.4	39.2	33.7	34.2	35.4	37.3
	S/T	1.00	0.94	0.80	0.7	1.00	1.00	0.81	0.7	1.00	1.00	0.83	0.7	1.00	1.00	0.85	0.7	1.00	1.00	1.00	0.7	1.00	1.00	1.00	0.8
	ΔT	29.38	27.64	24.38	21.0	29.33	27.59	24.33	21.0	29.58	27.83	24.57	21.2	29.32	27.57	24.31	20.9	29.08	27.34	24.08	20.7	30.18	28.43	25.17	21.8
	KW	2.34	2.34	2.34	2.4	2.62	2.62	2.61	2.6	2.93	2.93	2.92	2.9	3.27	3.26	3.26	3.3	3.64	3.64	3.63	3.7	4.08	4.08	4.07	4.1
	Amps	8.38	8.37	8.35	8.4	9.59	9.58	9.56	9.6	10.93	10.93	10.90	11.0	12.39	12.38	12.36	12.5	14.02	14.01	13.99	14.1	15.93	15.92	15.90	16.0
	Hi PR	272	273	275	279.8	315	316	318	322.2	359	360	362	366.7	407	408	410	414.5	458	460	461	466.1	513	515	516	521.2
	Lo PR	130	132	135	140.4	138	140	143	148.1	145	146	149	154.9	150	152	155	160.6	156	158	161	166.2	163	165	168	173.2
	MBh	41.3	41.9	43.0	44.9	40.9	41.5	42.7	44.5	39.9	40.5	41.6	43.5	38.1	38.7	39.9	41.7	35.9	36.5	37.7	39.5	33.9	34.5	35.7	37.5
	S/T	1.00	0.96	0.82	0.7	1.00	1.00	0.83	0.7	1.00	1.00	0.85	0.7	1.00	1.00	0.87	0.7	1.00	1.00	1.00	0.8	1.00	1.00	1.00	0.8
	ΔT	28.95	27.21	23.95	20.6	28.90	27.16	23.90	20.5	29.15	27.40	24.14	20.8	28.89	27.14	23.88	20.5	28.65	26.91	23.65	20.3	29.74	28.00	24.74	21.4
KW	2.35	2.35	2.34	2.4	2.63	2.62	2.62	2.6	2.94	2.93	2.93	3.0	3.27	3.27	3.26	3.3	3.65	3.64	3.64	3.7	4.09	4.08	4.08	4.1	
Amps	8.41	8.40	8.38	8.5	9.61	9.60	9.58	9.7	10.96	10.95	10.93	11.0	12.42	12.41	12.39	12.5	14.05	14.04	14.02	14.1	15.96	15.95	15.93	16.0	
Hi PR	273	274	276	280.8	315	317	319	323.2	360	361	363	367.7	408	409	411	415.5	459	461	462	467.1	514	516	517	522.1	
Lo PR	131	133	136	141.2	139	140	144	149.0	146	147	150	155.7	151	153	156	161.4	157	158	162	167.0	164	165	169	174.0	
MBh	42.5	43.0	44.2	46.0	42.1	42.7	43.9	45.7	41.1	41.6	42.8	44.6	39.3	39.8	41.0	42.8	37.1	37.6	38.8	40.7	35.1	35.6	36.8	38.7	
S/T	1.00	1.00	0.87	0.7	1.00	1.00	0.87	0.7	1.00	1.00	0.90	0.8	1.00	1.00	1.00	0.8	1.00	1.00	1.00	0.8	1.00	1.00	1.00	0.8	
ΔT	27.48	25.74	22.48	19.1	27.43	25.69	22.43	19.1	27.68	25.93	22.67	19.3	27.42	25.67	22.41	19.0	27.18	25.44	22.18	18.8	28.28	26.53	23.27	19.9	
KW	2.37	2.37	2.36	2.4	2.65	2.64	2.64	2.7	2.96	2.95	2.95	3.0	3.29	3.29	3.28	3.3	3.67	3.66	3.66	3.7	4.11	4.10	4.10	4.1	
Amps	8.49	8.48	8.46	8.6	9.70	9.69	9.67	9.8	11.05	11.04	11.02	11.1	12.50	12.50	12.47	12.6	14.13	14.12	14.10	14.2	16.04	16.03	16.01	16.1	
Hi PR	277	278	280	284.7	319	321	322	327.1	364	365	367	371.5	412	413	415	419.4	463	464	466	470.9	518	519	521	526.0	
Lo PR	135	136	140	145.0	143	144	147	152.7	149	151	154	159.5	155	157	160	165.2	161	162	165	170.8	168	169	172	177.8	

IDB: Entering Indoor Dry Bulb Temperature  
 High & low pressures are measured at the liquid & suction access fittings.  
 Shaded area reflects AHRI (TVA) conditions  
 KW = Total system power  
 Amps = outdoor unit amps (comp. + fans)

EXPANDED HEATING DATA

APHM32441\*

HIGH STAGE

	OUTDOOR AMBIENT TEMPERATURE																
	65	60	55	50	47	45	40	35	30	25	20	17	15	10	5	0	-5
MBh	29.64	27.72	25.84	23.99	22.80	21.92	19.69	17.64	15.96	14.72	13.79	13.30	12.67	11.08	9.50	7.92	6.33
T/R	31.46	29.71	27.96	26.21	25.16	24.19	21.74	19.47	17.61	16.24	15.22	14.68	13.98	12.23	10.48	8.74	6.99
KW	2.17	2.14	2.11	2.08	2.07	2.05	2.02	2.00	1.97	1.94	1.91	1.89	1.88	1.85	1.82	1.79	1.76
AMPS	8.1	8.0	7.9	7.7	7.6	7.6	7.5	7.3	7.2	7.1	7.0	6.9	6.8	6.7	6.6	6.5	6.3
COP	4.00	3.80	3.59	3.38	3.24	3.13	2.85	2.59	2.38	2.23	2.12	2.06	1.98	1.76	1.53	1.30	1.05
Hi PR	378	365	353	341	334	329	316	304	292	279	267	260	255	243	230	218	206
LO PR	132	124	116	108	103	99	91	83	75	66	58	53	50	42	34	25	17

APHM33041\*

HIGH STAGE

	OUTDOOR AMBIENT TEMPERATURE																
	65	60	55	50	47	45	40	35	30	25	20	17	15	10	5	0	-5
MBh	35.96	33.51	31.09	28.71	27.20	26.04	23.14	20.51	18.36	16.76	15.55	14.90	14.08	12.03	9.98	7.93	5.88
T/R	30.47	28.66	26.85	25.05	23.96	22.94	20.39	18.07	16.18	14.76	13.70	13.13	12.40	10.60	8.79	6.99	5.18
KW	2.48	2.45	2.41	2.38	2.35	2.34	2.30	2.27	2.23	2.20	2.16	2.14	2.12	2.09	2.05	2.02	1.98
AMPS	9.1	9.0	8.8	8.7	8.6	8.5	8.4	8.2	8.0	7.9	7.7	7.6	7.6	7.4	7.3	7.1	6.9
COP	4.24	4.01	3.78	3.54	3.39	3.26	2.94	2.65	2.41	2.24	2.11	2.04	1.94	1.69	1.43	1.15	0.87
Hi PR	360	348	337	325	318	313	302	290	278	266	255	248	243	231	220	208	196
LO PR	135	127	119	110	105	102	93	85	76	68	60	55	51	43	34	26	17

APHM33641\*

HIGH STAGE

	OUTDOOR AMBIENT TEMPERATURE																
	65	60	55	50	47	45	40	35	30	25	20	17	15	10	5	0	-5
MBh	44.18	41.21	38.30	35.43	33.60	32.21	28.73	25.55	22.96	21.03	19.58	18.80	17.81	15.35	12.88	10.41	7.95
T/R	32.40	30.52	28.64	26.76	25.63	24.57	21.91	19.49	17.51	16.04	14.93	14.34	13.59	11.70	9.82	7.94	6.06
KW	3.37	3.33	3.28	3.23	3.21	3.19	3.14	3.09	3.05	3.00	2.96	2.93	2.91	2.86	2.82	2.77	2.72
AMPS	12.7	12.5	12.3	12.1	12.0	11.9	11.7	11.5	11.3	11.1	10.9	10.8	10.7	10.5	10.3	10.1	9.9
COP	3.84	3.63	3.42	3.21	3.07	2.96	2.68	2.42	2.21	2.05	1.94	1.88	1.79	1.57	1.34	1.10	0.85
Hi PR	374	362	350	338	330	326	313	301	289	277	265	257	252	240	228	216	204
LO PR	132	124	116	108	103	99	91	83	75	66	58	53	50	42	34	25	17

APHM34241\*

HIGH STAGE

	OUTDOOR AMBIENT TEMPERATURE																
	65	60	55	50	47	45	40	35	30	25	20	17	15	10	5	0	-5
MBh	49.63	46.37	43.17	40.02	38.00	36.50	32.69	29.20	26.34	24.22	22.65	21.80	20.72	18.02	15.32	12.62	9.92
T/R	34.07	32.14	30.21	28.29	27.13	26.05	23.34	20.84	18.81	17.29	16.17	15.56	14.79	12.86	10.94	9.01	7.08
KW	3.50	3.46	3.41	3.37	3.34	3.32	3.27	3.23	3.18	3.13	3.09	3.06	3.04	2.99	2.95	2.90	2.85
AMPS	13.2	13.0	12.8	12.6	12.5	12.4	12.2	12.0	11.8	11.6	11.4	11.2	11.2	11.0	10.8	10.6	10.3
COP	4.15	3.93	3.71	3.48	3.34	3.22	2.93	2.65	2.43	2.27	2.15	2.09	2.00	1.76	1.52	1.28	1.02
Hi PR	373	361	349	337	329	324	312	300	288	276	264	257	252	240	227	215	203
LO PR	132	124	116	107	103	99	91	83	75	66	58	53	50	42	33	25	17

APHM34841\*

HIGH STAGE

	OUTDOOR AMBIENT TEMPERATURE																
	65	60	55	50	47	45	40	35	30	25	20	17	15	10	5	0	-5
MBh	59.82	55.95	52.14	48.40	46.00	44.23	39.72	35.57	32.18	29.66	27.80	26.80	25.52	22.32	19.12	15.92	12.72
T/R	41.07	38.78	36.50	34.21	32.84	31.57	28.36	25.39	22.97	21.18	19.85	19.13	18.22	15.93	13.65	11.36	9.08
KW	4.56	4.49	4.43	4.36	4.32	4.30	4.23	4.17	4.10	4.04	3.97	3.94	3.91	3.84	3.78	3.71	3.65
AMPS	17.8	17.5	17.2	16.9	16.7	16.6	16.3	16.1	15.8	15.5	15.2	15.1	14.9	14.7	14.4	14.1	13.8
COP	3.85	3.65	3.45	3.25	3.12	3.02	2.75	2.50	2.30	2.15	2.05	2.00	1.91	1.70	1.48	1.26	1.02
Hi PR	387	374	361	349	341	336	324	311	299	286	273	266	261	248	236	223	211
LO PR	130	122	114	106	101	98	90	82	73	65	57	52	49	41	33	25	17

APHM36041\*

HIGH STAGE

	OUTDOOR AMBIENT TEMPERATURE																
	65	60	55	50	47	45	40	35	30	25	20	17	15	10	5	0	-5
MBh	71.64	67.12	62.68	58.31	55.50	53.46	48.24	43.39	39.43	36.50	34.35	33.20	31.71	28.00	24.28	20.56	16.85
T/R	34.95	33.06	31.18	29.29	28.16	27.12	24.48	22.02	20.00	18.52	17.43	16.84	16.09	14.20	12.32	10.43	8.55
KW	5.17	5.09	5.00	4.91	4.86	4.82	4.73	4.64	4.55	4.47	4.38	4.32	4.29	4.20	4.11	4.02	3.94
AMPS	19.6	19.2	18.8	18.4	18.2	18.1	17.7	17.3	16.9	16.5	16.1	15.9	15.8	15.4	15.0	14.6	14.2
COP	4.06	3.87	3.68	3.48	3.35	3.25	2.99	2.74	2.54	2.40	2.30	2.25	2.17	1.95	1.73	1.50	1.25
Hi PR	407	394	381	367	360	354	341	328	314	301	288	280	275	261	248	235	222
LO PR	126	119	111	103	98	95	87	79	71	63	56	51	48	40	32	24	16

APHM36041\*

LOW STAGE

	OUTDOOR AMBIENT TEMPERATURE																
	65	60	55	50	47	45	40	35	30	25	20	17	15	10	5	0	-5
MBh	53.18	49.54	45.96	42.34	40.04	38.25	33.80	29.78	26.52	24.06	22.20	21.20	19.94	16.80	13.66	10.52	7.38
T/R	34.68	32.56	30.44	28.31	27.04	25.83	22.83	20.11	17.91	16.25	14.99	14.32	13.47	11.35	9.22	7.10	4.98
KW	3.16	3.06	2.96	2.86	2.81	2.77	2.67	2.57	2.47	2.37	2.27	2.21	2.17	2.07	1.97	1.87	1.77
AMPS	11.6	11.1	10.7	10.3	10.0	9.8	9.4	9.0	8.6	8.1	7.7	7.4	7.3	6.8	6.4	6.0	5.5
COP	4.93	4.74	4.54	4.33	4.18	4.05	3.72	3.40	3.15	2.98	2.87	2.81	2.69	2.38	2.03	1.65	1.22
Hi PR	395	382	369	356	348	343	330	318	305	292	279	271	266	253	241	228	215
LO PR	124	116	109	101	96	93	86	78	70	62	55	50	47	39	31	24	16

Calculations are based on nominal CFM and 70 °F indoor dry bulb.

Amps = Outdoor unit amps (comp.+fan)

Note: Shaded area is AHRI Rating Conditions at 47°F outdoor ambient temperature.

kW = Total system power

APHM32441\*

POSITION	MOTOR SPEED	VOLTS		STATIC							
				0.1	0.2	0.3	0.4	0.5	0.6	0.7	0.8
Horizontal Position	T1	230	CFM Watts	847 76	792 84	728 94	638 102	- -	- -	- -	- -
	T2/T3	230	CFM Watts	1114 138	1068 147	1017 155	964 164	901 173	829 181	751 188	667 194
	T4/T5	230	CFM Watts	1371 235	1316 243	1281 252	1240 261	1186 266	1133 275	1072 284	1000 293
Downshot Position	T1	230	CFM Watts	828 75	767 85	680 95	574 104	- -	- -	- -	- -
	T2/T3	230	CFM Watts	1085 136	1019 144	960 152	888 162	913 173	713 180	657 185	601 191
	T4/T5	230	CFM Watts	1355 244	1300 253	1254 260	1201 268	1147 276	1084 285	1007 294	899 303

APHM33041\*

POSITION	MOTOR SPEED	VOLTS		STATIC							
				0.1	0.2	0.3	0.4	0.5	0.6	0.7	0.8
Horizontal Position	T1	230	CFM Watts	877 84	821 92	758 99	974 110	596 118	531 125	481 130	- -
	T2/T3	230	CFM Watts	1347 228	1295 236	1243 245	1190 252	1134 259	1079 266	1010 275	938 283
	T4/T5	230	CFM Watts	1463 284	1419 294	1376 302	1329 309	1282 317	1235 325	1183 333	1126 340
Downshot Position	T1	230	CFM Watts	859 83	797 92	719 101	619 111	552 118	497 122	437 127	- -
	T2/T3	230	CFM Watts	1302 220	1257 228	1198 238	1148 246	1089 254	1023 263	936 273	844 282
	T4/T5	230	CFM Watts	1439 288	1396 297	1341 305	1294 313	1246 322	1185 330	1119 339	1047 347

APHM33641\*

POSITION	MOTOR SPEED	VOLTS		STATIC							
				0.1	0.2	0.3	0.4	0.5	0.6	0.7	0.8
Horizontal Position	T1	230	CFM Watts	850 76	795 85	726 93	640 103	559 110	- -	- -	- -
	T2/T3	230	CFM Watts	1438 271	1393 280	1354 291	1304 296	1258 305	1209 312	1154 320	1089 329
	T4/T5	230	CFM Watts	1604 396	1560 402	1507 408	1468 424	1415 426	1364 433	1321 444	1276 454
Downshot Position	T1	230	CFM Watts	825 77	762 87	686 97	577 105	523 111	- -	- -	- -
	T2/T3	230	CFM Watts	1436 281	1389 290	1338 298	1289 307	1241 315	1186 325	1122 334	1053 343
	T4/T5	230	CFM Watts	1595 382	1555 391	1506 399	1462 408	1415 418	1370 426	1319 435	1260 444

APHM34241\*

POSITION	MOTOR SPEED	VOLTS		STATIC							
				0.1	0.2	0.3	0.4	0.5	0.6	0.7	0.8
Horizontal Position	T1	230	CFM	1003	937	887	837	773	699	634	574
			Watts	100	106	116	129	142	154	162	171
	T2/T3	230	CFM	1534	1492	1453	1410	1372	1330	1287	1236
Downshot Position	T1	230	CFM	981	918	850	761	687	613	553	488
			Watts	100	113	126	138	153	161	171	179
	T2/T3	230	CFM	1490	1433	1371	1318	1260	1197	1121	1023
	T4/T5	230	Watts	258	273	285	297	309	323	335	347
	T4/T5	230	CFM	1786	1728	1678	1629	1577	1517	1453	1385

APHM34841\*

POSITION	MOTOR SPEED	VOLTS		STATIC							
				0.1	0.2	0.3	0.4	0.5	0.6	0.7	0.8
Horizontal Position	T1	230	CFM	1177	1123	1077	1031	972	-	-	-
			Watts	142	151	162	173	185	-	-	-
	T2/T3	230	CFM	1825	1785	1748	1713	1674	1610	1609	1544
Downshot Position	T1	230	CFM	1984	1947	1975	1864	1823	1781	1741	1694
			Watts	567	578	590	596	603	610	618	623
	T2/T3	230	CFM	1168	1101	1045	979	913	-	-	-
	T4/T5	230	Watts	144	155	168	182	197	-	-	-
T2/T3			230	CFM	1829	1771	1720	1670	1613	1556	1493
	T4/T5	230	Watts	440	452	465	478/	486	494	501	510
	T4/T5	230	CFM	2004	1949	1892	1837	1782	1728	1674	1616
			Watts	564	577	587	594	603	612	620	628

APHM36041\*

POSITION	MOTOR SPEED	VOLTS		STATIC							
				0.1	0.2	0.3	0.4	0.5	0.6	0.7	0.8
Horizontal Position	T1	230	CFM	1488	1448	1410	1371	1336	1293	1254	1204
			Watts	270	279	290	305	318	330	343	356
	T2/T3	230	CFM	2029	1991	1956	1920	1876	1829	1801	1766
Downshot Position	T1	230	CFM	2199	2161	2126	2090	2056	2018	1982	1949
			Watts	801	809	817	828	838	851	858	873
	T2/T3	230	CFM	1399	1361	1326	1289	1256	1215	1179	1132
	T4/T5	230	Watts	277	286	298	312	326	338	351	365
T2/T3			230	CFM	1907	1872	1839	1804	1763	1719	1692
	T4/T5	230	Watts	632	638	646	654	664	672	688	699
	T4/T5	230	CFM	2067	2031	1999	1964	1932	1897	1863	1832
			Watts	821	829	838	849	859	872	880	895

Notes:

1. Data shown is dry coil. Wet coil pressure drop is approximately 0.2" H<sub>2</sub>O, for three-row indoor coil; and 0.3" H<sub>2</sub>O, for four-row indoor coil.
2. Data shown does not include filter pressure drop, approx. 0.08" H<sub>2</sub>O.
3. Reduce airflow by 2% for 208V operation.
4. ALL MODELS SHOULD RUN NO LESS THAN 300 CFM/TON.
5. For high static applications, see blower performance table for selecting appropriate speed tap.

**HEAT KIT ELECTRICAL DATA (BLOWER ONLY, HEAT MODE)**

MODEL AND HEAT KIT USAGE	CIRCUIT #1		CIRCUIT #2		SINGLE-POINT KIT		ACTUAL @ 240V	
	MCA*	MOP**	MCA*	MOP**	MCA*	MOP**	KW	BTU/HR
APHM32441AA								
HKP-05C	24.7	25			45.8	45	4.75	16,200
HKR-08C	36.5	40			57.6	60	7	23,900
HKP-10C	49.5	50			70.6	70	9.5	32,400
APHM33041AA								
HKP-05C	24.7	25			47.4	50	4.75	16,200
HKR-08C	36.5	40			59.2	60	7	23,900
HKP-10C	49.5	50			72.2	80	9.5	32,400
HKP-15C	49.5	50	24.7	25	103.1	110	14.25	48,600
APHM33641AA								
HKP-05C	24.7	25			49	50	4.75	16,200
HKR-08C	36.5	40			60.8	60	7	23,900
HKP-10C	49.5	50			73.8	80	9.5	32,400
HKP-15C	49.5	50	24.7	25	104.7	110	14.25	48,600
APHM34241AA								
HKP-05C	24.7	25			53.9	60	4.75	16,200
HKR-08C	36.5	40			65.7	70	7	23,900
HKP-10C	49.5	50			78.7	80	9.5	32,400
HKP-15C	49.5	50	24.7	25	109.6	110	14.25	48,600
HKP-20C	49.5	50	49.5	50	140.6	150	19	64,800
APHM34841AA								
HKP-05C	24.7	25			56.5	60	4.75	16,200
HKR-08C	36.5	40			68.3	70	7	23,900
HKP-10C	49.5	50			81.3	90	9.5	32,400
HKP-15C	49.5	50	24.7	25	112.2	125	14.25	48,600
HKP-20C	49.5	50	49.5	50	143.2	150	19	64,800
APHM36041AA								
HKP-05C	24.7	25			62.1	70	4.75	16,200
HKR-08C	36.5	40			73.9	80	7	23,900
HKP-10C	49.5	50			86.9	90	9.5	32,400
HKP-15C	49.5	50	24.7	25	117.8	125	14.25	48,600
HKP-20C	49.5	50	49.5	50	148.8	150	19	64,800

\* - Minimum Circuit Ampacity

\*\* - Maximum Overload Protection

C Circuit breaker option



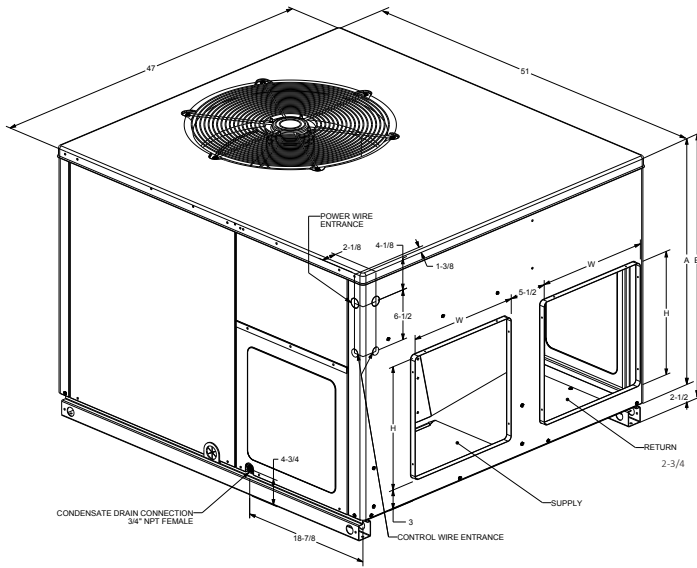
**HEAT KIT ELECTRICAL DATA (BLOWER ONLY, HEAT MODE)**

MODEL AND HEAT KIT USAGE	CIRCUIT #1		CIRCUIT #2		SINGLE-POINT KIT		ACTUAL @ 240V	
	MCA*	MOP**	MCA*	MOP**	MCA*	MOP**	KW	BTU/HR
APHM32441AB								
HKTPD051	24.7	25			45.8	45	4.75	16,200
HKTPD081	36.5	40			57.6	60	7	23,900
HKTPD101	49.5	50			70.6	70	9.5	32,400
APHM33041AB								
HKTPD051	24.7	25			47.4	50	4.75	16,200
HKTPD081	36.5	40			59.2	60	7	23,900
HKTPD101	49.5	50			72.2	80	9.5	32,400
HKTPD151	49.5	50	24.7	25	103.1	110	14.25	48,600
APHM33641AB								
HKTPD051	24.7	25			49	50	4.75	16,200
HKTPD081	36.5	40			60.8	60	7	23,900
HKTPD101	49.5	50			73.8	80	9.5	32,400
HKTPD151	49.5	50	24.7	25	104.7	110	14.25	48,600
APHM34241AB								
HKTPD051	24.7	25			53.9	60	4.75	16,200
HKTPD081	36.5	40			65.7	70	7	23,900
HKTPD101	49.5	50			78.7	80	9.5	32,400
HKTPD151	49.5	50	24.7	25	109.6	110	14.25	48,600
HKTPD201	49.5	50	49.5	50	140.6	150	19	64,800
APHM34841AB								
HKTPD051	24.7	25			56.5	60	4.75	16,200
HKTPD081	36.5	40			68.3	70	7	23,900
HKTPD101	49.5	50			81.3	90	9.5	32,400
HKTPD151	49.5	50	24.7	25	112.2	125	14.25	48,600
HKTPD201	49.5	50	49.5	50	143.2	150	19	64,800
APHM36041AB								
HKTPD051	24.7	25			62.1	70	4.75	16,200
HKTPD081	36.5	40			73.9	80	7	23,900
HKTPD101	49.5	50			86.9	90	9.5	32,400
HKTPD151	49.5	50	24.7	25	117.8	125	14.25	48,600
HKTPD201	49.5	50	49.5	50	148.8	150	19	64,800

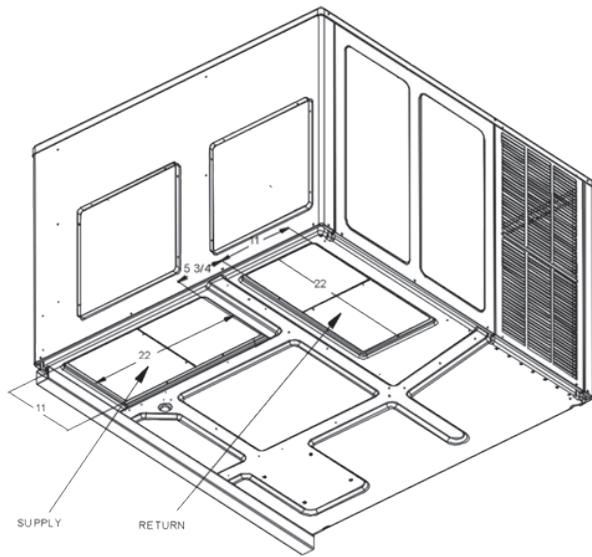
\* - Minimum Circuit Ampacity

\*\* - Maximum Overload Protection

# DIMENSIONS

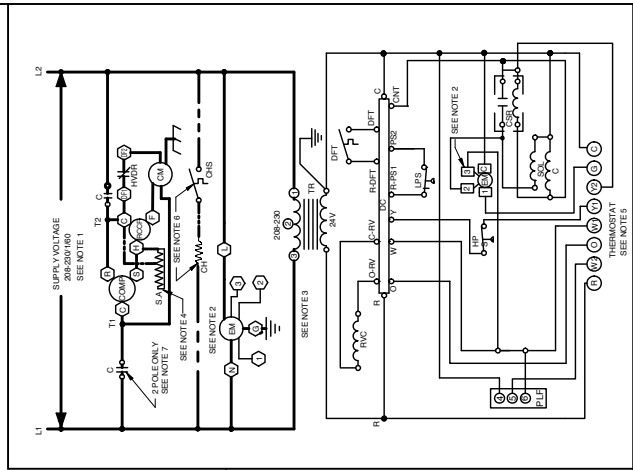
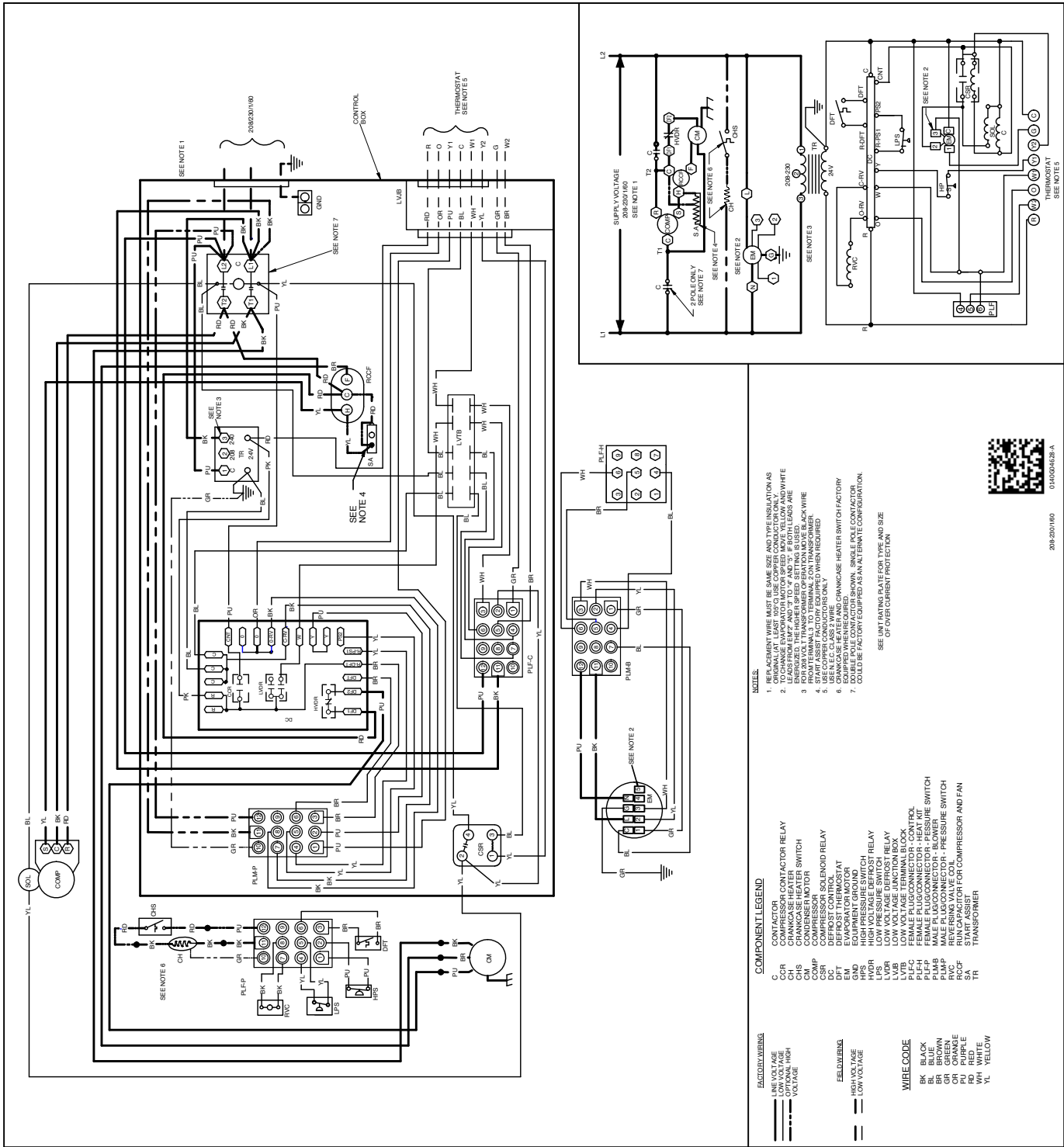


MODEL	UNIT DIMENSIONS (INCHES)				CHASSIS SIZE
			HEIGHT		
	W	D	A	B	
APHM32441**	47	51	32	34 3/4	Medium
APHM33041**	47	51	32	34 3/4	Medium
APHM33641**	47	51	32	34 3/4	Medium
APHM34241**	47	51	40	42 3/4	Large
APHM34841**	47	51	40	42 3/4	Large
APHM36041**	47	51	40	42 3/4	Large



MODEL	DUCT OPENINGS			
	SUPPLY		RETURN	
	W	H	W	H
APHM32441**	16	16	16	16
APHM33041**	16	16	16	16
APHM33641**	16	16	16	16
APHM34241**	16	18	16	18
APHM34841**	16	18	16	18
APHM36041**	16	18	16	18





- NOTES:**
1. REPLACEMENT WIRE MUST BE SAME SIZE AND TYPE INSULATION AS ORIGINAL.
  2. TO CHANGE EVAPORATOR MOTOR SPEED MOVE YELLOW AND WHITE WIRE TO THE CORRESPONDING SPEED SETTING IN THE SPEED ADJUSTER.
  3. FOR 208VOLT TRANSFORMER OPERATION MOVE BLACK WIRE TO THE CORRESPONDING SPEED SETTING IN THE SPEED ADJUSTER.
  4. START ASSIST FACTORY EQUIPPED WHEN REQUIRED.
  5. USE N.E.C. CLASS 2 WIRE.
  6. EMPTY WHEN REQUIRED.
  7. DOUBLE POLE CONTACTOR SHOWN. SINGLE POLE CONTACTOR IS ALSO AVAILABLE. SEE FACTORY EQUIPPED PARTS AND SERVICE CONNECTION.
- SEE UNIT RATING PLATE FOR TYPE AND SIZE OF OVERCURRENT PROTECTION.

**COMPONENT LEGEND**

C	CONTACTOR
CCR	COMPRESSOR CONTACTOR RELAY
CHS	CRANKCASE HEATER SWITCH
CM	CONDENSER MOTOR
COMP	COMPRESSOR
CCR	COMPRESSOR SOLENOID RELAY
DC	DEFROST CONTROL
EMT	EVAPORATOR MOTOR
ENT	EVAPORATOR MOTOR THERMOSTAT
GND	EQUIPMENT GROUND
HT	HEAT KIT
HVDR	HIGH VOLTAGE DEFROST RELAY
LPS	LOW PRESSURE SWITCH
LVR	LOW VOLTAGE RELAY
LVB	LOW VOLTAGE JUNCTION BOX
LVTB	LOW VOLTAGE TERMINAL BLOCK
PLF-H	FEMALE PLUG CONNECTOR - HEAT KIT
PLF-F	FEMALE PLUG CONNECTOR - PRESSURE SWITCH
PLM-F	MALE PLUG CONNECTOR - PRESSURE SWITCH
PLM-F	MALE PLUG CONNECTOR - PRESSURE SWITCH
RVC	REFRESHING VALVE COIL
RVC	REFRESHING VALVE COIL
SA	START ASSIST
TR	TRANSFORMER

**FACTORY WIRING**

---	HIGH VOLTAGE
---	LOW VOLTAGE
---	WIRE

**WIRE CODE**

BK	BLACK
BL	BLUE
BR	BROWN
OR	ORANGE
PU	PURPLE
RD	RED
WH	WHITE
YL	YELLOW



209-201160 014004829-A

**WARNING**

**High Voltage:** Disconnect all power before servicing or installing this unit. Multiple power sources may be present. Failure to do so may cause property damage, personal injury, or death.

Wiring is subject to change. Always refer to the wiring diagram or the unit for the most up-to-date wiring.

ACCESSORY DESCRIPTION	ITEM NUMBER	
	MEDIUM CHASSIS	LARGE CHASSIS
Concentric Kit	CDK36	CDK4872
Downflow Economizer	GPJMED102	GPJMED103
Downflow Internal Filter Rack	DDNIFRPCHMM	DDNIFRPCHML
Downflow Manual Damper	PGMDD101/102	PGMDD103
Downflow Motorized Damper	PGMDMD101/102	PGMDMD103
Downflow Square to Round	SQRPG101/102	SQRPG103
Economizer Wiring Harness (2-4 Ton)	0259G00215	0259G00215
Economizer Wiring Harness (5 Ton)	N/A	0259L00411
External Horizontal Filter Rack	DPHFRA	DPHFRA
Horizontal Duct Cover	20464501PDGK	20464502PDGK
Horizontal Economizer	DHZECNJPGCHM	DHZECNJPGCHL
Horizontal Manual Damper	PGMDH102	PGMDH103
Horizontal Motorized Damper	PGMDMH102	PGMDMH103
Horizontal Square to Round	SQRPGH101/102	SQRPGH103
Outdoor Thermostat Kit w/ Lockout Stat	OT18-60A	OT18-60A
Roof Curb	D14CRBPGCHMA	D14CRBPGCHMA

