



**Standard Efficiency Gas/Electric
Direct-Drive Packaged Rooftop Unit**

DFG Commercial

15-25 Ton DFG Light Commercial

15-20 TON - 10.8 EER/14 IEER

25 TON - 9.8 EER/13 IEER



* Complete warranty details available from your local distributor or manufacturer's representative or at www.daikincomfort.com or www.daikinac.com

A woman with blonde hair in a bun, wearing a beige suit, is looking down at a clipboard on a staircase. The background is a blurred staircase with metal railings.

Our Perfect Package:

Harnessing energy-efficient performance, proven technology, and enhanced comfort for life.

Since becoming the first company in Japan to manufacture packaged air conditioning systems, in 1951, Daikin has supported comfortable indoor living based on the strengths and technologies that have led to the growth of the company becoming one of the world's largest manufacturers of HVAC products, systems and refrigerants.

Today, as a comprehensive global manufacturer of HVAC products and systems, the Daikin brand is committed to being recognized as a truly global and excellent company capable of continually creating new value for its customers. The company plans to pursue sustainable growth and foster business operations that consistently harmonize with the goals of improving indoor comfort.


The group philosophy of the company includes:

- » Creating new value continuously for customers
- » Developing world leading energy-saving technology
- » Being a flexible and dynamic organization
- » Allowing employees to be the driving force for the success of the company
- » Fostering an atmosphere of best practices, boldness, and innovation
- » Thinking and acting globally



Contents

2	Introduction	2
4	Nomenclature	4
5	Features and Benefits	5
	Applications	8
	Serviceability	8
9	Product Specifications	9
	Coil Dimensions	15
	AHRI Ratings	15
	Sound Data	15
16	Expanded Cooling Data	16
22	Airflow Data	22
79	Electrical Data	79
81	Wiring Diagrams	81
91	Dimensional Data	91
92	Electrical Connections	92
	Unit Clearances	92
93	Installation	93
	Weights	94



Nomenclature

	D	F	G	036	3	D	045	C	A	A	X	X	X	X	X	X	X	X	A	*																																										
	1	2	3	4,5,6	7	8	9,10,11	12	13	14	15	16	17	18	19	20	21	22	23	24																																										
Brand	D Daikin																																																													
Configuration	F Standard Efficiency R High Efficiency																																																													
Application	C Cooling G Gas Heat H Heat Pump																																																													
Nominal Cooling Capacity	036 3 Tons 090 7½ Tons 180 15 Tons 048 4 Tons 102 8½ Tons 240 20 Tons 060 5 Tons 120 10 Tons 300 25 Tons 072 6 Tons 150 12½ tons																																																													
Voltage	1 208-230/1/60 4 460/3/60 3 208-230/3/60 7 575/3/60																																																													
Supply Fan/Drive Type/Motor	D Direct Drive - Standard Static L Direct Drive -Medium Static W Direct Drive - High Static																																																													
Nominal Heating Capacity	<table border="1"> <thead> <tr> <th>Gas/Electric</th> <th>A/C Factory-Installed Electric Heat</th> </tr> </thead> <tbody> <tr><td>045 45,000 BTU/h</td><td>XXX No Heat</td></tr> <tr><td>060 60,000 BTU/h</td><td>005 5kW</td></tr> <tr><td>070 70,000 BTU/h</td><td>006 5kW</td></tr> <tr><td>080 80,000 BTU/h</td><td>010 10 kW</td></tr> <tr><td>090 90,000 BTU/h</td><td>011 10 kW</td></tr> <tr><td>100 100,000 BTU/h</td><td>015 15 kW</td></tr> <tr><td>115 115,000 BTU/h</td><td>016 15 kW</td></tr> <tr><td>125 125,000 BTU/h</td><td>017 15 kW</td></tr> <tr><td>130 130,000 BTU/h</td><td>018 18 kW</td></tr> <tr><td>140 140,000 BTU/h</td><td>020 20 kW</td></tr> <tr><td>150 150,000 BTU/h</td><td>021 20 kW</td></tr> <tr><td>180 180,000 BTU/h</td><td>022 20 kW</td></tr> <tr><td>210 210,000 BTU/h</td><td>023 20 kW</td></tr> <tr><td>225 225,000 BTU/h</td><td>030 30 kW</td></tr> <tr><td>240 240,000 BTU/h</td><td>031 30 kW</td></tr> <tr><td>350 350,000 BTU/h</td><td>032 30 kW</td></tr> <tr><td>400 400,000 BTU/h</td><td>045 45kW</td></tr> <tr><td></td><td>046 45kW</td></tr> <tr><td></td><td>060 60kW</td></tr> <tr><td></td><td>075 75kW</td></tr> </tbody> </table>																				Gas/Electric	A/C Factory-Installed Electric Heat	045 45,000 BTU/h	XXX No Heat	060 60,000 BTU/h	005 5kW	070 70,000 BTU/h	006 5kW	080 80,000 BTU/h	010 10 kW	090 90,000 BTU/h	011 10 kW	100 100,000 BTU/h	015 15 kW	115 115,000 BTU/h	016 15 kW	125 125,000 BTU/h	017 15 kW	130 130,000 BTU/h	018 18 kW	140 140,000 BTU/h	020 20 kW	150 150,000 BTU/h	021 20 kW	180 180,000 BTU/h	022 20 kW	210 210,000 BTU/h	023 20 kW	225 225,000 BTU/h	030 30 kW	240 240,000 BTU/h	031 30 kW	350 350,000 BTU/h	032 30 kW	400 400,000 BTU/h	045 45kW		046 45kW		060 60kW		075 75kW
Gas/Electric	A/C Factory-Installed Electric Heat																																																													
045 45,000 BTU/h	XXX No Heat																																																													
060 60,000 BTU/h	005 5kW																																																													
070 70,000 BTU/h	006 5kW																																																													
080 80,000 BTU/h	010 10 kW																																																													
090 90,000 BTU/h	011 10 kW																																																													
100 100,000 BTU/h	015 15 kW																																																													
115 115,000 BTU/h	016 15 kW																																																													
125 125,000 BTU/h	017 15 kW																																																													
130 130,000 BTU/h	018 18 kW																																																													
140 140,000 BTU/h	020 20 kW																																																													
150 150,000 BTU/h	021 20 kW																																																													
180 180,000 BTU/h	022 20 kW																																																													
210 210,000 BTU/h	023 20 kW																																																													
225 225,000 BTU/h	030 30 kW																																																													
240 240,000 BTU/h	031 30 kW																																																													
350 350,000 BTU/h	032 30 kW																																																													
400 400,000 BTU/h	045 45kW																																																													
	046 45kW																																																													
	060 60kW																																																													
	075 75kW																																																													
Revision Levels	Major & Minor																																																													
PE Connection	X No Options B Single point power connection for Power Exhaust																																																													
IAQ	X No Options																																																													
Service Options	X No Option A Powered convenience outlet B Non-powered convenience outlet C Hinge Panels D Hinged Panels and Powered convenience outlet E Hinged Panels and non-powered convenience outlet																																																													
Electrical	X No Options A Non-Fused Disconnect B Phase Monitor C Thru-the-base connections E Non-Fused Disconnect and Phase Monitor F Non-Fused Disconnect and Thru-the-base connectons H Phase Monitor and Thru-the-base connections L Non-Fused Disconnect, Thru-the-base connectons and Phase Monitor																																																													
Economizer	X No Options A Ultra Low-Leak Downflow Economizer w/ Enthalpy Sensor B Low-Leak Downflow Economizer w/ Enthalpy Sensor E Ultra Low-Leak Downflow Economizer for DDC controls w/ Enthalpy Sensor G Ultra Low-Leak Downflow Economizer w/ Dry Bulb Sensor H Low-Leak Downflow Economizer w/ Dry Bulb Sensor L Ultra Low-Leak Downflow Economizer for DDC controls w/ Dry Bulb Sensor N Low-Leak Downflow Economizer for DDC controls w/ Enthalpy Sensor P Low-Leak Downflow Economizer for DDC controls w/ Dry Bulb Sensor																																																													
Coils, Hail guard	X No Options C Hail Guard																																																													
Sensors	X No Options A RA Smoke Detector B SA Smoke Detector C RA & SA Smoke Detector																																																													

See product specifications for heat size(s) available for each capacity.

Refrigeration Systems
C Two-stage cooling modes
H Two-stage cooling mode with Low-ambient controller
F Two stage cooling modes with Hot Gas Reheat and Low-ambient control

Heat Exchanger
X No options U Ultra Low No, Stainless Steel Exchanger
A Standard Aluminized Exchanger
S Stainless Steel Exchanger

Controls
A Electromechanical controls
B DDC w/ BACnet™ interface

G/E STOCKING MODELS					
New Daikin 15 – 25 Ton					
MODEL NUMBER	CODE STRING	MODEL NUMBER	CODE STRING	MODEL NUMBER	CODE STRING
DFG1803DL00001S	DFG1803D260CAAXXXXXXXXXXAA	DFG2403DL00001S	DFG2403D260CAAXXXXXXXXXXAA	DFG3003DL00001S	DFG3003D260CAAXXXXXXXXXXAA
DFG1803DM00001S	DFG1803D360CAAXXXXXXXXXXAA	DFG2403DM00001S	DFG2403D360CAAXXXXXXXXXXAA	DFG3003DM00001S	DFG3003D360CAAXXXXXXXXXXAA
DFG1803DH00001S	DFG1803D400CAAXXXXXXXXXXAA	DFG2403DH00001S	DFG2403D400CAAXXXXXXXXXXAA	DFG3003DH00001S	DFG3003D400CAAXXXXXXXXXXAA
DFG1804DL00001S	DFG1804D260CAAXXXXXXXXXXAA	DFG2404DL00001S	DFG2404D260CAAXXXXXXXXXXAA	DFG3004DL00001S	DFG3004D260CAAXXXXXXXXXXAA
DFG1804DM00001S	DFG1804D360CAAXXXXXXXXXXAA	DFG2404DM00001S	DFG2404D360CAAXXXXXXXXXXAA	DFG3004DM00001S	DFG3004D360CAAXXXXXXXXXXAA
DFG1804DH00001S	DFG1804D400CAAXXXXXXXXXXAA	DFG2404DH00001S	DFG2404D400CAAXXXXXXXXXXAA	DFG3004DH00001S	DFG3004D400CAAXXXXXXXXXXAA
DFG1807DL00001S	DFG1807D260CAAXXXXXXXXXXAA	DFG2407DL00001S	DFG2407D260CAAXXXXXXXXXXAA	DFG3007DL00001S	DFG3007D260CAAXXXXXXXXXXAA
DFG1807DM00001S	DFG1807D360CAAXXXXXXXXXXAA	DFG2407DM00001S	DFG2407D360CAAXXXXXXXXXXAA	DFG3007DM00001S	DFG3007D360CAAXXXXXXXXXXAA
DFG1807DH00001S	DFG1807D400CAAXXXXXXXXXXAA	DFG2407DH00001S	DFG2407D400CAAXXXXXXXXXXAA	DFG3007DH00001S	DFG3007D400CAAXXXXXXXXXXAA

Features and Benefits

Daikin Packaged Rooftop Units (RTUs) are built to perform, with features and options that help provide low installation and operation costs, superior indoor air quality, efficient operation, and longevity.

Installation

Daikin Packaged Units are designed with fast and easy installation in mind for both new construction and retrofit.

Cabinet Construction

Daikin packaged rooftop units are made with high quality galvanized steel with a powder-paint finish to provide higher corrosion resistance.

- » Unit fully insulated to prevent sweating and thermal losses, using our foil face fiberglass insulation which also omits exposed filter fibers into the airstream.
- » The full perimeter base rail is built using heavy gauge galvanized steel for a stronger structural installation. The base rails are a minimum of 3 ½" tall and include holes to allow for overhead rigging and lifting with forklifts.
- » Electrical lines and gas lines can be brought through the base of the unit or through the horizontal knockout for easy installation and accessibility on the field

Compressor

High performance, low noise scroll compressors with stage control to match the required total load for efficient part load control.

- » Resiliently factory-mounted on rubber grommets for vibration isolation.
- » Refrigeration circuit includes both high and low pressure safety switches.
- » Unit is factory charged with environmentally friendly R-410A refrigerant.
- » Two single-stage scroll compressors individually circuited for partial load applications.
- » Compressor location outside the condenser section to avoid air bypass.
- » Crankcase heaters and external thermal overload protection are also provided for compressor durability.

Supply Fan

Supply fan will be 2 direct-drive motors.

- » Ball bearing Direct-Drive EEM motor removes the need for belts, sheaves, bearings and lubrication. Slide out forward curb fan for easy maintenance and replacement.
- » High-static drive options for applications with high airflow/ static requirements.
- » Each fan assembly is dynamically trim balanced at the factory before shipment for quick start-up and efficient operation.
- » Motor with thermal overload is provided for long lasting operation.

Coils

All units use large face area outdoor coils. These coils are constructed with seamless copper tubes, mechanically bonded into aluminum plate-type fins with full drawn collars to completely cover the tubes for high operating efficiencies.

- » Coils are factory pressure tested to ensure pressure and leak integrity.
- » Coils include a Thermal Expansion Valve per circuit, high- and low-pressure switches, service ports and high capacity filter drier.
- » Microchannel heat exchanger technology on all condenser coils for improved performance and reduced refrigerant load.
- » All units use large face area outdoor coils.
- » Copper tube / aluminum fin coils on evaporator.



Controls and Wiring

Packaged rooftop units come equipped with a well-organized, large, easy to use, weatherproof internal control box with easy access, for a better user experience.

- » Units are factory-wired with color-coded wires and complete 24-volt electromechanical controls package.
- » Units include single-point power entry as standard
- » Terminal strips are provided as standard for easy installation and field power wiring.

Filtration

Unit provides a draw-through filter section as standard for better air quality and long lasting component maintenance.

- » Filters installed on the units are standard off the shelf sizes for easy replacement.
- » One size filter per unit for low maintenance cost and easy replacement.
- » 2" deep filters standard on all units with option for up to 4" on large chassis (15 tons and over).

Heating Section

Wide range of natural gas and electric heat selections effectively handle most comfort heating demand from morning warm-up control to full heat, all available with Daikin's Wrinkle Bend heat exchanger technology.

Gas Furnace

ETL certified heating modules provide a custom match to specific design requirement.

- » Wrinkle Bend Technology available on all Daikin gas heat exchangers. The Wrinkle Bend Technology reduces the manufacturing stress that leads to defects and pinholes in the tubes at the same time as it increases the gas turbulence to amplify the heat transfer.
- » Two-stage capability for varying heating loads requirements.
- » All 3-Phase models have a minimum 80% T.E. (Thermal Efficiency)
- » User has the flexibility to order heat exchanger tubes with 20 Gauge, G160, aluminized steel or stainless steel to meet your application needs.

- » The furnace has a tubular design with in-shot gas burner manifold and is installed downstream of the supply fan.
- » The module contains an induced draft fan that will maintain a negative pressure in the heat exchanger tubes for the removal of the flue gases to protect indoor air quality.
- » All gas fired units provides flame roll out safety and high limit temperature protection for reliable operation..
- » Induced draft fan includes an airflow safety switch to prevent heating operation in the event of no airflow for occupant safety.
- » All burner assemblies are factory tested and adjusted prior to shipment.
- » Heating control is fully integrated into the unit's control system for quick start-up and reliable control.
- » Optional field installed LP kits are available for staged heating modules as well as high altitude kits.

Electrical

Units are completely wired and tested at the factory to provide faster commissioning and start-up.

- » Wiring complies with NEC requirements and all applicable UL standards.
- » For ease of use, wiring and electrical components are number coded and labeled according to the electrical diagram.
- » A 115 V GFI convenience outlet requiring independent power supply for the receptacle is optional.
- » An optional unit powered 20 amp 115 V convenience outlet, complete with factory mounted transformer, disconnect switch, and primary and secondary overload protection, eliminates the need to pull a separate 115 V power source.
- » Supply air fan, compressor, and condenser fan motor branch circuits have individual short circuit protection. Unit includes knockouts in the bottom of the main control panels for field wiring entrance.
- » A single-point power connection with power block is standard and a terminal strip is provided for connecting low voltage control wiring.
- » For better serviceability an optional non-fused disconnect switch is mounted inside the control panel and operated by an externally mounted handle to disconnect the electrical power at the unit.



Applications

Daikin Rooftop units are intended for comfort cooling applications in normal heating, ventilating, and air conditioning. Consult your local Daikin sales representative for applications involving operations at high ambient temperatures, high altitudes, non-cataloged voltages, or for job-specific unit selections that fall outside of the range of the catalog tables.

For proper operation, units should be rigged in accordance with instructions stated on the installation manual. Fire dampers, if required, must be installed in the ductwork according to local and/or state codes. No space is allowed for these dampers in the unit.

Follow factory check, test and start procedures explicitly to achieve satisfactory start-up and operation.

Most rooftop applications take advantage of the significant energy savings provided with economizer operation. When an economizer system is used, mechanical refrigeration is typically not required below an ambient temperature of 50°F on most cases.

Serviceability

Daikin packaged rooftop units are built with serviceability in mind, designed to make future maintenance and service on the unit easy and accessible..

- » Our packaged rooftop units offer a slide out blower to facilitate the access and removal of the fan.
- » Independent compressor outside of the air bypass to eliminate component blockage and provide easy access.
- » Color coded and continuously marked wire to identify point-to-point component connections.
- » Condenser clean out from inside-out.
- » Easy access to gas valves and control panel.



	DFG1803DL00001S	DFG1803DM00001S	DFG1803DH00001S	DFG1804DL00001S	DFG1804DM00001S
COOLING CAPACITY					
Total BTU/H	172,000	172,000	172,000	172,000	172,000
EER	10.8	10.8	10.8	10.8	10.8
IEER	14	14	14	14	14
AHRI Reference #	210331721	210331721	210331721	210331721	210331721
HEATING CAPACITY					
Heat Range	Low	Medium	High	Low	Medium
No. of Burners	6	8	8	6	8
High Stage Input / Output (KBTU/H)	260 / 210.6	360 / 291.6	400 / 324	260 / 210.6	360 / 291.6
Low Stage Input / Output (KBTU/H)	195 / 157.95	270 / 218.7	300 / 243	195 / 157.95	270 / 218.7
Thermal Efficiency (T.E.)	81%	81%	81%	81%	81%
Annual Fuel Utilization Efficiency (AFUE)	N/A	N/A	N/A	N/A	N/A
High Stage Temperature Rise Range (°F)	25-55	25-55	25-55	25-55	25-55
Low Stage Temperature Rise Range (°F)	15-45	15-45	15-45	15-45	15-45
EVAPORATOR MOTOR / RTPF (ROUND TUBE PLATE FIN)					
Motor Type	Direct Drive	Direct Drive	Direct Drive	Direct Drive	Direct Drive
External Static Pressure (ESP)	Standard	Standard	Standard	Standard	Standard
Wheel Dia. X Width	15 x 15	15 x 15	15 x 15	15 x 15	15 x 15
Indoor Nominal CFM	5000	5000	5000	5000	5000
RPM	300-1600	300-1600	300-1600	300-1600	300-1600
Indoor Horsepower	3.5	5.0	3.5	3.5	5.0
Filter Size (in)	20 X 20 X 2 (8)	20 X 20 X 2 (8)	20 X 20 X 2 (8)	20 X 20 X 2 (8)	20 X 20 X 2 (8)
Drain Size (NPT)	1"	1"	1"	1"	1"
R-410A Refrigerant Charge (oz.) (1)	128	128	128	128	128
R-410A Refrigerant Charge (oz.) (2)	109	109	109	109	109
Evaporator Coil Face Area (ft ²)	21.69	21.69	21.69	21.69	21.69
Rows Deep / Fins per Inch	2 / 18	2 / 18	2 / 18	2 / 18	2 / 18
CONDENSER FAN / MCHX (MICROCHANNEL HEAT EXCHANGER)					
Quantity of Condenser Fan Motors	3	3	3	3	3
RPM (High/Low stage)	1122	1122	1122	1050	1050
Outdoor Horsepower	1/3	1/3	1/3	1/3	1/3
Fan Diameter / # Fan Blades	22 / 3	22 / 3	22 / 3	22 / 3	22 / 3
Face Area (ft ²)	25.9	25.9	25.9	25.9	25.9
Rows Deep / Fins per Inch	1 / 23	1 / 23	1 / 23	1 / 23	1 / 23
COMPRESSOR					
Quantity / Type / Stages per Compressor	2 / Scroll / 1	2 / Scroll / 1	2 / Scroll / 1	2 / Scroll / 1	2 / Scroll / 1
Compressor RLA / LRA	25.0 / 164.0	25.0 / 164.0	25.0 / 164.0	12.2 / 100.0	12.2 / 100.0
ELECTRICAL DATA					
Voltage-Phase-Frequency	208/230-3-60	208/230-3-60	208/230-3-60	460-3-60	460-3-60
Indoor Blower FLA	10.9-10.2	10.9-10.2	10.9-10.2	14.5	14.5
Max External Static (In. W.C.)	1.2	1.2	1.2	1.2	1.2
Outdoor Fan FLA	2.0	2.0	2	0.85	0.85
Min. Circuit Ampacity ¹	84/84	84/84	84/84	44.4	44.4
Max. Overcurrent Protection (A) ²	100/100	100/100	100/100	50	50
Power Supply Conduit Hole Dia. (in)	2.5	2.5	2.5	2.5	2.5
Low-Voltage Conduit Hole Dia. (in)	0.5	0.5	0.5	0.5	0.5
OPERATING WEIGHT (LBS)					
	1910	1910	1910	1910	1910
SHIP WEIGHT (LBS)					
	2025	2025	2025	2025	2025

¹ Wire size should be determined in accordance with National Electrical Codes. Extensive wire runs will require larger wire sizes.

² May use fuses or HACR-type circuit breakers of the same size as noted.

Note: Always check the S&R plate for electrical data on the unit being installed.

	DFG1804DH00001S	DFG1807DL00001S	DFG1807DM00001S	DFG1807DH00001S
COOLING CAPACITY				
Total BTU/H	172,000	172,000	172,000	172,000
EER	10.8	10.8	10.8	10.8
IEER	14	14	14	14
AHRI Reference #	210331721	210331721	210331721	210331721
HEATING CAPACITY				
Heat Range	High	Low	Medium	High
No. of Burners	8	6	8	8
High Stage Input / Output (KBTU/H)	400 / 324	260 / 210.6	360 / 291.6	400 / 324
Low Stage Input / Output (KBTU/H)	300 / 243	195 / 157.95	270 / 218.7	300 / 243
Thermal Efficiency (T.E.)	81%	81%	81%	81%
Annual Fuel Utilization Efficiency (AFUE)	N/A	N/A	N/A	N/A
High Stage Temperature Rise Range (°F)	25-55	25-55	25-55	25-55
Low Stage Temperature Rise Range (°F)	15-45	15-45	15-45	15-45
EVAPORATOR MOTOR / RTPF (ROUND TUBE PLATE FIN)				
Motor Type	Direct Drive	Direct Drive	Direct Drive	Direct Drive
External Static Pressure (ESP)	Standard	Standard	Standard	Standard
Wheel Dia. X Width	15 x 15	15 x 15	15 x 15	15 x 15
Indoor Nominal CFM	5000	5000	5000	5000
RPM	300-1600	300-1600	300-1600	300-1600
Indoor Horsepower	3.5	3.5	5.0	3.5
Filter Size (in)	20 X 20 X 2 (8)	20 X 20 X 2 (8)	20 X 20 X 2 (8)	20 X 20 X 2 (8)
Drain Size (NPT)	1"	1"	1"	1"
R-410A Refrigerant Charge (oz.) (1)	128	128	128	128
R-410A Refrigerant Charge (oz.) (2)	109	109	109	109
Evaporator Coil Face Area (ft ²)	21.69	21.69	21.69	21.69
Rows Deep/ Fins per Inch	2 / 18	2 / 18	2 / 18	2 / 18
CONDENSER FAN / MCHX (MICROCHANNEL HEAT EXCHANGER)				
Quantity of Condenser Fan Motors	3	3	3	3
RPM (High/Low stage)	1050	1050	1050	1050
Outdoor Horsepower	1/3	1/3	1/3	1/3
Fan Diameter/ # Fan Blades	22 / 3	22 / 3	22 / 3	22 / 3
Face Area (ft ²)	25.9	25.9	25.9	25.9
Rows Deep / Fins per Inch	1 / 23	1 / 23	1 / 23	1 / 23
COMPRESSOR				
Quantity / Type / Stages per Compressor	2 / Scroll / 1	2 / Scroll / 1	2 / Scroll / 1	2 / Scroll / 1
Compressor RLA / LRA	12.2 / 100.0	9.0 / 78.0	9.0 / 78.0	9.0 / 78.0
ELECTRICAL DATA				
Voltage-Phase-Frequency	460-3-60	575-3-60	575-3-60	575-3-60
Indoor Blower FLA	7.2	5	5	5
Max External Static (In. W.C.)	1.2	1.2	1.2	1.2
Outdoor Fan FLA	0.85	0.67	0.67	0.67
Min. Circuit Ampacity ¹	44.4	32.2	32.2	32.2
Max. Overcurrent Protection (A) ²	50	40	40	40
Power Supply Conduit Hole Dia. (in)	2.5	2.5	2.5	2.5
Low-Voltage Conduit Hole Dia. (in)	0.5	0.5	0.5	0.5
OPERATING WEIGHT (LBS)				
	1910	1910	1910	1910
SHIP WEIGHT (LBS)				
	2025	2025	2025	2025

¹ Wire size should be determined in accordance with National Electrical Codes. Extensive wire runs will require larger wire sizes.

² May use fuses or HACR-type circuit breakers of the same size as noted.

Note: Always check the S&R plate for electrical data on the unit being installed.

	DFG2403DL00001S	DFG2403DM00001S	DFG2403DH00001S	DFG2404DL00001S	DFG2404DM00001S
COOLING CAPACITY					
Total BTU/H	230,000	230,000	230,000	230,000	230,000
EER	10.8	10.8	10.8	10.8	10.8
IEER	14	14	14	14	14
AHRI Reference #	210331722	210331722	210331722	210331722	210331722
HEATING CAPACITY					
Heat Range	Low	Medium	High	Low	Medium
No. of Burners	6	8	8	6	8
High Stage Input / Output (KBTU/H)	260 / 210.6	360 / 291.6	400 / 324	260 / 210.6	360 / 291.6
Low Stage Input / Output (KBTU/H)	195 / 157.95	270 / 218.7	300 / 243	195 / 157.95	270 / 218.7
Thermal Efficiency (T.E.)	81%	81%	81%	81%	81%
Annual Fuel Utilization Efficiency (AFUE)	N/A	N/A	N/A	N/A	N/A
High Stage Temperature Rise Range (°F)	25-55	25-55	25-55	25-55	25-55
Low Stage Temperature Rise Range (°F)	15-45	15-45	15-45	15-45	15-45
EVAPORATOR MOTOR / RTPF (ROUND TUBE PLATE FIN)					
Motor Type	Direct Drive	Direct Drive	Direct Drive	Direct Drive	Direct Drive
External Static Pressure (ESP)	Standard	Standard	Standard	Standard	Standard
Wheel Dia. X Width	15 x 15	15 x 15	15 x 15	15 x 15	15 x 15
Indoor Nominal CFM	6500	6500	6500	6500	6500
RPM	300-1600	300-1600	300-1600	300-1600	300-1600
Indoor Horsepower	3.5	5.0	3.5	3.5	5.0
Filter Size (in)	20 X 20 X 2 (8)	20 X 20 X 2 (8)	20 X 20 X 2 (8)	20 X 20 X 2 (8)	20 X 20 X 2 (8)
Drain Size (NPT)	1"	1"	1"	1"	1"
R-410A Refrigerant Charge (oz.) (1)	186	186	186	186	186
R-410A Refrigerant Charge (oz.) (2)	165	165	165	165	165
Evaporator Coil Face Area (ft ²)	21.69	21.69	21.69	21.69	21.69
Rows Deep/ Fins per Inch	4 / 18	4 / 18	4 / 18	4 / 18	4 / 18
CONDENSER FAN / MCHX (MICROCHANNEL HEAT EXCHANGER)					
Quantity of Condenser Fan Motors	4	4	4	4	4
RPM (High/Low stage)	1130	1130	1130	1115	1115
Outdoor Horsepower	1/2	1/2	1/2	1/2	1/2
Fan Diameter/ # Fan Blades	22 / 3	22 / 3	22 / 3	22 / 3	22 / 3
Face Area (ft ²)	25.9	25.9	25.9	25.9	25.9
Rows Deep / Fins per Inch	1 / 23	1 / 23	1 / 23	1 / 23	1 / 23
COMPRESSOR					
Quantity / Type / Stages per Compressor	2 / Scroll / 1	2 / Scroll / 1	2 / Scroll / 1	2 / Scroll / 1	2 / Scroll / 1
Compressor RLA / LRA	28.2 / 240	28.2 / 240	28.2 / 240	14.7 / 130.0	14.7 / 130.0
ELECTRICAL DATA					
Voltage-Phase-Frequency	208/230-3-60	208/230-3-60	208/230-3-60	460-3-60	460-3-60
Indoor Blower FLA	10.9-10.2	10.9-10.2	10.9-10.2	7.2	7.2
Max External Static (In. W.C.)	1.2	1.2	1.2	1.2	1.2
Outdoor Fan FLA	2.7	2.7	2.7	1.4	1.4
Min. Circuit Ampacity ¹	96.1/96.1	96.1/96.1	96.1/96.1	53.2	53.2
Max. Overcurrent Protection (A) ²	110/110	110/110	110/110	60	60
Power Supply Conduit Hole Dia. (in)	2.5	2.5	2.5	2.5	2.5
Low-Voltage Conduit Hole Dia. (in)	0.5	0.5	0.5	0.5	0.5
OPERATING WEIGHT (LBS)					
	2179	2179	2179	2179	2179
SHIP WEIGHT (LBS)					
	2294	2294	2294	2294	2294

¹ Wire size should be determined in accordance with National Electrical Codes. Extensive wire runs will require larger wire sizes.

² May use fuses or HACR-type circuit breakers of the same size as noted.

Note: Always check the S&R plate for electrical data on the unit being installed.

	DFG2404DH00001S	DFG2407DL00001S	DFG2407DM00001S	DFG2407DH00001S
COOLING CAPACITY				
Total BTU/H	230,000	230,000	230,000	230,000
EER	10.8	10.8	10.8	10.8
IEER	14	14	14	14
AHRI Reference #	210331722	210331722	210331722	210331722
HEATING CAPACITY				
Heat Range	High	Low	Medium	High
No. of Burners	8	6	8	8
High Stage Input / Output (KBTU/H)	400 / 324	260 / 210.6	360 / 291.6	400 / 324
Low Stage Input / Output (KBTU/H)	300 / 243	195 / 157.95	270 / 218.7	300 / 243
Thermal Efficiency (T.E.)	81%	81%	81%	81%
Annual Fuel Utilization Efficiency (AFUE)	N/A	N/A	N/A	N/A
High Stage Temperature Rise Range (°F)	25-55	25-55	25-55	25-55
Low Stage Temperature Rise Range (°F)	15-45	15-45	15-45	15-45
EVAPORATOR MOTOR / RTPF (ROUND TUBE PLATE FIN)				
Motor Type	Direct Drive	Direct Drive	Direct Drive	Direct Drive
External Static Pressure (ESP)	Standard	Standard	Standard	Standard
Wheel Dia. X Width	15 x 15	15 x 15	15 x 15	15 x 15
Indoor Nominal CFM	6500	6500	6500	6500
RPM	300-1600	300-1600	300-1600	300-1600
Indoor Horsepower	3.5	3.5	5.0	3.5
Filter Size (in)	20 X 20 X 2 (8)	20 X 20 X 2 (8)	20 X 20 X 2 (8)	20 X 20 X 2 (8)
Drain Size (NPT)	1"	1"	1"	1"
R-410A Refrigerant Charge (oz.) (1)	186	186	186	186
R-410A Refrigerant Charge (oz.) (2)	165	165	165	165
Evaporator Coil Face Area (ft ²)	21.69	21.69	21.69	21.69
Rows Deep/ Fins per Inch	4 / 18	4 / 18	4 / 18	4 / 18
CONDENSER FAN / MCHX (MICROCHANNEL HEAT EXCHANGER)				
Quantity of Condenser Fan Motors	4	4	4	4
RPM (High/Low stage)	1115	1075	1075	1075
Outdoor Horsepower	1/2	1/2	1/2	1/2
Fan Diameter/ # Fan Blades	22 / 3	22 / 3	22 / 3	22 / 3
Face Area (ft ²)	25.9	25.9	25.9	25.9
Rows Deep / Fins per Inch	1 / 23	1 / 23	1 / 23	1 / 23
COMPRESSOR				
Quantity / Type / Stages per Compressor	2 / Scroll / 1	2 / Scroll / 1	2 / Scroll / 1	2 / Scroll / 1
Compressor RLA / LRA	14.7 / 130.0	11.3 / 93.7	11.3 / 93.7	11.3 / 93.7
ELECTRICAL DATA				
Voltage-Phase-Frequency	460-3-60	575-3-60	575-3-60	575-3-60
Indoor Blower FLA	7.2	5	5	5
Max External Static (In. W.C.)	1.2	1.2	1.2	1.2
Outdoor Fan FLA	1.4	1	1	1
Min. Circuit Ampacity ¹	53.2	39.4	39.4	39.4
Max. Overcurrent Protection (A) ²	60	50	50	50
Power Supply Conduit Hole Dia. (in)	2.5	2.5	2.5	2.5
Low-Voltage Conduit Hole Dia. (in)	0.5	0.5	0.5	0.5
OPERATING WEIGHT (LBS)				
	2179	2179	2179	2179
SHIP WEIGHT (LBS)				
	2294	2294	2294	2294

¹ Wire size should be determined in accordance with National Electrical Codes. Extensive wire runs will require larger wire sizes.

² May use fuses or HACR-type circuit breakers of the same size as noted.

Note: Always check the S&R plate for electrical data on the unit being installed.

	DFG3003DL00001S	DFG3003DM00001S	DFG3003DH00001S	DFG3004DL00001S	DFG3004DM00001S
COOLING CAPACITY					
Total BTU/H	290,000	290,000	290,000	290,000	290,000
EER	9.8	9.8	9.8	9.8	9.8
IEER	13	13	13	13	13
AHRI Reference #	210331723	210331723	210331723	210331723	210331723
HEATING CAPACITY					
Heat Range	Low	Medium	High	Low	Medium
No. of Burners	6	8	8	6	8
High Stage Input / Output (KBTU/H)	260 / 210.6	360 / 291.6	400 / 324	260 / 210.6	360 / 291.6
Low Stage Input / Output (KBTU/H)	195 / 157.95	270 / 218.7	300 / 243	195 / 157.95	270 / 218.7
Thermal Efficiency (T.E.)	81%	81%	81%	81%	81%
Annual Fuel Utilization Efficiency (AFUE)	N/A	N/A	N/A	N/A	N/A
High Stage Temperature Rise Range (°F)	25-55	25-55	25-55	25-55	25-55
Low Stage Temperature Rise Range (°F)	15-45	15-45	15-45	15-45	15-45
EVAPORATOR MOTOR / RTPF (ROUND TUBE PLATE FIN)					
Motor Type	Direct Drive	Direct Drive	Direct Drive	Direct Drive	Direct Drive
External Static Pressure (ESP)	Standard	Standard	Standard	Standard	Standard
Wheel Dia. X Width	15 x 15	15 x 15	15 x 15	15 x 15	15 x 15
Indoor Nominal CFM	8200	8200	8200	8200	8200
RPM	300-1600	300-1600	300-1600	300-1600	300-1600
Indoor Horsepower	3.5	5.0	3.5	3.5	5.0
Filter Size (in)	20 X 20 X 2 (8)	20 X 20 X 2 (8)	20 X 20 X 2 (8)	20 X 20 X 2 (8)	20 X 20 X 2 (8)
Drain Size (NPT)	1"	1"	1"	1"	1"
R-410A Refrigerant Charge (oz.) (1)	222	222	222	222	222
R-410A Refrigerant Charge (oz.) (2)	207	207	207	207	207
Evaporator Coil Face Area (ft ²)	21.69	21.69	21.69	21.69	21.69
Rows Deep/ Fins per Inch	4 / 18	4 / 18	4 / 18	4 / 18	4 / 18
CONDENSER FAN / MCHX (MICROCHANNEL HEAT EXCHANGER)					
Quantity of Condenser Fan Motors	5	5	5	5	5
RPM (High/Low stage)	1130	1130	1130	1115	1115
Outdoor Horsepower	1/2	1/2	1/2	1/2	1/2
Fan Diameter / # Fan Blades	22 / 3	22 / 3	22 / 3	22 / 3	22 / 3
Face Area (ft ²)	25.9	25.9	25.9	25.9	25.9
Rows Deep / Fins per Inch	1 / 23	1 / 23	1 / 23	1 / 23	1 / 23
COMPRESSOR					
Quantity / Type / Stages per Compressor	2 / Scroll / 1	2 / Scroll / 1	2 / Scroll / 1	2 / Scroll / 1	2 / Scroll / 1
Compressor RLA / LRA	48.1 / 245	48.1 / 245	48.1 / 245	18.6 / 125	18.6 / 125
ELECTRICAL DATA					
Voltage-Phase-Frequency	208/230-3-60	208/230-3-60	208/230-3-60	460-3-60	460-3-60
Indoor Blower FLA	14.5	14.5	14.5	10.6	10.6
Max External Static (In. W.C.)	1.2	1.2	1.2	1.2	1.2
Outdoor Fan FLA	2.7	2.7	2.7	1.4	1.4
Min. Circuit Ampacity ¹	151/151	151/151	151/151	70	70
Max. Overcurrent Protection (A) ²	175/175	175/175	175/175	80	80
Power Supply Conduit Hole Dia. (in)	2.5	2.5	2.5	2.5	2.5
Low-Voltage Conduit Hole Dia. (in)	0.5	0.5	0.5	0.5	0.5
OPERATING WEIGHT (LBS)					
	2270	2270	2270	2270	2270
SHIP WEIGHT (LBS)					
	2385	2385	2385	2385	2385

¹ Wire size should be determined in accordance with National Electrical Codes. Extensive wire runs will require larger wire sizes.

² May use fuses or HACR-type circuit breakers of the same size as noted.

Note: Always check the S&R plate for electrical data on the unit being installed.

	DFG3004DH00001S	DFG3007DL00001S	DFG3007DM00001S	DFG3007DH00001S
COOLING CAPACITY				
Total BTU/H	290,000	290,000	290,000	290,000
EER	9.8	9.8	9.8	9.8
IEER	13	13	13	13
AHRI Reference #	210331723	210331723	210331723	210331723
HEATING CAPACITY				
Heat Range	High	Low	Medium	High
No. of Burners	8	6	8	8
High Stage Input / Output (KBTU/H)	400 / 324	260 / 210.6	360 / 291.6	400 / 324
Low Stage Input / Output (KBTU/H)	300 / 243	195 / 157.95	270 / 218.7	300 / 243
Thermal Efficiency (T.E.)	81%	81%	81%	81%
Annual Fuel Utilization Efficiency (AFUE)	N/A	N/A	N/A	N/A
High Stage Temperature Rise Range (°F)	25-55	25-55	25-55	25-55
Low Stage Temperature Rise Range (°F)	15-45	15-45	15-45	15-45
EVAPORATOR MOTOR / RTPF (ROUND TUBE PLATE FIN)				
Motor Type	Direct Drive	Direct Drive	Direct Drive	Direct Drive
External Static Pressure (ESP)	Standard	Standard	Standard	Standard
Wheel Dia. X Width	15 x 15	15 x 15	15 x 15	15 x 15
Indoor Nominal CFM	8200	8200	8200	8200
RPM	300-1600	300-1600	300-1600	300-1600
Indoor Horsepower	3.5	3.5	5.0	3.5
Filter Size (in)	20 X 20 X 2 (8)	20 X 20 X 2 (8)	20 X 20 X 2 (8)	20 X 20 X 2 (8)
Drain Size (NPT)	1"	1"	1"	1"
R-410A Refrigerant Charge (oz.) (1)	222	222	222	222
R-410A Refrigerant Charge (oz.) (2)	207	207	207	207
Evaporator Coil Face Area (ft ²)	21.69	21.69	21.69	21.69
Rows Deep/ Fins per Inch	4 / 18	4 / 18	4 / 18	4 / 18
CONDENSER FAN / MCHX (MICROCHANNEL HEAT EXCHANGER)				
Quantity of Condenser Fan Motors	5	5	5	5
RPM (High/Low stage)	1115	1075	1075	1075
Outdoor Horsepower	1/2	1/2	1/2	1/2
Fan Diameter/ # Fan Blades	22 / 3	22 / 3	22 / 3	22 / 3
Face Area (ft ²)	25.9	25.9	25.9	25.9
Rows Deep / Fins per Inch	1 / 23	1 / 23	1 / 23	1 / 23
COMPRESSOR				
Quantity / Type / Stages per Compressor	2 / Scroll / 1	2 / Scroll / 1	2 / Scroll / 1	2 / Scroll / 1
Compressor RLA / LRA	18.6 / 125	14.7 / 100.0	14.7 / 100.0	14.7 / 100.0
ELECTRICAL DATA				
Voltage-Phase-Frequency	460-3-60	575-3-60	575-3-60	575-3-60
Indoor Blower FLA	10.6	7.2	7.2	7.2
Max External Static (In. W.C.)	1.2	1.2	1.2	1.2
Outdoor Fan FLA	1.4	1	1	1
Min. Circuit Ampacity ¹	70	52.6	52.6	52.6
Max. Overcurrent Protection (A) ²	80	60	60	60
Power Supply Conduit Hole Dia. (in)	2.5	2.5	2.5	2.5
Low-Voltage Conduit Hole Dia. (in)	0.5	0.5	0.5	0.5
OPERATING WEIGHT (LBS)				
	2270	2270	2270	2270
SHIP WEIGHT (LBS)				
	2385	2385	2385	2385

¹ Wire size should be determined in accordance with National Electrical Codes. Extensive wire runs will require larger wire sizes.

² May use fuses or HACR-type circuit breakers of the same size as noted.

Note: Always check the S&R plate for electrical data on the unit being installed.

AHRI Ratings

MODEL	CAPACITY	EER	IEER
DFG1803DL00001S	172,000	10.8	14
DFG1803DM00001S	172,000	10.8	14
DFG1803DH00001S	172,000	10.8	14
DFG1803WL00001S	172,000	10.8	14
DFG1803WM00001S	172,000	10.8	14
DFG1803WH00001S	172,000	10.8	14
DFG1804DL00001S	172,000	10.8	14
DFG1804DM00001S	172,000	10.8	14
DFG1804DH00001S	172,000	10.8	14
DFG1804WL00001S	172,000	10.8	14
DFG1804WM00001S	172,000	10.8	14
DFG1804WH00001S	172,000	10.8	14
DFG1807DL00001S	172,000	10.8	14
DFG1807DM00001S	172,000	10.8	14
DFG1807DH00001S	172,000	10.8	14
DFG1807WL00001S	172,000	10.8	14
DFG1807WM00001S	172,000	10.8	14
DFG1807WH00001S	172,000	10.8	14
DFG2403DL00001S	230,000	10.8	14
DFG2403DM00001S	230,000	10.8	14
DFG2403DH00001S	230,000	10.8	14
DFG2403WL00001S	230,000	10.8	14
DFG2403WM00001S	230,000	10.8	14
DFG2403WH00001S	230,000	10.8	14
DFG2404DL00001S	230,000	10.8	14
DFG2404DM00001S	230,000	10.8	14
DFG2404DH00001S	230,000	10.8	14
DFG2404WL00001S	230,000	10.8	14
DFG2404WM00001S	230,000	10.8	14
DFG2404WH00001S	230,000	10.8	14
DFG2407DL00001S	230,000	10.8	14
DFG2407DM00001S	230,000	10.8	14
DFG2407DH00001S	230,000	10.8	14
DFG2407WL00001S	230,000	10.8	14
DFG2407WM00001S	230,000	10.8	14
DFG2407WH00001S	230,000	10.8	14
DFG3003DL00001S	290,000	9.8	13
DFG3003DM00001S	290,000	9.8	13
DFG3003DH00001S	290,000	9.8	13
DFG3003WL00001S	290,000	9.8	13
DFG3003WM00001S	290,000	9.8	13
DFG3003WH00001S	290,000	9.8	13
DFG3004DL00001S	290,000	9.8	13
DFG3004DM00001S	290,000	9.8	13
DFG3004DH00001S	290,000	9.8	13
DFG3004WL00001S	290,000	9.8	13
DFG3004WM00001S	290,000	9.8	13
DFG3004WH00001S	290,000	9.8	13
DFG3007DL00001S	290,000	9.8	13
DFG3007DM00001S	290,000	9.8	13
DFG3007DH00001S	290,000	9.8	13
DFG3007WL00001S	290,000	9.8	13
DFG3007WM00001S	290,000	9.8	13
DFG3007WH00001S	290,000	9.8	13

Sound Data

STATIC PRESSURE	15T SOUND (dB) AT 60 Hz										
	Component	Component	A-Weighted	63	125	250	500	1000	2000	4000	8000
1.4"	5150	Discharge	79.1	90.5	82.3	79.7	78.7	73.0	67.6	64.4	53.7
		Inlet	78.5	93.0	87.3	80.9	75.1	72.2	67.6	64.4	53.7
2.2"		Discharge	84.6	91.4	87.3	86.1	84.1	78.7	73.4	69.8	60.0
		Inlet	76.9	91.6	86.6	84.1	70.9	66.5	60.3	58.7	49.7
		Outdoor	80.4	99.9	86.2	78.7	75.3	74.5	72.3	69.3	63.1

STATIC PRESSURE	20T SOUND (dB) AT 60 Hz										
	Component	Component	A-Weighted	63	125	250	500	1000	2000	4000	8000
1.4"	6590	Discharge	79.6	87.9	81.7	81.0	79.0	74.0	67.4	65.0	55.7
		Inlet	70.3	89.7	81.7	74.8	62.4	58.7	54.5	53.6	47.2
2.2"		Discharge	84.6	83.5	84.9	84.4	83.8	79.9	73.4	70.1	62.6
		Inlet	72.3	82.1	79.3	75.0	71.2	64.5	61.6	59.1	51.9
		Outdoor	92.1	109.4	96.5	96.5	87.7	84.3	81.2	75.0	68.7

STATIC PRESSURE	25T SOUND (dB) AT 60 Hz										
	Component	Component	A-Weighted	63	125	250	500	1000	2000	4000	8000
1.4"	8390	Discharge	86.4	85.7	87.4	88.4	85.6	81.2	74.5	70.5	61.1
		Inlet	74.4	88.1	82.8	81.4	68.1	66.2	59.1	56.1	46.5
2.2"		Discharge	86.5	89.7	88.3	88.0	85.3	81.7	75.4	71.0	61.7
		Inlet	76.0	89.8	87.4	80.0	69.7	68.3	61.7	58.0	48.6
		Outdoor	91.3	107.7	94.7	92.5	87.9	85.2	82.5	78.3	68.7

dB - decibel

¹ Indoor sound data is measured in accordance with AHRI 260. Outdoor sound is measured in accordance with AHRI 370

² Measurements are expressed in terms of sound power. Do not compare these values to sound pressure values because sound pressure depends on specific environment factors which normally do not match individual applications. Sound power values are independent of the environment and therefore more accurate.

³ A-weighted sound ratings filter out high and very low frequencies, to better approximate the response of "average" human ear. A-weighted measurements for Daikin units are taken in accordance with AHRI standard 260 for the indoor sound and AHRI 370 for the outdoor sound.

Coil Dimensions

MODEL	SIZE	FIN HEIGHT IN.	FIN LENGTH IN.
DFG	15	40	78.092
DFG	20	40	78.092
DFG	25	40	78.092

IDB		Outdoor Ambient Temperature																																			
		65						75						85						95						105						115					
		59	63	67	71	59	63	67	71	59	63	67	71	59	63	67	71	59	63	67	71	59	63	67	71	59	63	67	71								
		Entering Indoor Wet Bulb Temperature																																			
Airflow		Capacity	175,388	177,859	183,087	-	173,821	176,293	181,521	-	169,252	171,724	176,951	-	161,390	163,862	169,089	-	151,782	154,254	159,481	-	143,011	145,482	150,710	-											
		S/T	0.59	0.52	0.39	-	0.59	0.52	0.39	-	0.62	0.54	0.42	-	0.64	0.56	0.43	-	0.66	0.58	0.46	-	0.71	0.63	0.50	-											
4500		Evap dT	20.37	18.47	14.91	-	20.32	18.41	14.86	-	20.59	18.68	15.12	-	20.30	18.39	14.84	-	20.05	18.14	14.58	-	21.24	19.33	15.78	-											
		Pr Suc	111	113	116	-	118	119	122	-	124	125	128	-	129	130	133	-	134	135	138	-	140	141	144	-											
		Pr Dis	268	269	271	-	310	311	313	-	354	355	357	-	401	403	404	-	453	454	456	-	507	508	510	-											
		TotalPower	11,147	11,135	11,111	-	12,579	12,567	12,543	-	14,177	14,166	14,142	-	15,907	15,896	15,872	-	17,840	17,829	17,805	-	20,108	20,097	20,072	-											
		Capacity	177,290	179,762	184,989	-	175,724	178,195	183,423	-	171,154	173,626	178,853	-	163,292	165,764	170,991	-	153,684	156,156	161,383	-	144,913	147,385	152,612	-											
		S/T	0.63	0.56	0.43	-	0.64	0.57	0.44	-	0.66	0.59	0.46	-	0.68	0.61	0.48	-	0.70	0.63	0.50	-	0.75	0.68	0.55	-											
70		Evap dT	19.45	17.55	13.99	-	19.40	17.49	13.94	-	19.67	17.76	14.20	-	19.38	17.48	13.92	-	19.13	17.22	13.66	-	20.32	18.41	14.86	-											
		Pr Suc	113	114	117	-	119	121	124	-	125	127	130	-	130	132	135	-	135	137	140	-	141	143	146	-											
		Pr Dis	269	271	272	-	311	313	315	-	356	357	359	-	403	404	406	-	454	456	457	-	509	510	512	-											
		TotalPower	11,206	11,195	11,170	-	12,638	12,627	12,602	-	14,237	14,225	14,201	-	15,967	15,955	15,931	-	17,900	17,888	17,864	-	20,167	20,156	20,132	-											
		Capacity	181,904	184,376	189,603	-	180,338	182,809	188,037	-	175,768	178,240	183,467	-	167,906	170,378	175,605	-	158,298	160,770	165,997	-	149,527	151,999	157,226	-											
		S/T	0.67	0.60	0.47	-	0.68	0.61	0.48	-	0.70	0.63	0.50	-	0.72	0.65	0.52	-	0.74	0.67	0.54	-	1.00	0.72	0.59	-											
6000		Evap dT	17.97	16.07	12.51	-	17.92	16.02	12.46	-	18.19	16.28	12.73	-	17.90	16.00	12.44	-	17.65	15.74	12.18	-	18.84	16.94	13.38	-											
		Pr Suc	116	117	120	-	122	124	127	-	128	130	133	-	133	135	138	-	138	140	142	-	144	146	149	-											
		Pr Dis	273	274	276	-	315	316	318	-	359	360	362	-	407	408	410	-	458	459	461	-	513	514	516	-											
		TotalPower	11,301	11,289	11,265	-	12,733	12,722	12,697	-	14,332	14,320	14,296	-	16,062	16,050	16,026	-	17,995	17,983	17,959	-	20,262	20,251	20,227	-											
		Capacity	175,490	177,961	183,189	191,174	173,923	176,395	181,623	189,608	169,354	171,826	177,053	185,038	161,492	163,964	169,191	177,176	151,884	154,356	159,583	167,568	143,113	145,584	150,812	158,797											
		S/T	0.71	0.64	0.51	0.37	0.72	0.64	0.51	0.38	0.74	0.67	0.54	0.40	0.76	0.69	0.56	0.42	1.00	0.71	0.58	0.44	1.00	0.76	0.63	0.49											
4500		Evap dT	24.56	22.66	19.10	15.41	24.51	22.60	19.05	15.36	24.78	22.87	19.31	15.63	24.49	22.58	19.03	15.34	24.23	22.33	18.77	15.09	25.43	23.52	19.96	16.28											
		Pr Suc	111	113	116	120	118	120	122	127	124	125	128	133	129	130	133	138	134	135	138	143	140	142	144	149											
		Pr Dis	268	269	271	275	310	311	313	318	354	355	357	362	402	403	405	409	453	454	456	461	508	509	511	515											
		TotalPower	11,137	11,126	11,102	11,211	12,569	12,558	12,534	12,643	14,168	14,157	14,132	14,242	15,898	15,887	15,862	15,972	17,831	17,820	17,795	17,905	20,099	20,088	20,063	20,173											
		Capacity	177,392	179,864	185,091	193,076	175,826	178,297	183,525	191,510	171,256	173,728	178,955	186,940	163,394	165,866	171,093	179,078	153,786	156,258	161,485	169,470	145,015	147,487	152,714	160,699											
		S/T	0.75	0.68	0.55	0.42	0.76	0.69	0.56	0.42	0.78	0.71	0.58	0.45	0.80	0.73	0.60	0.47	1.00	0.75	0.62	0.49	1.00	0.80	0.67	0.54											
75		Evap dT	23.64	21.74	18.18	14.49	23.59	21.68	18.13	14.44	23.86	21.95	18.39	14.71	23.57	21.66	18.11	14.42	23.32	21.41	17.85	14.17	24.51	22.60	19.05	15.36											
		Pr Suc	113	114	117	122	119	121	124	128	125	127	130	134	130	132	135	139	135	137	140	144	141	143	146	150											
		Pr Dis	270	271	273	277	312	313	315	319	356	357	359	364	403	405	406	411	455	456	458	462	509	511	512	517											
		TotalPower	11,197	11,185	11,161	11,270	12,629	12,617	12,593	12,703	14,227	14,216	14,192	14,301	15,957	15,946	15,922	16,031	17,890	17,879	17,855	17,964	20,158	20,147	20,122	20,232											
		Capacity	182,006	184,478	189,705	197,690	180,440	182,911	188,139	196,124	175,870	178,342	183,569	191,554	168,008	170,480	175,707	183,692	158,400	160,872	166,099	174,084	149,629	152,100	157,328	165,313											
		S/T	0.79	0.72	0.59	0.46	0.80	0.73	0.60	0.46	0.82	0.75	0.62	0.49	1.00	0.77	0.64	0.51	1.00	0.79	0.66	0.53	1.00	0.84	0.71	0.58											
6000		Evap dT	22.16	20.26	16.70	13.01	22.11	20.21	16.65	12.96	22.38	20.47	16.92	13.23	22.09	20.19	16.63	12.94	21.84	19.93	16.37	12.69	23.03	21.12	17.57	13.88											
		Pr Suc	116	117	120	125	122	124	127	131	128	130	133	137	133	135	138	142	138	140	142	147	144	146	149	153											
		Pr Dis	273	274	276	281	315	316	318	323	359	361	362	367	407	408	410	415	458	459	461	466	513	514	516	521											
		TotalPower	11,291	11,280	11,256	11,365	12,724	12,712	12,688	12,797	14,322	14,311	14,287	14,396	16,052	16,041	16,017	16,126	17,985	17,974	17,950	18,059	20,253	20,242	20,217	20,327											

IDB: Entering Indoor Dry Bulb Temperature Shaded area reflects ACCA (TVA) conditions High and low pressures are measured at the liquid and suction access fittings.

IDB		Outdoor Ambient Temperature																																																
		65						75						85						95						105						115																		
		Airflow				Entering Indoor Wet Bulb Temperature				Entering Indoor Wet Bulb Temperature				Entering Indoor Wet Bulb Temperature				Entering Indoor Wet Bulb Temperature				Entering Indoor Wet Bulb Temperature				Entering Indoor Wet Bulb Temperature				Entering Indoor Wet Bulb Temperature																				
Capacity	S/T	Evap dT	Pr Suc	Pr Dis	TotalPower	59	63	67	71	59	63	67	71	59	63	67	71	59	63	67	71	59	63	67	71	59	63	67	71	59	63	67	71																	
4500	Capacity	176,396	178,868	184,096	192,080	174,830	177,302	182,529	190,514	170,261	172,732	177,960	185,945	162,399	164,870	170,098	178,083	152,791	155,262	160,490	168,475	144,019	146,491	151,718	159,703	100	0.87	0.76	0.63	0.49	0.83	0.76	0.63	0.50	1.00	0.79	0.66	0.52	1.00	0.80	0.68	0.54	1.00	0.83	0.70	0.56	1.00	0.87	0.75	0.61
	S/T	28.78	26.87	23.32	19.63	28.73	26.82	23.26	19.58	28.99	27.09	23.53	19.85	28.71	26.80	23.24	19.56	28.45	26.55	22.99	19.30	29.65	27.74	24.18	20.50	1.00	0.87	0.76	0.63	0.49	0.83	0.76	0.63	0.50	1.00	0.79	0.66	0.52	1.00	0.80	0.68	0.54	1.00	0.83	0.70	0.56	1.00	0.87	0.75	0.61
	Evap dT	112	113	116	121	119	120	123	128	125	126	129	133	130	131	134	138	134	136	139	143	141	142	145	150	1.00	0.87	0.76	0.63	0.49	0.83	0.76	0.63	0.50	1.00	0.79	0.66	0.52	1.00	0.80	0.68	0.54	1.00	0.83	0.70	0.56	1.00	0.87	0.75	0.61
	Pr Suc	268	269	271	276	310	312	313	318	355	356	358	362	402	403	405	410	453	454	456	461	508	509	511	516	1.00	0.87	0.76	0.63	0.49	0.83	0.76	0.63	0.50	1.00	0.79	0.66	0.52	1.00	0.80	0.68	0.54	1.00	0.83	0.70	0.56	1.00	0.87	0.75	0.61
	Pr Dis	11,145	11,134	11,109	11,219	12,577	12,566	12,541	12,651	14,176	14,164	14,140	14,249	15,906	15,894	15,870	15,979	17,839	17,827	17,803	17,912	20,106	20,095	20,071	20,180	1.00	0.87	0.76	0.63	0.49	0.83	0.76	0.63	0.50	1.00	0.79	0.66	0.52	1.00	0.80	0.68	0.54	1.00	0.83	0.70	0.56	1.00	0.87	0.75	0.61
TotalPower	178,299	180,770	185,998	193,983	176,732	179,204	184,431	192,416	172,163	174,634	179,862	187,847	164,301	166,773	172,000	179,985	154,693	157,164	162,392	170,377	145,921	148,393	153,621	161,606	1.00	0.87	0.76	0.63	0.49	0.83	0.76	0.63	0.50	1.00	0.79	0.66	0.52	1.00	0.80	0.68	0.54	1.00	0.83	0.70	0.56	1.00	0.87	0.75	0.61	
80	Capacity	0.87	0.80	0.67	0.54	0.88	0.81	0.68	0.54	1.00	0.83	0.70	0.57	1.00	0.85	0.72	0.58	1.00	0.87	0.74	0.61	1.00	0.92	0.79	0.65	1.00	0.87	0.76	0.63	0.49	0.83	0.76	0.63	0.50	1.00	0.79	0.66	0.52	1.00	0.80	0.68	0.54	1.00	0.83	0.70	0.56	1.00	0.87	0.75	0.61
	S/T	27.86	25.95	22.40	18.71	27.81	25.90	22.34	18.66	28.08	26.17	22.61	18.93	27.79	25.88	22.32	18.64	27.53	25.63	22.07	18.38	28.73	26.82	23.26	19.58	1.00	0.87	0.76	0.63	0.49	0.83	0.76	0.63	0.50	1.00	0.79	0.66	0.52	1.00	0.80	0.68	0.54	1.00	0.83	0.70	0.56	1.00	0.87	0.75	0.61
	Evap dT	113	115	117	122	120	121	124	129	126	127	130	135	131	132	135	140	136	137	140	145	142	143	146	151	1.00	0.87	0.76	0.63	0.49	0.83	0.76	0.63	0.50	1.00	0.79	0.66	0.52	1.00	0.80	0.68	0.54	1.00	0.83	0.70	0.56	1.00	0.87	0.75	0.61
	Pr Suc	270	271	273	278	312	313	315	320	356	358	359	364	404	405	407	412	455	456	458	463	510	511	513	518	1.00	0.87	0.76	0.63	0.49	0.83	0.76	0.63	0.50	1.00	0.79	0.66	0.52	1.00	0.80	0.68	0.54	1.00	0.83	0.70	0.56	1.00	0.87	0.75	0.61
	Pr Dis	11,204	11,193	11,168	11,278	12,636	12,625	12,601	12,710	14,235	14,224	14,199	14,309	15,965	15,954	15,929	16,039	17,898	17,887	17,862	17,972	20,166	20,154	20,130	20,240	1.00	0.87	0.76	0.63	0.49	0.83	0.76	0.63	0.50	1.00	0.79	0.66	0.52	1.00	0.80	0.68	0.54	1.00	0.83	0.70	0.56	1.00	0.87	0.75	0.61
TotalPower	182,913	185,384	190,612	198,597	181,346	183,818	189,045	197,030	176,777	179,248	184,476	192,461	168,915	171,387	176,614	184,599	159,307	161,778	167,006	174,991	150,535	153,007	158,235	166,219	1.00	0.87	0.76	0.63	0.49	0.83	0.76	0.63	0.50	1.00	0.79	0.66	0.52	1.00	0.80	0.68	0.54	1.00	0.83	0.70	0.56	1.00	0.87	0.75	0.61	
6000	Capacity	0.91	0.84	0.71	0.58	1.00	0.85	0.72	0.58	1.00	0.87	0.74	0.61	1.00	0.89	0.76	0.63	1.00	0.91	0.78	0.65	1.00	1.00	0.83	0.70	1.00	0.87	0.76	0.63	0.49	0.83	0.76	0.63	0.50	1.00	0.79	0.66	0.52	1.00	0.80	0.68	0.54	1.00	0.83	0.70	0.56	1.00	0.87	0.75	0.61
	S/T	26.38	24.48	20.92	17.23	26.33	24.42	20.87	17.18	26.60	24.69	21.13	17.45	26.31	24.40	20.85	17.16	26.06	24.15	20.59	16.91	27.25	25.34	21.79	18.10	1.00	0.87	0.76	0.63	0.49	0.83	0.76	0.63	0.50	1.00	0.79	0.66	0.52	1.00	0.80	0.68	0.54	1.00	0.83	0.70	0.56	1.00	0.87	0.75	0.61
	Evap dT	116	118	120	125	123	124	127	132	129	130	133	138	134	135	138	143	139	140	143	148	145	146	149	154	1.00	0.87	0.76	0.63	0.49	0.83	0.76	0.63	0.50	1.00	0.79	0.66	0.52	1.00	0.80	0.68	0.54	1.00	0.83	0.70	0.56	1.00	0.87	0.75	0.61
	Pr Suc	274	275	277	281	316	317	319	323	360	361	363	368	407	409	410	415	459	460	462	466	513	515	516	521	1.00	0.87	0.76	0.63	0.49	0.83	0.76	0.63	0.50	1.00	0.79	0.66	0.52	1.00	0.80	0.68	0.54	1.00	0.83	0.70	0.56	1.00	0.87	0.75	0.61
	Pr Dis	11,299	11,288	11,263	11,373	12,731	12,720	12,695	12,805	14,330	14,319	14,294	14,404	16,060	16,049	16,024	16,134	17,993	17,982	17,957	18,067	20,261	20,249	20,225	20,334	1.00	0.87	0.76	0.63	0.49	0.83	0.76	0.63	0.50	1.00	0.79	0.66	0.52	1.00	0.80	0.68	0.54	1.00	0.83	0.70	0.56	1.00	0.87	0.75	0.61
TotalPower	179,345	181,817	187,044	195,029	177,779	180,250	185,478	193,463	173,209	175,681	180,908	188,893	165,347	167,819	173,046	181,031	155,739	158,211	163,438	171,423	146,968	149,439	154,667	162,652	1.00	0.87	0.76	0.63	0.49	0.83	0.76	0.63	0.50	1.00	0.79	0.66	0.52	1.00	0.80	0.68	0.54	1.00	0.83	0.70	0.56	1.00	0.87	0.75	0.61	
4500	Capacity	1.00	0.85	0.72	0.59	1.00	0.88	0.75	0.62	1.00	0.90	0.77	0.64	1.00	0.90	0.77	0.64	1.00	0.90	0.77	0.64	1.00	1.00	0.83	0.70	1.00	0.87	0.76	0.63	0.49	0.83	0.76	0.63	0.50	1.00	0.79	0.66	0.52	1.00	0.80	0.68	0.54	1.00	0.83	0.70	0.56	1.00	0.87	0.75	0.61
	S/T	32.52	30.61	27.06	23.37	32.47	30.56	27.00	23.32	32.74	30.83	27.27	23.59	32.45	30.54	26.98	23.30	32.19	30.29	26.73	23.04	33.39	31.48	27.92	24.24	1.00	0.87	0.76	0.63	0.49	0.83	0.76	0.63	0.50	1.00	0.79	0.66	0.52	1.00	0.80	0.68	0.54	1.00	0.83	0.70	0.56	1.00	0.87	0.75	0.61
	Evap dT	114	115	118	122	120	122	125	129	126	128	130	135	131	133	135	140	136	138	140	145	142	144	146	151	1.00	0.87	0.76	0.63	0.49	0.83	0.76	0.63	0.50	1.00	0.79	0.66	0.52	1.00	0.80	0.68	0.54	1.00	0.83	0.70	0.56	1.00	0.87	0.75	0.61
	Pr Suc	269	271	273	277	312	313	315	319	356	357	359	363	403	404	406	411	455	456	458	462	509	510	512	517	1.00	0.87	0.76	0.63	0.49	0.83	0.76	0.63	0.50	1.00	0.79	0.66	0.52	1.00	0.80	0.68	0.54	1.00	0.83	0.70	0.56	1.00	0.87	0.75	0.61
	Pr Dis	11,172	11,161	11,136	11,246	12,604	12,593	12,569	12,678	14,203	14,192	14,167	14,277	15,933	15,922	15,897	16,007	17,866	17,855	17,830	17,																													

IDB		Outdoor Ambient Temperature																																			
		65						75						85						95						105						115					
		59	63	67	71	59	63	67	71	59	63	67	71	59	63	67	71	59	63	67	71	59	63	67	71	59	63	67	71								
		Entering Indoor Wet Bulb Temperature																																			
Capacity		235,203	238,509	245,499	-	233,109	236,414	243,404	-	226,999	230,304	237,294	-	216,486	219,791	226,781	-	203,638	206,943	213,933	-	191,909	195,214	202,204	-	191,909	195,214	202,204	-								
S/T		0.60	0.53	0.40	-	0.61	0.54	0.41	-	0.63	0.56	0.43	-	0.65	0.58	0.45	-	1.00	0.60	0.47	-	1.00	0.65	0.52	-	1.00	0.65	0.52	-								
Evap dT		20.60	18.64	15.00	-	20.54	18.59	14.95	-	20.82	18.87	15.22	-	20.52	18.57	14.93	-	20.26	18.31	14.66	-	21.49	19.53	15.89	-	21.49	19.53	15.89	-								
Pr Suc		120	121	124	-	127	129	132	-	133	135	138	-	139	140	143	-	144	145	149	-	151	152	155	-	151	152	155	-								
Pr Dis		264	265	267	-	305	306	308	-	348	350	351	-	395	396	398	-	446	447	449	-	499	501	502	-	499	501	502	-								
TotalPower		15,451	15,437	15,407	-	17,204	17,190	17,160	-	19,161	19,147	19,117	-	21,278	21,264	21,234	-	23,644	23,630	23,600	-	26,419	26,405	26,375	-	26,419	26,405	26,375	-								
Capacity		237,074	240,379	247,369	-	234,979	238,284	245,274	-	228,869	232,174	239,164	-	218,356	221,661	228,651	-	205,508	208,813	215,803	-	193,779	197,084	204,074	-	193,779	197,084	204,074	-								
S/T		0.63	0.56	0.43	-	0.64	0.57	0.44	-	0.66	0.59	0.46	-	0.68	0.61	0.48	-	1.00	0.63	0.50	-	1.00	0.68	0.55	-	1.00	0.68	0.55	-								
Evap dT		19.93	17.98	14.34	-	19.88	17.93	14.28	-	20.15	18.20	14.56	-	19.86	17.91	14.26	-	19.60	17.65	14.00	-	20.82	18.87	15.22	-	20.82	18.87	15.22	-								
Pr Suc		121	122	125	-	128	130	133	-	134	136	139	-	140	141	144	-	145	147	150	-	152	153	156	-	152	153	156	-								
Pr Dis		265	266	268	-	306	307	309	-	350	351	353	-	397	398	399	-	447	448	450	-	501	502	504	-	501	502	504	-								
TotalPower		15,502	15,489	15,459	-	17,255	17,241	17,211	-	19,212	19,198	19,168	-	21,329	21,315	21,285	-	23,695	23,681	23,651	-	26,470	26,456	26,427	-	26,470	26,456	26,427	-								
Capacity		244,645	247,950	254,940	-	242,550	245,855	252,845	-	236,440	239,745	246,735	-	225,927	229,232	236,222	-	213,079	216,384	223,374	-	201,350	204,655	211,645	-	201,350	204,655	211,645	-								
S/T		0.67	0.60	0.47	-	0.68	0.61	0.48	-	0.70	0.63	0.50	-	1.00	0.65	0.52	-	1.00	0.67	0.54	-	1.00	0.72	0.59	-	1.00	0.72	0.59	-								
Evap dT		18.16	16.21	12.56	-	18.10	16.15	12.51	-	18.38	16.43	12.78	-	18.08	16.13	12.49	-	17.82	15.87	12.23	-	19.05	17.09	13.45	-	19.05	17.09	13.45	-								
Pr Suc		125	126	129	-	132	133	136	-	138	140	143	-	144	145	148	-	149	150	153	-	156	157	160	-	156	157	160	-								
Pr Dis		269	270	272	-	310	312	313	-	354	355	357	-	401	402	404	-	451	452	454	-	505	506	508	-	505	506	508	-								
TotalPower		15,638	15,625	15,595	-	17,391	17,377	17,347	-	19,348	19,334	19,304	-	21,465	21,451	21,421	-	23,831	23,817	23,787	-	26,606	26,593	26,563	-	26,606	26,593	26,563	-								

IDB		Outdoor Ambient Temperature																																			
		65						75						85						95						105						115					
		59	63	67	71	59	63	67	71	59	63	67	71	59	63	67	71	59	63	67	71	59	63	67	71	59	63	67	71								
		Entering Indoor Wet Bulb Temperature																																			
Capacity		235,340	238,645	245,635	256,313	233,245	236,550	243,541	254,218	227,135	230,440	237,430	248,108	216,622	219,927	226,917	237,595	203,774	207,079	214,069	224,747	192,045	195,350	202,340	213,018	192,045	195,350	202,340	213,018								
S/T		0.72	0.65	0.52	0.39	0.73	0.66	0.53	0.39	1.00	0.68	0.55	0.42	1.00	0.70	0.57	0.44	1.00	0.72	0.59	0.46	1.00	0.77	0.64	0.51	1.00	0.77	0.64	0.51								
Evap dT		24.89	22.94	19.29	15.51	24.84	22.88	19.24	15.46	25.11	23.16	19.51	15.74	24.82	22.86	19.22	15.44	24.56	22.60	18.96	15.18	25.78	23.83	20.18	16.40	25.78	23.83	20.18	16.40								
Pr Suc		120	121	124	129	127	129	132	137	133	135	138	143	139	140	143	148	144	146	149	154	151	152	155	160	151	152	155	160								
Pr Dis		264	265	267	271	305	306	308	313	349	350	352	356	395	397	398	403	446	447	449	453	500	501	503	507	500	501	503	507								
TotalPower		15,440	15,426	15,396	15,530	17,193	17,179	17,149	17,283	19,149	19,135	19,105	19,240	21,267	21,253	21,223	21,357	23,632	23,619	23,589	23,723	26,408	26,394	26,364	26,498	26,408	26,394	26,364	26,498								
Capacity		237,210	240,515	247,505	258,183	235,115	238,420	245,411	256,088	229,005	232,310	239,300	249,978	218,492	221,797	228,787	239,465	205,644	208,949	215,939	226,617	193,915	197,220	204,210	214,888	193,915	197,220	204,210	214,888								
S/T		0.75	0.68	0.55	0.42	0.76	0.69	0.56	0.42	1.00	0.71	0.58	0.45	1.00	0.73	0.60	0.47	1.00	0.75	0.62	0.49	1.00	0.80	0.67	0.54	1.00	0.80	0.67	0.54								
Evap dT		24.23	22.27	18.63	14.85	24.17	22.22	18.58	14.80	24.45	22.50	18.85	15.07	24.15	22.20	18.55	14.78	23.89	21.94	18.29	14.52	25.11	23.16	19.52	15.74	25.11	23.16	19.52	15.74								
Pr Suc		121	122	125	130	128	130	133	138	134	136	139	144	140	141	144	149	145	147	150	155	152	153	156	161	152	153	156	161								
Pr Dis		265	266	268	273	307	308	310	314	350	351	353	358	397	398	400	404	447	448	450	455	501	502	504	509	501	502	504	509								
TotalPower		15,491	15,477	15,447	15,581	17,244	17,230	17,200	17,334	19,200	19,187	19,157	19,291	21,318	21,304	21,274	21,408	23,683	23,670	23,640	23,774	26,459	26,445	26,415	26,549	26,459	26,445	26,415	26,549								
Capacity		244,781	248,086	255,076	265,754	242,686	245,991	252,982	263,659	256,576	259,881	266,871	275,549	226,063	229,368	236,359	247,036	213,215	216,520	223,511	234,188	201,486	204,791	211,781	222,459	201,486	204,791	211,781	222,459								
S/T		0.80	0.72	0.60	0.46	0.80	0.73	0.60	0.47	1.00	0.75	0.63	0.49	1.00	0.77	0.64	0.51	1.00	0.79	0.66	0.53	1.00	1.00	0.71	0.58	1.00	1.00	0.71	0.58								
Evap dT		22.45	20.50	16.85	13.08	22.40	20.45	16.80	13.02	22.67	20.72	17.07	13.30	22.38	20.42	16.78	13.00	22.12	20.16	16.52	12.74	23.34	21.39	17.74	13.96	23.34	21.39	17.74	13.96								
Pr Suc		125	126	129	134	132	133	136	142	138	140	143	148	144	145	148	153	149	150	153	159	156	157	160	165	156	157	160	165								
Pr Dis		269	270	272	277	311	312	314	318	354	355	357	362	401	402	404	408	451	452	454	459	505	506	508	513	505	506	508	513								
TotalPower		15,627	15,613	15,583	15,717	17,380	17,366	17,336	17,470	19,336	19,323	19,293	19,427	21,454	21,440	21,410	21,544	23,819	23,806	23,776	23,910	26,595	26,581	26,551	26,685	26,595	26,581	26,551	26,685								

IDB: Entering Indoor Dry Bulb Temperature Shaded area reflects ACCA (TVA) conditions High and low pressures are measured at the liquid and suction access fittings.

IDB	Airflow	Outdoor Ambient Temperature																							
		65				75				85				95				105				115			
		59	63	67	71	59	63	67	71	59	63	67	71	59	63	67	71	59	63	67	71	59	63	67	71
6000	Capacity	236,552	239,857	246,847	257,525	234,457	237,763	244,753	255,430	228,347	231,652	238,642	249,320	217,834	221,139	228,130	238,807	204,986	208,291	215,282	225,959	193,257	196,562	203,552	214,230
	S/T	0.84	0.77	0.64	0.51	1.00	0.78	0.65	0.51	1.00	0.80	0.67	0.54	1.00	0.82	0.69	0.55	1.00	1.00	0.71	0.58	1.00	1.00	0.76	0.62
	Evap dT	29.21	27.26	23.61	19.84	29.16	27.21	23.56	19.78	29.43	27.48	23.84	20.06	29.14	27.19	23.54	19.76	28.88	26.93	23.28	19.50	30.10	28.15	24.50	20.73
	Pr Suc	120	122	125	130	128	129	132	137	134	135	138	144	139	141	144	149	145	146	149	154	151	153	156	161
	Pr Dis	264	265	267	272	306	307	309	313	349	350	352	357	396	397	399	403	446	447	449	454	500	501	503	508
	TotalPower	15,449	15,435	15,405	15,539	17,202	17,188	17,158	17,292	19,158	19,145	19,115	19,249	21,276	21,262	21,232	21,366	23,642	23,628	23,598	23,732	26,417	26,403	26,373	26,507
80	Capacity	238,422	241,727	248,717	259,395	236,328	239,633	246,623	257,300	230,217	233,522	240,512	251,190	219,704	223,009	230,000	240,677	206,856	210,161	217,152	227,829	195,127	198,432	205,423	216,100
	S/T	0.87	0.80	0.67	0.54	1.00	0.81	0.68	0.54	1.00	0.83	0.70	0.57	1.00	0.85	0.72	0.58	1.00	1.00	0.74	0.61	1.00	1.00	0.79	0.65
	Evap dT	28.55	26.60	22.95	19.17	28.50	26.54	22.90	19.12	28.77	26.82	23.17	19.39	28.48	26.52	22.88	19.10	28.21	26.26	22.62	18.84	29.44	27.48	23.84	20.06
	Pr Suc	121	123	126	131	129	130	133	138	135	136	139	145	140	142	145	150	146	147	150	155	152	154	157	162
	Pr Dis	266	267	269	273	307	308	310	315	350	352	353	358	397	398	400	405	448	449	451	455	501	503	504	509
	TotalPower	15,500	15,486	15,456	15,590	17,253	17,239	17,209	17,343	19,210	19,196	19,166	19,300	21,327	21,313	21,283	21,417	23,693	23,679	23,649	23,783	26,468	26,454	26,424	26,558
8000	Capacity	245,993	249,298	256,289	266,966	243,899	247,204	254,194	264,871	237,788	241,093	248,084	258,761	227,276	230,581	237,571	248,248	214,428	217,733	224,723	235,400	202,698	206,003	212,994	223,671
	S/T	1.00	0.84	0.71	0.58	1.00	0.85	0.72	0.59	1.00	0.87	0.74	0.61	1.00	1.00	0.76	0.63	1.00	1.00	0.78	0.65	1.00	1.00	0.83	0.70
	Evap dT	26.77	24.82	21.18	17.40	26.72	24.77	21.12	17.34	26.99	25.04	21.40	17.62	26.70	24.75	21.10	17.32	26.44	24.49	20.84	17.06	27.66	25.71	22.06	18.29
	Pr Suc	125	127	130	135	133	134	137	142	139	140	143	148	144	146	149	154	149	151	154	159	156	158	161	166
	Pr Dis	270	271	273	277	311	312	314	319	355	356	358	362	401	402	404	409	452	453	455	459	506	507	509	513
	TotalPower	15,636	15,622	15,592	15,727	17,389	17,375	17,345	17,479	19,346	19,332	19,302	19,436	21,463	21,449	21,419	21,553	23,829	23,815	23,785	23,919	26,604	26,590	26,560	26,694
6000	Capacity	240,495	243,800	250,790	261,468	238,400	241,705	248,696	259,373	232,290	235,595	242,585	253,263	221,777	225,082	232,072	242,750	208,929	212,234	219,224	229,902	197,200	200,505	207,495	218,173
	S/T	1.00	0.87	0.74	0.60	1.00	0.87	0.74	0.61	1.00	1.00	0.77	0.63	1.00	1.00	0.79	0.65	1.00	1.00	0.81	0.67	1.00	1.00	0.86	0.72
	Evap dT	33.05	31.09	27.45	23.67	32.99	31.04	27.39	23.62	33.27	31.31	27.67	23.89	32.97	31.02	27.37	23.60	32.71	30.76	27.11	23.34	33.93	31.98	28.34	24.56
	Pr Suc	122	124	127	132	129	131	134	139	136	137	140	145	141	143	146	151	146	148	151	156	153	154	157	163
	Pr Dis	266	267	269	273	307	308	310	315	350	352	353	358	397	398	400	405	448	449	451	455	501	503	504	509
	TotalPower	15,483	15,469	15,439	15,573	17,235	17,222	17,192	17,326	19,192	19,178	19,148	19,282	21,309	21,296	21,266	21,400	23,675	23,661	23,631	23,765	26,451	26,437	26,407	26,541
85	Capacity	242,365	245,670	252,660	263,338	240,270	243,575	250,566	261,243	234,160	237,465	244,455	255,133	223,647	226,952	233,942	244,620	210,799	214,104	221,094	231,772	199,070	202,375	209,365	220,043
	S/T	1.00	0.90	0.77	0.63	1.00	0.90	0.77	0.64	1.00	1.00	0.80	0.66	1.00	1.00	0.82	0.68	1.00	1.00	0.84	0.70	1.00	1.00	1.00	0.75
	Evap dT	32.38	30.43	26.78	23.01	32.33	30.38	26.73	22.95	32.60	30.65	27.01	23.23	32.31	30.36	26.71	22.93	32.05	30.10	26.45	22.67	33.27	31.32	27.67	23.90
	Pr Suc	123	125	128	133	130	132	135	140	137	138	141	146	142	144	147	152	147	149	152	157	154	155	158	164
	Pr Dis	267	268	270	274	308	309	311	316	352	353	355	359	398	400	401	406	449	450	452	456	503	504	506	510
	TotalPower	15,534	15,520	15,490	15,624	17,286	17,273	17,243	17,377	19,243	19,229	19,199	19,333	21,360	21,347	21,317	21,451	23,726	23,712	23,682	23,816	26,502	26,488	26,458	26,592
8000	Capacity	249,936	253,241	260,231	270,909	247,841	251,147	258,137	268,814	241,731	245,036	252,026	262,704	231,218	234,523	241,514	252,191	218,370	221,675	228,666	239,343	206,641	209,946	216,936	227,614
	S/T	1.00	0.94	0.81	0.68	1.00	1.00	0.82	0.68	1.00	1.00	0.84	0.70	1.00	1.00	0.86	0.72	1.00	1.00	0.88	0.74	1.00	1.00	1.00	0.79
	Evap dT	30.61	28.65	25.01	21.23	30.55	28.60	24.96	21.18	30.83	28.88	25.23	21.45	30.53	28.58	24.94	21.16	30.27	28.32	24.67	20.90	31.50	29.54	25.90	22.12
	Pr Suc	127	129	132	137	134	136	139	144	141	142	145	150	146	147	151	156	151	153	156	161	158	159	162	167
	Pr Dis	271	272	274	279	312	314	315	320	356	357	359	363	403	404	406	410	453	454	456	461	507	508	510	514
	TotalPower	15,670	15,656	15,626	15,760	17,423	17,409	17,379	17,513	19,379	19,365	19,335	19,469	21,496	21,483	21,453	21,587	23,862	23,848	23,818	23,953	26,638	26,624	26,594	26,728

High and low pressures are measured at the liquid and suction access fittings.

Shaded area reflects ACCA (TVA) conditions

IDB: Entering Indoor Dry Bulb Temperature

IDB		Outdoor Ambient Temperature																																			
		65						75						85						95						105						115					
		59	63	67	71	59	63	67	71	59	63	67	71	59	63	67	71	59	63	67	71	59	63	67	71	59	63	67	71								
		Entering Indoor Wet Bulb Temperature																																			
Capacity		296,034	300,201	309,015	-	293,393	297,560	306,374	-	285,688	289,855	298,669	-	272,433	276,600	285,414	-	256,233	260,400	269,214	-	241,444	245,611	254,425	-	226,644	230,811	239,625	-								
S/T		0.58	0.51	0.38	-	0.58	0.51	0.39	-	0.61	0.54	0.41	-	0.62	0.55	0.43	-	0.64	0.57	0.45	-	0.64	0.57	0.45	-	0.64	0.57	0.45	-								
Evap dT		20.56	18.63	15.02	-	20.51	18.58	14.97	-	20.78	18.85	15.24	-	20.49	18.56	14.95	-	20.23	18.30	14.69	-	21.44	19.51	15.90	-	21.44	19.51	15.90	-								
Pr Suc		116	117	120	-	123	124	127	-	129	130	133	-	134	136	138	-	139	141	144	-	146	147	150	-	146	147	150	-								
Pr Dis		270	271	273	-	313	314	316	-	357	359	360	-	405	407	408	-	457	458	460	-	512	514	515	-	512	514	515	-								
TotalPower		21,773	21,755	21,715	-	24,109	24,090	24,050	-	26,715	26,697	26,657	-	29,536	29,518	29,478	-	32,688	32,670	32,630	-	36,386	36,368	36,328	-	36,386	36,368	36,328	-								
Capacity		298,920	303,087	311,901	-	296,279	300,446	309,260	-	288,574	292,741	301,555	-	275,319	279,486	288,300	-	259,119	263,286	272,100	-	244,330	248,497	257,311	-	229,540	233,707	242,521	-								
S/T		0.61	0.54	0.42	-	0.62	0.55	0.42	-	0.64	0.57	0.45	-	0.66	0.59	0.47	-	0.68	0.61	0.49	-	0.68	0.61	0.49	-	0.68	0.61	0.49	-								
Evap dT		19.74	17.80	14.19	-	19.68	17.75	14.14	-	19.96	18.02	14.41	-	19.66	17.73	14.12	-	19.41	17.47	13.86	-	20.62	18.68	15.07	-	20.62	18.68	15.07	-								
Pr Suc		117	118	121	-	124	125	128	-	130	132	135	-	135	137	140	-	140	142	145	-	147	148	151	-	147	148	151	-								
Pr Dis		272	273	275	-	314	316	318	-	359	360	362	-	407	408	410	-	459	460	462	-	514	515	517	-	514	515	517	-								
TotalPower		21,859	21,840	21,801	-	24,194	24,176	24,136	-	26,801	26,783	26,743	-	29,622	29,604	29,564	-	32,774	32,755	32,715	-	36,472	36,453	36,413	-	36,472	36,453	36,413	-								
Capacity		307,364	311,531	320,345	-	304,723	308,890	317,704	-	297,019	301,186	310,000	-	283,763	287,931	296,744	-	267,564	271,731	280,545	-	252,775	256,942	265,756	-	237,986	242,153	250,967	-								
S/T		0.65	0.58	0.46	-	0.66	0.59	0.47	-	0.68	0.61	0.49	-	0.70	0.63	0.51	-	0.70	0.63	0.51	-	0.70	0.63	0.51	-	0.70	0.63	0.51	-								
Evap dT		18.14	16.20	12.59	-	18.08	16.15	12.54	-	18.36	16.42	12.81	-	18.06	16.13	12.52	-	17.81	15.87	12.26	-	19.02	17.08	13.47	-	19.02	17.08	13.47	-								
Pr Suc		120	122	125	-	127	129	132	-	134	135	138	-	139	140	143	-	144	145	148	-	150	152	155	-	150	152	155	-								
Pr Dis		276	277	279	-	318	319	321	-	363	364	366	-	411	412	414	-	463	464	466	-	518	519	521	-	518	519	521	-								
TotalPower		22,024	22,005	21,965	-	24,359	24,341	24,301	-	26,966	26,948	26,908	-	29,787	29,769	29,729	-	32,939	32,920	32,880	-	36,637	36,618	36,578	-	36,637	36,618	36,578	-								

Capacity		296,206	300,373	309,187	322,650	293,564	297,732	306,546	320,009	285,860	290,027	298,841	312,304	272,605	276,772	285,586	299,049	256,405	260,572	269,386	282,849	241,616	245,783	254,597	268,060
S/T		0.70	0.63	0.50	0.37	0.70	0.63	0.51	0.37	0.72	0.65	0.53	0.40	1.00	0.67	0.55	0.42	1.00	0.69	0.57	0.44	1.00	0.74	0.61	0.48
Evap dT		24.81	22.88	19.27	15.53	24.76	22.83	19.22	15.48	25.03	23.10	19.49	15.75	24.74	22.81	19.20	15.46	24.48	22.55	18.94	15.20	25.69	23.76	20.15	16.41
Pr Suc		116	117	120	125	123	124	127	132	129	130	133	138	134	136	139	143	139	141	144	149	146	147	150	155
Pr Dis		271	272	274	278	313	314	316	321	358	359	361	365	406	407	409	413	457	459	460	465	513	514	516	520
TotalPower		21,758	21,740	21,700	21,878	24,093	24,075	24,035	24,214	26,700	26,682	26,642	26,821	29,521	29,503	29,463	29,642	32,673	32,655	32,615	32,793	36,371	36,353	36,313	36,491
Capacity		299,092	303,259	312,073	325,536	296,450	300,618	309,431	322,895	288,746	292,913	301,727	315,190	275,491	279,658	288,472	301,935	259,291	263,458	272,272	285,735	244,502	248,669	257,483	270,946
S/T		0.73	0.66	0.54	0.41	0.74	0.67	0.54	0.41	0.76	0.69	0.57	0.43	1.00	0.71	0.58	0.45	1.00	0.73	0.60	0.47	1.00	0.78	0.65	0.52
Evap dT		23.99	22.05	18.44	14.70	23.93	22.00	18.39	14.65	24.21	22.27	18.66	14.92	23.91	21.98	18.37	14.63	23.66	21.72	18.11	14.37	24.87	22.93	19.32	15.58
Pr Suc		117	118	121	126	124	125	128	133	130	132	135	139	135	137	140	145	141	142	145	150	147	148	151	156
Pr Dis		272	273	275	280	315	316	318	323	359	360	362	367	407	408	410	415	459	460	462	467	514	515	517	522
TotalPower		21,844	21,825	21,785	21,964	24,179	24,161	24,121	24,299	26,786	26,767	26,727	26,906	29,607	29,588	29,548	29,727	32,759	32,740	32,700	32,879	36,456	36,438	36,398	36,577
Capacity		307,536	311,703	320,517	333,980	304,895	309,062	317,876	331,339	297,191	301,358	310,172	323,635	283,935	288,103	296,916	310,379	267,736	271,903	280,717	294,180	252,947	257,114	265,928	279,391
S/T		0.77	0.70	0.58	0.45	0.78	0.71	0.58	0.45	1.00	0.73	0.61	0.48	1.00	0.75	0.63	0.49	1.00	0.77	0.65	0.51	1.00	0.82	0.69	0.56
Evap dT		22.39	20.45	16.84	13.11	22.34	20.40	16.79	13.05	22.61	20.67	17.06	13.32	22.32	20.38	16.77	13.03	22.06	20.12	16.51	12.77	23.27	21.33	17.72	13.98
Pr Suc		120	122	125	130	127	129	132	137	134	135	138	143	139	140	143	148	144	145	148	153	150	152	155	160
Pr Dis		276	277	279	284	319	320	322	326	363	364	366	371	411	412	414	419	463	464	466	471	518	519	521	526
TotalPower		22,009	21,990	21,950	22,129	24,344	24,326	24,286	24,464	26,951	26,932	26,892	27,071	29,772	29,753	29,713	29,892	32,924	32,905	32,865	33,044	36,621	36,603	36,563	36,742

IDB: Entering Indoor Dry Bulb Temperature Shaded area reflects ACCA (TVA) conditions High and low pressures are measured at the liquid and suction access fittings.

IDB	Airflow	Outdoor Ambient Temperature																								
		65			75			85			95			105			115									
		59	63	71	59	63	71	59	63	71	59	63	71	59	63	71	59	63	71							
7500	Capacity	297,734	301,901	310,715	324,178	295,093	299,260	308,074	321,537	287,389	291,556	300,370	313,833	274,133	278,301	287,114	300,577	257,934	262,101	270,915	284,378	243,145	247,312	256,126	269,589	
	S/T	0.81	0.74	0.62	0.48	1.00	0.75	0.62	0.49	1.00	0.77	0.64	0.51	1.00	0.79	0.66	0.53	1.00	0.81	0.68	0.55	1.00	1.00	1.00	0.73	0.60
	Evap dT	29.09	27.16	23.55	19.81	29.04	27.11	23.50	19.76	29.31	27.38	23.77	20.03	29.02	27.09	23.48	19.74	28.76	26.83	23.22	19.48	29.97	28.04	24.43	20.69	
	Pr Suc	116	118	121	126	123	125	128	133	129	131	134	139	135	136	139	144	140	141	141	144	146	148	151	155	
	Pr Dis	271	272	274	279	314	315	317	321	358	359	361	366	406	407	409	414	458	459	461	466	513	514	516	521	
	TotalPower	21,770	21,752	21,712	21,891	24,106	24,087	24,047	24,226	26,712	26,694	26,654	26,833	29,533	29,515	29,475	29,654	32,685	32,667	32,627	32,806	36,383	36,365	36,325	36,504	
	Capacity	300,620	304,787	313,601	327,064	297,979	302,146	310,960	324,423	290,275	294,442	303,256	316,719	277,019	281,187	290,000	303,463	260,820	264,987	273,801	287,264	246,031	250,198	259,012	272,475	
	S/T	0.85	0.78	0.65	0.52	1.00	0.78	0.66	0.53	1.00	0.81	0.68	0.55	1.00	0.83	0.70	0.57	1.00	0.85	0.72	0.59	1.00	1.00	1.00	0.77	0.64
	Evap dT	28.27	26.33	22.72	18.98	28.21	26.28	22.67	18.93	28.49	26.55	22.94	19.20	28.19	26.26	22.65	18.91	27.94	26.00	22.39	18.65	29.15	27.21	23.60	19.86	
	Pr Suc	118	119	122	127	125	126	129	134	131	132	135	140	136	137	140	145	141	142	145	150	147	149	152	157	
Pr Dis	273	274	276	280	315	316	318	323	360	361	363	368	408	409	411	416	460	461	463	467	515	516	518	523		
TotalPower	21,856	21,838	21,798	21,976	24,191	24,173	24,133	24,312	26,798	26,780	26,740	26,918	29,619	29,601	29,561	29,739	32,771	32,753	32,713	32,891	36,469	36,450	36,410	36,589		
Capacity	309,065	313,232	322,046	335,509	306,423	310,591	319,404	332,868	298,719	302,886	311,700	325,163	285,464	289,631	298,445	311,908	269,260	274,431	282,245	295,708	254,475	258,642	267,456	280,919		
S/T	0.89	0.82	0.69	0.56	1.00	0.82	0.70	0.57	1.00	0.85	0.72	0.59	1.00	0.87	0.74	0.61	1.00	1.00	0.76	0.63	1.00	1.00	1.00	0.81	0.68	
Evap dT	26.67	24.73	21.12	17.38	26.61	24.68	21.07	17.33	26.89	24.95	21.34	17.60	26.59	24.66	21.05	17.31	26.34	24.40	20.79	17.05	27.55	25.61	22.00	18.26		
Pr Suc	121	122	125	130	128	129	132	137	134	135	138	143	139	141	144	149	144	146	149	154	151	152	155	160		
Pr Dis	276	278	280	284	319	320	322	327	364	365	367	371	412	413	415	419	463	465	466	471	519	520	522	526		
TotalPower	22,021	22,003	21,963	22,141	24,356	24,338	24,298	24,477	26,963	26,945	26,905	27,083	29,784	29,766	29,726	29,904	32,936	32,917	32,878	33,056	36,634	36,615	36,575	36,754		
7500	Capacity	302,705	306,873	315,686	329,149	300,064	304,232	313,045	326,508	292,360	296,527	305,341	318,804	279,105	283,272	292,086	305,549	262,905	267,072	275,886	289,349	248,116	252,283	261,097	274,560	
	S/T	1.00	0.83	0.71	0.58	1.00	0.84	0.72	0.58	1.00	0.86	0.74	0.61	1.00	1.00	0.76	0.62	1.00	1.00	0.78	0.64	1.00	1.00	0.82	0.69	
	Evap dT	32.89	30.95	27.35	23.61	32.84	30.90	27.29	23.55	33.11	31.17	27.56	23.82	32.82	30.88	27.27	23.53	32.56	30.62	27.01	23.27	33.77	31.83	28.22	24.48	
	Pr Suc	118	119	122	127	125	126	129	134	131	133	136	140	136	138	141	146	142	143	146	151	148	149	152	157	
	Pr Dis	272	273	275	280	315	316	318	323	359	361	362	367	407	409	410	415	459	460	462	467	514	516	517	522	
	TotalPower	21,815	21,797	21,757	21,935	24,150	24,132	24,092	24,271	26,757	26,739	26,699	26,877	29,578	29,560	29,520	29,698	32,730	32,712	32,672	32,850	36,428	36,409	36,370	36,548	
	Capacity	305,591	309,759	318,572	332,035	302,950	307,118	315,931	329,394	295,246	299,413	308,227	321,690	281,991	286,158	294,972	308,435	265,791	269,958	278,772	292,235	251,002	255,169	263,983	277,446	
	S/T	1.00	0.87	0.75	0.62	1.00	0.88	0.75	0.62	1.00	0.90	0.78	0.64	1.00	1.00	0.79	0.66	1.00	1.00	0.81	0.68	1.000	1.000	0.861	0.730	
	Evap dT	32.06	30.13	26.52	22.78	32.01	30.08	26.47	22.73	32.28	30.35	26.74	23.00	31.99	30.06	26.45	22.71	31.73	29.80	26.19	22.45	32.94	31.01	27.40	23.66	
	Pr Suc	119	121	124	129	126	128	131	136	132	134	137	142	138	139	142	147	143	144	147	152	149	151	153	158	
Pr Dis	274	275	277	282	317	318	320	324	361	362	364	369	409	410	412	417	461	462	464	469	516	517	519	524		
TotalPower	21,901	21,882	21,842	22,021	24,236	24,218	24,178	24,356	26,843	26,824	26,784	26,963	29,664	29,645	29,605	29,784	32,816	32,797	32,757	32,936	36,513	36,495	36,455	36,634		
Capacity	314,036	318,203	327,017	340,480	311,395	315,562	324,376	337,839	303,690	307,858	316,671	330,134	290,435	294,602	303,416	316,879	274,236	278,403	287,217	300,680	259,447	263,614	272,428	285,891		
S/T	1.00	0.91	0.79	0.66	1.00	0.92	0.79	0.66	1.00	1.00	0.82	0.68	1.00	1.00	0.83	0.70	1.00	1.00	0.85	0.72	1.00	1.00	0.90	0.77		
Evap dT	30.46	28.53	24.92	21.18	30.41	28.48	24.87	21.13	30.68	28.75	25.14	21.40	30.39	28.46	24.85	21.11	30.13	28.20	24.59	20.85	31.34	29.41	25.80	22.06		
Pr Suc	123	124	127	132	130	131	134	139	136	137	140	145	141	142	145	150	146	148	150	155	152	154	157	162		
Pr Dis	278	279	281	286	320	321	323	328	365	366	368	373	413	414	416	421	465	466	468	472	520	521	523	528		
TotalPower	22,066	22,047	22,007	22,186	24,401	24,382	24,343	24,521	27,008	26,989	26,949	27,128	29,829	29,810	29,770	29,949	32,981	32,962	32,922	33,101	36,678	36,660	36,620	36,799		

High and low pressures are measured at the liquid and suction access fittings.

Shaded area reflects ACCA (TVA) conditions

IDB: Entering Indoor Dry Bulb Temperature

DFG1803WL HIGH STATIC						
SPEED TAP	STATIC	AIRFLOW	RPM 1	RPM 2	BHP 1	BHP 2
T1	0.2	6185	707	657	0.28	0.26
	0.4	5843	739	689	0.29	0.27
	0.6	5497	771	727	0.31	0.29
	0.8	5171	801	766	0.32	0.31
	1	4824	833	807	0.33	0.32
	1.2	4426	873	861	0.35	0.34
	1.4	3973	912	915	0.36	0.36
	1.6	3501	969	958	0.39	0.38
	1.8	2945	1018	1004	0.41	0.40
	2	2487	1059	1030	0.42	0.41
2.2	1700	1096	1109	0.44	0.44	
T2	0.2	6185	707	657	0.28	0.26
	0.4	5843	739	689	0.29	0.27
	0.6	5497	771	727	0.31	0.29
	0.8	5171	801	766	0.32	0.31
	1	4824	833	807	0.33	0.32
	1.2	4426	873	861	0.35	0.34
	1.4	3973	912	915	0.36	0.36
	1.6	3501	969	958	0.39	0.38
	1.8	2945	1018	1004	0.41	0.40
	2	2487	1059	1030	0.42	0.41
2.2	1700	1096	1109	0.44	0.44	
T3	0.2	7692	877	810	1.04	0.96
	0.4	7414	906	838	1.07	0.99
	0.6	7137	934	872	1.10	1.03
	0.8	6877	962	905	1.14	1.07
	1	6603	989	939	1.17	1.11
	1.2	6322	1019	977	1.21	1.16
	1.4	6018	1051	1017	1.24	1.20
	1.6	5703	1087	1054	1.29	1.25
	1.8	5341	1123	1092	1.33	1.29
	2	5034	1155	1122	1.37	1.33
2.2	4588	1187	1170	1.40	1.38	
T4	0.2	8135	922	851	1.31	1.21
	0.4	7873	950	878	1.35	1.25
	0.6	7613	977	911	1.39	1.30
	0.8	7368	1004	942	1.43	1.34
	1	7114	1031	974	1.47	1.39
	1.2	6859	1058	1008	1.51	1.44
	1.4	6590	1088	1045	1.55	1.49
	1.6	6311	1120	1080	1.59	1.54
	1.8	5995	1152	1116	1.64	1.59
	2	5723	1182	1146	1.68	1.63
2.2	5354	1213	1188	1.73	1.69	

DFG1803WL HIGH STATIC						
SPEED TAP	STATIC	AIRFLOW	RPM 1	RPM 2	BHP 1	BHP 2
T5	0.2	8596	967	892	1.62	1.50
	0.4	8348	994	918	1.67	1.54
	0.6	8104	1019	949	1.71	1.59
	0.8	7874	1045	979	1.76	1.64
	1	7638	1071	1009	1.80	1.70
	1.2	7408	1097	1040	1.84	1.75
	1.4	7169	1124	1073	1.89	1.80
	1.6	6922	1153	1107	1.94	1.86
	1.8	6648	1181	1141	1.98	1.92
	2	6407	1210	1171	2.03	1.97
T6	2.2	6106	1239	1206	2.08	2.03
	0.2	8228	932	859	1.37	1.27
	0.4	7969	959	886	1.42	1.31
	0.6	7712	985	919	1.45	1.36
	0.8	7471	1012	950	1.49	1.40
	1	7220	1039	981	1.53	1.45
	1.2	6971	1066	1015	1.57	1.50
	1.4	6708	1096	1051	1.62	1.55
	1.6	6436	1127	1086	1.66	1.60
	1.8	6129	1158	1121	1.71	1.65
T7	2	5863	1188	1151	1.75	1.70
	2.2	5509	1218	1192	1.80	1.76
	0.2	9400	1036	957	2.22	2.05
	0.4	9171	1061	981	2.27	2.10
	0.6	8952	1085	1010	2.32	2.16
	0.8	8743	1110	1037	2.38	2.22
	1	8532	1135	1065	2.43	2.28
	1.2	8334	1158	1091	2.48	2.34
	1.4	8136	1182	1120	2.53	2.40
	1.6	7931	1206	1151	2.58	2.46
T8	1.8	7714	1230	1181	2.63	2.53
	2	7513	1257	1210	2.69	2.59
	2.2	7297	1284	1238	2.75	2.65
	0.2	8228	932	859	1.37	1.27
	0.4	7969	959	886	1.42	1.31
	0.6	7712	985	919	1.45	1.36
	0.8	7471	1012	950	1.49	1.40
	1	7220	1039	981	1.53	1.45
	1.2	6971	1066	1015	1.57	1.50
	1.4	6708	1096	1051	1.62	1.55
1.6	6436	1127	1086	1.66	1.60	
1.8	6129	1158	1121	1.71	1.65	
2	5863	1188	1151	1.75	1.70	
2.2	5509	1218	1192	1.80	1.76	

DFG1803WL HIGH STATIC						
SPEED TAP	STATIC	AIRFLOW	RPM 1	RPM 2	BHP 1	BHP 2
T9	0.2	9573	1050	971	2.36	2.18
	0.4	9349	1074	994	2.41	2.23
	0.6	9134	1098	1022	2.46	2.29
	0.8	8928	1123	1049	2.52	2.35
	1	8722	1147	1076	2.57	2.42
	1.2	8530	1170	1102	2.62	2.47
	1.4	8337	1194	1130	2.68	2.54
	1.6	8139	1217	1160	2.73	2.60
	1.8	7931	1240	1189	2.78	2.67
	2	7736	1267	1218	2.84	2.73
	2.2	7533	1293	1245	2.90	2.79
T10	0.2	9745	1063	983	2.49	2.31
	0.4	9524	1087	1006	2.55	2.36
	0.6	9314	1111	1034	2.61	2.43
	0.8	9110	1135	1060	2.66	2.49
	1	8909	1159	1087	2.72	2.55
	1.2	8721	1181	1112	2.77	2.61
	1.4	8534	1205	1140	2.83	2.67
	1.6	8341	1228	1169	2.88	2.74
	1.8	8142	1250	1197	2.93	2.81
	2	7952	1277	1226	3.00	2.88
	2.2	7759	1302	1252	3.06	2.94

DFG1803WM HIGH STATIC						
SPEED TAP	STATIC	AIRFLOW	RPM 1	RPM 2	BHP 1	BHP 2
T1	0.2	6185	707	657	0.28	0.26
	0.4	5843	739	689	0.29	0.27
	0.6	5497	771	727	0.31	0.29
	0.8	5171	801	766	0.32	0.31
	1	4824	833	807	0.33	0.32
	1.2	4426	873	861	0.35	0.34
	1.4	3973	912	915	0.36	0.36
	1.6	3501	969	958	0.39	0.38
	1.8	2945	1018	1004	0.41	0.40
	2	2487	1059	1030	0.42	0.41
T2	2.2	1700	1096	1109	0.44	0.44
	0.2	6185	707	657	0.28	0.26
	0.4	5843	739	689	0.29	0.27
	0.6	5497	771	727	0.31	0.29
	0.8	5171	801	766	0.32	0.31
	1	4824	833	807	0.33	0.32
	1.2	4426	873	861	0.35	0.34
	1.4	3973	912	915	0.36	0.36
	1.6	3501	969	958	0.39	0.38
	1.8	2945	1018	1004	0.41	0.40
T3	2	2487	1059	1030	0.42	0.41
	2.2	1700	1096	1109	0.44	0.44
	0.2	7692	877	810	1.04	0.96
	0.4	7414	906	838	1.07	0.99
	0.6	7137	934	872	1.10	1.03
	0.8	6877	962	905	1.14	1.07
	1	6603	989	939	1.17	1.11
	1.2	6322	1019	977	1.21	1.16
	1.4	6018	1051	1017	1.24	1.20
	1.6	5703	1087	1054	1.29	1.25
T4	1.8	5341	1123	1092	1.33	1.29
	2	5034	1155	1122	1.37	1.33
	2.2	4588	1187	1170	1.40	1.38
	0.2	8135	922	851	1.31	1.21
	0.4	7873	950	878	1.35	1.25
	0.6	7613	977	911	1.39	1.30
	0.8	7368	1004	942	1.43	1.34
	1	7114	1031	974	1.47	1.39
	1.2	6859	1058	1008	1.51	1.44
	1.4	6590	1088	1045	1.55	1.49
T4	1.6	6311	1120	1080	1.59	1.54
	1.8	5995	1152	1116	1.64	1.59
	2	5723	1182	1146	1.68	1.63
	2.2	5354	1213	1188	1.73	1.69

DFG1803WM HIGH STATIC						
SPEED TAP	STATIC	AIRFLOW	RPM 1	RPM 2	BHP 1	BHP 2
T5	0.2	8596	967	892	1.62	1.50
	0.4	8348	994	918	1.67	1.54
	0.6	8104	1019	949	1.71	1.59
	0.8	7874	1045	979	1.76	1.64
	1	7638	1071	1009	1.80	1.70
	1.2	7408	1097	1040	1.84	1.75
	1.4	7169	1124	1073	1.89	1.80
	1.6	6922	1153	1107	1.94	1.86
	1.8	6648	1181	1141	1.98	1.92
	2	6407	1210	1171	2.03	1.97
T6	2.2	6106	1239	1206	2.08	2.03
	0.2	8958	999	922	2.45	2.26
	0.4	8719	1025	947	2.51	2.32
	0.6	8487	1050	977	2.56	2.38
	0.8	8267	1075	1006	2.62	2.45
	1	8043	1101	1035	2.68	2.51
	1.2	7829	1125	1064	2.73	2.57
	1.4	7611	1151	1095	2.79	2.64
	1.6	7385	1177	1127	2.84	2.71
	1.8	7139	1204	1159	2.90	2.78
T7	2	6918	1232	1189	2.96	2.85
	2.2	6661	1259	1221	3.02	2.91
	0.2	9745	1063	983	2.60	2.41
	0.4	9524	1087	1006	2.66	2.46
	0.6	9314	1111	1034	2.72	2.53
	0.8	9110	1135	1060	2.78	2.60
	1	8909	1159	1087	2.84	2.66
	1.2	8721	1181	1112	2.89	2.72
	1.4	8534	1205	1140	2.95	2.79
	1.6	8341	1228	1169	3.01	2.86
T8	1.8	8142	1250	1197	3.06	2.93
	2	7952	1277	1226	3.13	3.00
	2.2	7759	1302	1252	3.19	3.06
	0.2	8958	999	922	2.45	2.26
	0.4	8719	1025	947	2.51	2.32
	0.6	8487	1050	977	2.56	2.38
	0.8	8267	1075	1006	2.62	2.45
	1	8043	1101	1035	2.68	2.51
	1.2	7829	1125	1064	2.73	2.57
	1.4	7611	1151	1095	2.79	2.64
1.6	7385	1177	1127	2.84	2.71	
1.8	7139	1204	1159	2.90	2.78	
2	6918	1232	1189	2.96	2.85	
2.2	6661	1259	1221	3.02	2.91	

DFG1803WM HIGH STATIC						
SPEED TAP	STATIC	AIRFLOW	RPM 1	RPM 2	BHP 1	BHP 2
T9	0.2	9745	1063	983	2.60	2.41
	0.4	9524	1087	1006	2.66	2.46
	0.6	9314	1111	1034	2.72	2.53
	0.8	9110	1135	1060	2.78	2.60
	1	8909	1159	1087	2.84	2.66
	1.2	8721	1181	1112	2.89	2.72
	1.4	8534	1205	1140	2.95	2.79
	1.6	8341	1228	1169	3.01	2.86
	1.8	8142	1250	1197	3.06	2.93
	2	7952	1277	1226	3.13	3.00
	2.2	7759	1302	1252	3.19	3.06
T10	0.2	9916	1076	996	2.74	2.54
	0.4	9697	1099	1018	2.80	2.60
	0.6	9491	1122	1045	2.86	2.67
	0.8	9290	1147	1071	2.93	2.73
	1	9093	1170	1098	2.99	2.80
	1.2	8909	1193	1122	3.04	2.86
	1.4	8726	1216	1149	3.10	2.93
	1.6	8537	1238	1177	3.16	3.00
	1.8	8345	1260	1205	3.21	3.07
	2	8160	1287	1233	3.28	3.15
	2.2	7974	1311	1258	3.35	3.21

DFG1803WH HIGH STATIC						
SPEED TAP	STATIC	AIRFLOW	RPM 1	RPM 2	BHP 1	BHP 2
T1	0.2	6185	707	657	0.28	0.26
	0.4	5843	739	689	0.29	0.27
	0.6	5497	771	727	0.31	0.29
	0.8	5171	801	766	0.32	0.31
	1	4824	833	807	0.33	0.32
	1.2	4426	873	861	0.35	0.34
	1.4	3973	912	915	0.36	0.36
	1.6	3501	969	958	0.39	0.38
	1.8	2945	1018	1004	0.41	0.40
	2	2487	1059	1030	0.42	0.41
2.2	1700	1096	1109	0.44	0.44	
T2	0.2	6185	707	657	0.28	0.26
	0.4	5843	739	689	0.29	0.27
	0.6	5497	771	727	0.31	0.29
	0.8	5171	801	766	0.32	0.31
	1	4824	833	807	0.33	0.32
	1.2	4426	873	861	0.35	0.34
	1.4	3973	912	915	0.36	0.36
	1.6	3501	969	958	0.39	0.38
	1.8	2945	1018	1004	0.41	0.40
	2	2487	1059	1030	0.42	0.41
2.2	1700	1096	1109	0.44	0.44	
T3	0.2	7692	877	810	1.04	0.96
	0.4	7414	906	838	1.07	0.99
	0.6	7137	934	872	1.10	1.03
	0.8	6877	962	905	1.14	1.07
	1	6603	989	939	1.17	1.11
	1.2	6322	1019	977	1.21	1.16
	1.4	6018	1051	1017	1.24	1.20
	1.6	5703	1087	1054	1.29	1.25
	1.8	5341	1123	1092	1.33	1.29
	2	5034	1155	1122	1.37	1.33
2.2	4588	1187	1170	1.40	1.38	
T4	0.2	8135	922	851	1.31	1.21
	0.4	7873	950	878	1.35	1.25
	0.6	7613	977	911	1.39	1.30
	0.8	7368	1004	942	1.43	1.34
	1	7114	1031	974	1.47	1.39
	1.2	6859	1058	1008	1.51	1.44
	1.4	6590	1088	1045	1.55	1.49
	1.6	6311	1120	1080	1.59	1.54
	1.8	5995	1152	1116	1.64	1.59
	2	5723	1182	1146	1.68	1.63
2.2	5354	1213	1188	1.73	1.69	

DFG1803WH HIGH STATIC						
SPEED TAP	STATIC	AIRFLOW	RPM 1	RPM 2	BHP 1	BHP 2
T5	0.2	8596	967	892	1.62	1.50
	0.4	8348	994	918	1.67	1.54
	0.6	8104	1019	949	1.71	1.59
	0.8	7874	1045	979	1.76	1.64
	1	7638	1071	1009	1.80	1.70
	1.2	7408	1097	1040	1.84	1.75
	1.4	7169	1124	1073	1.89	1.80
	1.6	6922	1153	1107	1.94	1.86
	1.8	6648	1181	1141	1.98	1.92
	2	6407	1210	1171	2.03	1.97
	2.2	6106	1239	1206	2.08	2.03
T6	0.2	9745	1063	983	2.49	2.31
	0.4	9524	1087	1006	2.55	2.36
	0.6	9314	1111	1034	2.61	2.43
	0.8	9110	1135	1060	2.66	2.49
	1	8909	1159	1087	2.72	2.55
	1.2	8721	1181	1112	2.77	2.61
	1.4	8534	1205	1140	2.83	2.67
	1.6	8341	1228	1169	2.88	2.74
	1.8	8142	1250	1197	2.93	2.81
	2	7952	1277	1226	3.00	2.88
	2.2	7759	1302	1252	3.06	2.94
T7	0.2	9916	1076	996	2.63	2.44
	0.4	9697	1099	1018	2.69	2.49
	0.6	9491	1122	1045	2.75	2.56
	0.8	9290	1147	1071	2.81	2.62
	1	9093	1170	1098	2.87	2.69
	1.2	8909	1193	1122	2.92	2.75
	1.4	8726	1216	1149	2.98	2.81
	1.6	8537	1238	1177	3.03	2.88
	1.8	8345	1260	1205	3.09	2.95
	2	8160	1287	1233	3.15	3.02
	2.2	7974	1311	1258	3.21	3.08
T8	0.2	9745	1063	983	2.49	2.31
	0.4	9524	1087	1006	2.55	2.36
	0.6	9314	1111	1034	2.61	2.43
	0.8	9110	1135	1060	2.66	2.49
	1	8909	1159	1087	2.72	2.55
	1.2	8721	1181	1112	2.77	2.61
	1.4	8534	1205	1140	2.83	2.67
	1.6	8341	1228	1169	2.88	2.74
	1.8	8142	1250	1197	2.93	2.81
	2	7952	1277	1226	3.00	2.88
	2.2	7759	1302	1252	3.06	2.94

DFG1803WH HIGH STATIC						
SPEED TAP	STATIC	AIRFLOW	RPM 1	RPM 2	BHP 1	BHP 2
T9	0.2	9916	1076	996	2.63	2.44
	0.4	9697	1099	1018	2.69	2.49
	0.6	9491	1122	1045	2.75	2.56
	0.8	9290	1147	1071	2.81	2.62
	1	9093	1170	1098	2.87	2.69
	1.2	8909	1193	1122	2.92	2.75
	1.4	8726	1216	1149	2.98	2.81
	1.6	8537	1238	1177	3.03	2.88
	1.8	8345	1260	1205	3.09	2.95
	2	8160	1287	1233	3.15	3.02
T10	2.2	7974	1311	1258	3.21	3.08
	0.2	10084	1088	1007	2.77	2.57
	0.4	9868	1111	1029	2.83	2.63
	0.6	9666	1134	1056	2.89	2.69
	0.8	9467	1158	1081	2.95	2.76
	1	9274	1181	1107	3.01	2.83
	1.2	9093	1203	1132	3.07	2.89
	1.4	8913	1226	1158	3.13	2.95
	1.6	8728	1248	1186	3.18	3.03
	1.8	8542	1269	1213	3.24	3.09
2	8360	1296	1240	3.31	3.16	
2.2	8179	1320	1265	3.37	3.23	

DFG2403WL HIGH STATIC						
SPEED TAP	STATIC	AIRFLOW	RPM 1	RPM 2	BHP 1	BHP 2
T1	0.2	6244	749.60	675.85	0.82	0.74
	0.4	5984	787.93	719.50	0.86	0.79
	0.6	5677	825.23	769.86	0.90	0.84
	0.8	5348	862.38	816.57	0.94	0.89
	1	5012	901.74	859.36	0.99	0.94
	1.2	4679	940.88	905.38	1.03	0.99
	1.4	4327	976.47	953.22	1.07	1.04
	1.6	3965	1010.17	993.54	1.11	1.09
	1.8	3607	1042.34	1032.89	1.14	1.13
	2	3294	1070.82	1062.01	1.17	1.16
	2.2	3008	1101.19	1090.72	1.21	1.20
T2	0.2	6540	776.75	699.73	0.92	0.83
	0.4	6287	814.14	741.98	0.97	0.88
	0.6	5992	850.74	790.20	1.01	0.94
	0.8	5678	886.87	835.42	1.05	0.99
	1	5357	924.83	877.22	1.10	1.04
	1.2	5037	962.79	922.43	1.14	1.10
	1.4	4702	997.61	968.80	1.19	1.15
	1.6	4356	1030.96	1008.57	1.22	1.20
	1.8	4016	1062.98	1047.30	1.26	1.24
	2	3712	1091.50	1076.98	1.30	1.28
	2.2	3430	1121.62	1106.63	1.33	1.31
T3	0.2	9235	1020.88	915.84	2.26	2.03
	0.4	9028	1049.92	946.29	2.32	2.09
	0.6	8835	1079.74	977.42	2.39	2.16
	0.8	8635	1106.79	1009.56	2.45	2.23
	1	8433	1133.28	1042.21	2.51	2.31
	1.2	8217	1160.84	1078.63	2.57	2.39
	1.4	8009	1188.28	1111.88	2.63	2.46
	1.6	7793	1216.95	1145.41	2.69	2.53
	1.8	7590	1245.96	1177.47	2.76	2.61
	2	7356	1273.15	1209.76	2.82	2.68
	2.2	7115	1299.83	1244.52	2.88	2.75
T4	0.2	9578	1051.33	943.06	2.43	2.18
	0.4	9375	1079.33	972.17	2.49	2.25
	0.6	9190	1108.22	1001.59	2.56	2.31
	0.8	9001	1134.16	1032.15	2.62	2.38
	1	8811	1159.44	1063.61	2.68	2.46
	1.2	8606	1185.73	1098.65	2.74	2.54
	1.4	8409	1212.16	1130.30	2.80	2.61
	1.6	8205	1239.96	1162.80	2.86	2.69
	1.8	8016	1268.28	1193.81	2.93	2.76
	2	7790	1294.99	1225.98	2.99	2.83
	2.2	7554	1321.01	1260.74	3.05	2.91

DFG2403WL HIGH STATIC						
SPEED TAP	STATIC	AIRFLOW	RPM 1	RPM 2	BHP 1	BHP 2
T5	0.2	9934	1082.83	971.31	2.68	2.40
	0.4	9735	1109.75	999.10	2.75	2.47
	0.6	9559	1137.66	1026.90	2.82	2.54
	0.8	9379	1162.45	1055.87	2.88	2.61
	1	9201	1186.55	1086.05	2.94	2.69
	1.2	9006	1211.55	1119.57	3.00	2.77
	1.4	8818	1236.90	1149.57	3.06	2.84
	1.6	8626	1263.70	1180.92	3.13	2.92
	1.8	8449	1291.20	1210.75	3.20	3.00
	2	8230	1317.28	1242.62	3.26	3.07
2.2	8000	1342.52	1277.14	3.32	3.16	
T6	0.2	6475	770.77	694.47	0.90	0.81
	0.4	6220	808.38	737.04	0.94	0.86
	0.6	5923	845.12	785.72	0.99	0.92
	0.8	5605	881.48	831.26	1.03	0.97
	1	5282	919.75	873.29	1.07	1.02
	1.2	4958	957.97	918.68	1.12	1.07
	1.4	4619	992.96	965.37	1.16	1.13
	1.6	4270	1026.39	1005.26	1.20	1.17
	1.8	3927	1058.44	1044.13	1.24	1.22
	2	3620	1086.95	1073.69	1.27	1.25
2.2	3337	1117.14	1103.14	1.30	1.29	
T7	0.2	8681	971.24	871.63	1.88	1.69
	0.4	8466	1001.97	904.34	1.94	1.75
	0.6	8255	1033.25	938.52	2.00	1.82
	0.8	8037	1062.13	973.26	2.06	1.88
	1	7813	1090.74	1007.84	2.11	1.95
	1.2	7578	1120.38	1046.32	2.17	2.03
	1.4	7349	1149.42	1082.21	2.23	2.10
	1.6	7111	1179.32	1117.25	2.28	2.16
	1.8	6884	1209.25	1150.90	2.34	2.23
	2	6636	1237.03	1183.12	2.40	2.29
2.2	6386	1264.66	1217.47	2.45	2.36	
T8	0.2	7712	883.70	794.05	1.39	1.25
	0.4	7481	917.43	830.94	1.45	1.31
	0.6	7236	951.16	871.10	1.50	1.37
	0.8	6977	983.29	910.51	1.55	1.44
	1	6712	1015.94	948.39	1.60	1.50
	1.2	6440	1049.29	990.12	1.66	1.56
	1.4	6168	1081.01	1030.70	1.71	1.63
	1.6	5884	1112.69	1068.07	1.76	1.68
	1.8	5610	1143.81	1104.19	1.80	1.74
	2	5337	1172.19	1135.63	1.85	1.79
2.2	5072	1201.13	1168.38	1.89	1.84	

DFG2403WL HIGH STATIC						
SPEED TAP	STATIC	AIRFLOW	RPM 1	RPM 2	BHP 1	BHP 2
T9	0.2	9543	1048.26	940.31	2.41	2.16
	0.4	9340	1076.36	969.56	2.47	2.23
	0.6	9155	1105.36	999.14	2.54	2.29
	0.8	8964	1131.40	1029.87	2.60	2.36
	1	8773	1156.80	1061.44	2.66	2.44
	1.2	8567	1183.22	1096.63	2.72	2.52
	1.4	8369	1209.75	1128.44	2.78	2.59
	1.6	8164	1237.65	1161.04	2.84	2.66
	1.8	7973	1266.04	1192.16	2.91	2.74
	2	7746	1292.80	1224.35	2.97	2.81
T10	2.2	7510	1318.89	1259.12	3.03	2.89
	0.2	9988	1087.55	975.56	2.72	2.44
	0.4	9790	1114.32	1003.15	2.79	2.51
	0.6	9614	1142.08	1030.73	2.86	2.58
	0.8	9435	1166.69	1059.45	2.92	2.65
	1	9259	1190.63	1089.45	2.98	2.72
	1.2	9066	1215.43	1122.73	3.04	2.81
	1.4	8879	1240.61	1152.48	3.10	2.88
	1.6	8688	1267.25	1183.65	3.17	2.96
	1.8	8513	1294.62	1213.30	3.24	3.03
	2	8295	1320.59	1245.10	3.30	3.11
2.2	8066	1345.71	1279.57	3.36	3.20	

DFG2403WWM HIGH STATIC						
SPEED TAP	STATIC	AIRFLOW	RPM 1	RPM 2	BHP 1	BHP 2
T1	0.2	6244	749.60	675.85	0.82	0.74
	0.4	5984	787.93	719.50	0.86	0.79
	0.6	5677	825.23	769.86	0.90	0.84
	0.8	5348	862.38	816.57	0.94	0.89
	1	5012	901.74	859.36	0.99	0.94
	1.2	4679	940.88	905.38	1.03	0.99
	1.4	4327	976.47	953.22	1.07	1.04
	1.6	3965	1010.17	993.54	1.11	1.09
	1.8	3607	1042.34	1032.89	1.14	1.13
	2	3294	1070.82	1062.01	1.17	1.16
2.2	3008	1101.19	1090.72	1.21	1.20	
T2	0.2	6540	776.75	699.73	0.92	0.83
	0.4	6287	814.14	741.98	0.97	0.88
	0.6	5992	850.74	790.20	1.01	0.94
	0.8	5678	886.87	835.42	1.05	0.99
	1	5357	924.83	877.22	1.10	1.04
	1.2	5037	962.79	922.43	1.14	1.10
	1.4	4702	997.61	968.80	1.19	1.15
	1.6	4356	1030.96	1008.57	1.22	1.20
	1.8	4016	1062.98	1047.30	1.26	1.24
	2	3712	1091.50	1076.98	1.30	1.28
2.2	3430	1121.62	1106.63	1.33	1.31	
T3	0.2	9235	1020.88	915.84	2.26	2.03
	0.4	9028	1049.92	946.29	2.32	2.09
	0.6	8835	1079.74	977.42	2.39	2.16
	0.8	8635	1106.79	1009.56	2.45	2.23
	1	8433	1133.28	1042.21	2.51	2.31
	1.2	8217	1160.84	1078.63	2.57	2.39
	1.4	8009	1188.28	1111.88	2.63	2.46
	1.6	7793	1216.95	1145.41	2.69	2.53
	1.8	7590	1245.96	1177.47	2.76	2.61
	2	7356	1273.15	1209.76	2.82	2.68
2.2	7115	1299.83	1244.52	2.88	2.75	
T4	0.2	9578	1051.33	943.06	2.43	2.18
	0.4	9375	1079.33	972.17	2.49	2.25
	0.6	9190	1108.22	1001.59	2.56	2.31
	0.8	9001	1134.16	1032.15	2.62	2.38
	1	8811	1159.44	1063.61	2.68	2.46
	1.2	8606	1185.73	1098.65	2.74	2.54
	1.4	8409	1212.16	1130.30	2.80	2.61
	1.6	8205	1239.96	1162.80	2.86	2.69
	1.8	8016	1268.28	1193.81	2.93	2.76
	2	7790	1294.99	1225.98	2.99	2.83
2.2	7554	1321.01	1260.74	3.05	2.91	

DFG2403WM HIGH STATIC						
SPEED TAP	STATIC	AIRFLOW	RPM 1	RPM 2	BHP 1	BHP 2
T5	0.2	9934	1082.83	971.31	2.68	2.40
	0.4	9735	1109.75	999.10	2.75	2.47
	0.6	9559	1137.66	1026.90	2.82	2.54
	0.8	9379	1162.45	1055.87	2.88	2.61
	1	9201	1186.55	1086.05	2.94	2.69
	1.2	9006	1211.55	1119.57	3.00	2.77
	1.4	8818	1236.90	1149.57	3.06	2.84
	1.6	8626	1263.70	1180.92	3.13	2.92
	1.8	8449	1291.20	1210.75	3.20	3.00
	2	8230	1317.28	1242.62	3.26	3.07
2.2	8000	1342.52	1277.14	3.32	3.16	
T6	0.2	9426	1037.90	931.05	2.33	2.09
	0.4	9222	1066.36	960.74	2.39	2.16
	0.6	9034	1095.67	990.90	2.46	2.22
	0.8	8840	1122.09	1022.16	2.52	2.29
	1	8645	1147.90	1054.14	2.58	2.37
	1.2	8435	1174.75	1089.80	2.64	2.45
	1.4	8233	1201.63	1122.16	2.70	2.52
	1.6	8024	1229.82	1155.12	2.76	2.59
	1.8	7829	1258.46	1186.60	2.82	2.66
	2	7599	1285.39	1218.84	2.88	2.73
2.2	7361	1311.71	1253.62	2.94	2.81	
T7	0.2	9658	1058.41	949.40	2.48	2.23
	0.4	9456	1086.16	978.21	2.55	2.30
	0.6	9273	1114.84	1007.25	2.62	2.36
	0.8	9086	1140.52	1037.45	2.68	2.43
	1	8899	1165.52	1068.62	2.73	2.51
	1.2	8697	1191.53	1103.33	2.80	2.59
	1.4	8501	1217.71	1134.61	2.86	2.66
	1.6	8300	1245.30	1166.86	2.92	2.74
	1.8	8114	1273.45	1197.61	2.99	2.81
	2	7889	1300.02	1229.73	3.05	2.89
2.2	7655	1325.88	1264.46	3.11	2.97	
T8	0.2	9426	1037.90	931.05	2.33	2.09
	0.4	9222	1066.36	960.74	2.39	2.16
	0.6	9034	1095.67	990.90	2.46	2.22
	0.8	8840	1122.09	1022.16	2.52	2.29
	1	8645	1147.90	1054.14	2.58	2.37
	1.2	8435	1174.75	1089.80	2.64	2.45
	1.4	8233	1201.63	1122.16	2.70	2.52
	1.6	8024	1229.82	1155.12	2.76	2.59
	1.8	7829	1258.46	1186.60	2.82	2.66
	2	7599	1285.39	1218.84	2.88	2.73
2.2	7361	1311.71	1253.62	2.94	2.81	

DFG2403WM HIGH STATIC						
SPEED TAP	STATIC	AIRFLOW	RPM 1	RPM 2	BHP 1	BHP 2
T9	0.2	9658	1058.41	949.40	2.48	2.23
	0.4	9456	1086.16	978.21	2.55	2.30
	0.6	9273	1114.84	1007.25	2.62	2.36
	0.8	9086	1140.52	1037.45	2.68	2.43
	1	8899	1165.52	1068.62	2.73	2.51
	1.2	8697	1191.53	1103.33	2.80	2.59
	1.4	8501	1217.71	1134.61	2.86	2.66
	1.6	8300	1245.30	1166.86	2.92	2.74
	1.8	8114	1273.45	1197.61	2.99	2.81
	2	7889	1300.02	1229.73	3.05	2.89
	2.2	7655	1325.88	1264.46	3.11	2.97
T10	0.2	10094	1096.84	983.92	2.80	2.51
	0.4	9896	1123.29	1011.13	2.87	2.58
	0.6	9723	1150.75	1038.28	2.94	2.65
	0.8	9546	1175.03	1066.54	3.00	2.72
	1	9373	1198.64	1096.15	3.06	2.80
	1.2	9183	1223.06	1128.95	3.12	2.88
	1.4	8998	1247.91	1158.22	3.18	2.96
	1.6	8810	1274.23	1189.02	3.25	3.03
	1.8	8638	1301.32	1218.30	3.32	3.11
	2	8423	1327.07	1249.97	3.39	3.19
	2.2	8195	1351.94	1284.30	3.45	3.28

DFG2403WH HIGH STATIC						
SPEED TAP	STATIC	AIRFLOW	RPM 1	RPM 2	BHP 1	BHP 2
T1	0.2	6244	749.60	675.85	0.82	0.74
	0.4	5984	787.93	719.50	0.86	0.79
	0.6	5677	825.23	769.86	0.90	0.84
	0.8	5348	862.38	816.57	0.94	0.89
	1	5012	901.74	859.36	0.99	0.94
	1.2	4679	940.88	905.38	1.03	0.99
	1.4	4327	976.47	953.22	1.07	1.04
	1.6	3965	1010.17	993.54	1.11	1.09
	1.8	3607	1042.34	1032.89	1.14	1.13
	2	3294	1070.82	1062.01	1.17	1.16
T2	2.2	3008	1101.19	1090.72	1.21	1.20
	0.2	6540	776.75	699.73	0.92	0.83
	0.4	6287	814.14	741.98	0.97	0.88
	0.6	5992	850.74	790.20	1.01	0.94
	0.8	5678	886.87	835.42	1.05	0.99
	1	5357	924.83	877.22	1.10	1.04
	1.2	5037	962.79	922.43	1.14	1.10
	1.4	4702	997.61	968.80	1.19	1.15
	1.6	4356	1030.96	1008.57	1.22	1.20
	1.8	4016	1062.98	1047.30	1.26	1.24
T3	2	3712	1091.50	1076.98	1.30	1.28
	2.2	3430	1121.62	1106.63	1.33	1.31
	0.2	9235	1020.88	915.84	2.26	2.03
	0.4	9028	1049.92	946.29	2.32	2.09
	0.6	8835	1079.74	977.42	2.39	2.16
	0.8	8635	1106.79	1009.56	2.45	2.23
	1	8433	1133.28	1042.21	2.51	2.31
	1.2	8217	1160.84	1078.63	2.57	2.39
	1.4	8009	1188.28	1111.88	2.63	2.46
	1.6	7793	1216.95	1145.41	2.69	2.53
T4	1.8	7590	1245.96	1177.47	2.76	2.61
	2	7356	1273.15	1209.76	2.82	2.68
	2.2	7115	1299.83	1244.52	2.88	2.75
	0.2	9578	1051.33	943.06	2.43	2.18
	0.4	9375	1079.33	972.17	2.49	2.25
	0.6	9190	1108.22	1001.59	2.56	2.31
	0.8	9001	1134.16	1032.15	2.62	2.38
	1	8811	1159.44	1063.61	2.68	2.46
	1.2	8606	1185.73	1098.65	2.74	2.54
	1.4	8409	1212.16	1130.30	2.80	2.61
T4	1.6	8205	1239.96	1162.80	2.86	2.69
	1.8	8016	1268.28	1193.81	2.93	2.76
	2	7790	1294.99	1225.98	2.99	2.83
	2.2	7554	1321.01	1260.74	3.05	2.91

DFG2403WH HIGH STATIC						
SPEED TAP	STATIC	AIRFLOW	RPM 1	RPM 2	BHP 1	BHP 2
T5	0.2	9934	1082.83	971.31	2.68	2.40
	0.4	9735	1109.75	999.10	2.75	2.47
	0.6	9559	1137.66	1026.90	2.82	2.54
	0.8	9379	1162.45	1055.87	2.88	2.61
	1	9201	1186.55	1086.05	2.94	2.69
	1.2	9006	1211.55	1119.57	3.00	2.77
	1.4	8818	1236.90	1149.57	3.06	2.84
	1.6	8626	1263.70	1180.92	3.13	2.92
	1.8	8449	1291.20	1210.75	3.20	3.00
	2	8230	1317.28	1242.62	3.26	3.07
2.2	8000	1342.52	1277.14	3.32	3.16	
T6	0.2	9880	1078.05	967.02	2.64	2.37
	0.4	9681	1105.14	995.00	2.71	2.44
	0.6	9503	1133.20	1023.04	2.78	2.51
	0.8	9321	1158.16	1052.25	2.84	2.58
	1	9142	1182.44	1082.63	2.90	2.65
	1.2	8946	1207.63	1116.38	2.96	2.73
	1.4	8756	1233.14	1146.63	3.02	2.81
	1.6	8562	1260.10	1178.16	3.09	2.89
	1.8	8384	1287.74	1208.18	3.15	2.96
	2	8164	1313.92	1240.10	3.22	3.04
2.2	7933	1339.29	1274.68	3.28	3.12	
T7	0.2	10094	1096.84	983.92	2.80	2.51
	0.4	9896	1123.29	1011.13	2.87	2.58
	0.6	9723	1150.75	1038.28	2.94	2.65
	0.8	9546	1175.03	1066.54	3.00	2.72
	1	9373	1198.64	1096.15	3.06	2.80
	1.2	9183	1223.06	1128.95	3.12	2.88
	1.4	8998	1247.91	1158.22	3.18	2.96
	1.6	8810	1274.23	1189.02	3.25	3.03
	1.8	8638	1301.32	1218.30	3.32	3.11
	2	8423	1327.07	1249.97	3.39	3.19
2.2	8195	1351.94	1284.30	3.45	3.28	
T8	0.2	9880	1078.05	967.02	2.64	2.37
	0.4	9681	1105.14	995.00	2.71	2.44
	0.6	9503	1133.20	1023.04	2.78	2.51
	0.8	9321	1158.16	1052.25	2.84	2.58
	1	9142	1182.44	1082.63	2.90	2.65
	1.2	8946	1207.63	1116.38	2.96	2.73
	1.4	8756	1233.14	1146.63	3.02	2.81
	1.6	8562	1260.10	1178.16	3.09	2.89
	1.8	8384	1287.74	1208.18	3.15	2.96
	2	8164	1313.92	1240.10	3.22	3.04
2.2	7933	1339.29	1274.68	3.28	3.12	

DFG2403WH HIGH STATIC						
SPEED TAP	STATIC	AIRFLOW	RPM 1	RPM 2	BHP 1	BHP 2
T9	0.2	10094	1096.84	983.92	2.80	2.51
	0.4	9896	1123.29	1011.13	2.87	2.58
	0.6	9723	1150.75	1038.28	2.94	2.65
	0.8	9546	1175.03	1066.54	3.00	2.72
	1	9373	1198.64	1096.15	3.06	2.80
	1.2	9183	1223.06	1128.95	3.12	2.88
	1.4	8998	1247.91	1158.22	3.18	2.96
	1.6	8810	1274.23	1189.02	3.25	3.03
	1.8	8638	1301.32	1218.30	3.32	3.11
	2	8423	1327.07	1249.97	3.39	3.19
T10	2.2	8195	1351.94	1284.30	3.45	3.28
	0.2	10398	1123.40	1007.90	3.04	2.73
	0.4	10203	1148.96	1034.08	3.11	2.80
	0.6	10034	1175.54	1060.09	3.18	2.87
	0.8	9863	1198.86	1087.04	3.24	2.94
	1	9698	1221.60	1115.55	3.30	3.02
	1.2	9516	1244.95	1146.91	3.37	3.10
	1.4	9336	1268.83	1174.80	3.43	3.18
	1.6	9156	1294.15	1204.49	3.50	3.26
	1.8	8992	1320.36	1232.65	3.57	3.33
	2	8783	1345.41	1263.81	3.64	3.42
2.2	8560	1369.49	1297.58	3.70	3.51	

DFG3003WL HIGH STATIC						
SPEED TAP	STATIC	AIRFLOW	RPM 1	RPM 2	BHP 1	BHP 2
T1	0.2	7461	860.85	773.86	1.28	1.15
	0.4	7225	895.36	811.88	1.33	1.21
	0.6	6970	929.72	853.70	1.39	1.27
	0.8	6700	962.70	894.34	1.43	1.33
	1	6423	996.45	933.07	1.49	1.39
	1.2	6141	1030.79	975.58	1.54	1.45
	1.4	5856	1063.18	1017.40	1.58	1.52
	1.6	5560	1095.26	1055.31	1.63	1.57
	1.8	5272	1126.62	1092.02	1.68	1.63
	2	4993	1155.07	1123.15	1.72	1.67
2.2	4724	1184.30	1155.33	1.77	1.72	
T2	0.2	7698	882.38	792.88	1.39	1.25
	0.4	7466	916.15	829.83	1.44	1.30
	0.6	7220	949.92	870.09	1.49	1.37
	0.8	6961	982.10	909.56	1.54	1.43
	1	6695	1014.81	947.49	1.60	1.49
	1.2	6423	1048.22	989.27	1.65	1.56
	1.4	6150	1079.98	1029.93	1.70	1.62
	1.6	5865	1111.68	1067.33	1.75	1.68
	1.8	5590	1142.82	1103.48	1.80	1.74
	2	5317	1171.19	1134.90	1.84	1.78
2.2	5052	1200.15	1167.62	1.89	1.84	
T3	0.2	11015	1176.47	1056.20	3.59	3.23
	0.4	10823	1200.24	1080.52	3.67	3.30
	0.6	10659	1224.94	1104.92	3.74	3.37
	0.8	10492	1246.37	1129.32	3.81	3.45
	1	10340	1267.70	1155.54	3.87	3.53
	1.2	10171	1288.96	1183.59	3.94	3.61
	1.4	9992	1310.77	1208.79	4.00	3.69
	1.6	9821	1333.65	1235.88	4.07	3.77
	1.8	9668	1357.66	1261.48	4.15	3.85
	2	9469	1380.80	1290.92	4.22	3.94
2.2	9257	1402.95	1322.62	4.28	4.04	
T4	0.2	11354	1204.90	1082.40	3.94	3.54
	0.4	11162	1227.72	1105.90	4.02	3.62
	0.6	10994	1251.32	1129.95	4.10	3.70
	0.8	10825	1271.75	1153.07	4.16	3.78
	1	10677	1292.59	1177.98	4.23	3.86
	1.2	10512	1312.78	1203.92	4.30	3.94
	1.4	10328	1333.36	1227.71	4.37	4.02
	1.6	10157	1354.59	1253.10	4.44	4.10
	1.8	10005	1377.03	1277.06	4.51	4.18
	2	9811	1398.76	1305.01	4.58	4.27
2.2	9604	1419.58	1334.83	4.65	4.37	

DFG3003WL HIGH STATIC						
SPEED TAP	STATIC	AIRFLOW	RPM 1	RPM 2	BHP 1	BHP 2
T5	0.2	11801	1241.29	1116.53	4.49	4.04
	0.4	11605	1262.92	1139.29	4.57	4.12
	0.6	11427	1284.91	1163.84	4.65	4.21
	0.8	11245	1304.11	1185.45	4.72	4.29
	1	11097	1324.81	1208.55	4.79	4.37
	1.2	10933	1343.70	1231.17	4.86	4.45
	1.4	10730	1362.49	1253.21	4.93	4.53
	1.6	10551	1380.97	1275.89	5.00	4.62
	1.8	10391	1400.71	1297.23	5.07	4.69
	2	10201	1419.91	1322.27	5.14	4.78
2.2	10003	1438.50	1348.24	5.20	4.88	
T6	0.2	7565	870.34	782.24	1.33	1.19
	0.4	7331	904.52	819.79	1.38	1.25
	0.6	7080	938.62	860.91	1.43	1.31
	0.8	6815	971.25	901.04	1.48	1.38
	1	6543	1004.54	939.42	1.53	1.43
	1.2	6265	1038.47	981.61	1.59	1.50
	1.4	5986	1070.58	1022.91	1.63	1.56
	1.6	5695	1102.50	1060.60	1.68	1.62
	1.8	5412	1133.76	1097.07	1.73	1.67
	2	5136	1162.18	1128.33	1.77	1.72
2.2	4869	1191.29	1160.75	1.82	1.77	
T7	0.2	9308	1027.33	921.60	2.25	2.02
	0.4	9101	1056.14	951.76	2.32	2.09
	0.6	8910	1085.77	982.52	2.38	2.15
	0.8	8713	1112.59	1014.32	2.44	2.22
	1	8513	1138.82	1046.72	2.50	2.30
	1.2	8300	1166.11	1082.85	2.56	2.37
	1.4	8094	1193.34	1115.77	2.62	2.45
	1.6	7881	1221.83	1149.08	2.68	2.52
	1.8	7681	1250.70	1180.93	2.74	2.59
	2	7448	1277.79	1213.21	2.80	2.66
2.2	7208	1304.34	1247.98	2.86	2.74	
T8	0.2	7565	870.34	782.24	1.33	1.19
	0.4	7331	904.52	819.79	1.38	1.25
	0.6	7080	938.62	860.91	1.43	1.31
	0.8	6815	971.25	901.04	1.48	1.38
	1	6543	1004.54	939.42	1.53	1.43
	1.2	6265	1038.47	981.61	1.59	1.50
	1.4	5986	1070.58	1022.91	1.63	1.56
	1.6	5695	1102.50	1060.60	1.68	1.62
	1.8	5412	1133.76	1097.07	1.73	1.67
	2	5136	1162.18	1128.33	1.77	1.72
2.2	4869	1191.29	1160.75	1.82	1.77	

DFG3003WL HIGH STATIC						
SPEED TAP	STATIC	AIRFLOW	RPM 1	RPM 2	BHP 1	BHP 2
T9	0.2	11346	1204.29	1081.83	3.94	3.54
	0.4	11154	1227.13	1105.34	4.01	3.61
	0.6	10987	1250.75	1129.40	4.09	3.69
	0.8	10818	1271.20	1152.54	4.16	3.77
	1	10670	1292.05	1177.48	4.22	3.85
	1.2	10505	1312.26	1203.47	4.29	3.93
	1.4	10321	1332.87	1227.29	4.36	4.01
	1.6	10150	1354.14	1252.73	4.43	4.10
	1.8	9998	1376.61	1276.72	4.50	4.17
	2	9804	1398.38	1304.71	4.57	4.27
	2.2	9597	1419.23	1334.58	4.64	4.36
T10	0.2	11813	1242.23	1117.42	4.51	4.05
	0.4	11617	1263.82	1140.17	4.58	4.14
	0.6	11438	1285.78	1164.76	4.66	4.23
	0.8	11256	1304.94	1186.33	4.73	4.30
	1	11107	1325.65	1209.38	4.81	4.39
	1.2	10943	1344.50	1231.90	4.88	4.47
	1.4	10740	1363.24	1253.90	4.95	4.55
	1.6	10560	1381.64	1276.49	5.01	4.63
	1.8	10400	1401.30	1297.76	5.08	4.71
	2	10210	1420.41	1322.70	5.15	4.80
	2.2	10012	1438.93	1348.53	5.22	4.89

DFG3003WM HIGH STATIC						
SPEED TAP	STATIC	AIRFLOW	RPM 1	RPM 2	BHP 1	BHP 2
T1	0.2	7461	861	774	1.28	1.15
	0.4	7225	895	812	1.33	1.21
	0.6	6970	930	854	1.39	1.27
	0.8	6700	963	894	1.43	1.33
	1	6423	996	933	1.49	1.39
	1.2	6141	1031	976	1.54	1.45
	1.4	5856	1063	1017	1.58	1.52
	1.6	5560	1095	1055	1.63	1.57
	1.8	5272	1127	1092	1.68	1.63
	2	4993	1155	1123	1.72	1.67
2.2	4724	1184	1155	1.77	1.72	
T2	0.2	7698	882	793	1.39	1.25
	0.4	7466	916	830	1.44	1.30
	0.6	7220	950	870	1.49	1.37
	0.8	6961	982	910	1.54	1.43
	1	6695	1015	947	1.60	1.49
	1.2	6423	1048	989	1.65	1.56
	1.4	6150	1080	1030	1.70	1.62
	1.6	5865	1112	1067	1.75	1.68
	1.8	5590	1143	1103	1.80	1.74
	2	5317	1171	1135	1.84	1.78
2.2	5052	1200	1168	1.89	1.84	
T3	0.2	11015	1176	1056	3.59	3.23
	0.4	10823	1200	1081	3.67	3.30
	0.6	10659	1225	1105	3.74	3.37
	0.8	10492	1246	1129	3.81	3.45
	1	10340	1268	1156	3.87	3.53
	1.2	10171	1289	1184	3.94	3.61
	1.4	9992	1311	1209	4.00	3.69
	1.6	9821	1334	1236	4.07	3.77
	1.8	9668	1358	1261	4.15	3.85
	2	9469	1381	1291	4.22	3.94
2.2	9257	1403	1323	4.28	4.04	
T4	0.2	11354	1205	1082	3.94	3.54
	0.4	11162	1228	1106	4.02	3.62
	0.6	10994	1251	1130	4.10	3.70
	0.8	10825	1272	1153	4.16	3.78
	1	10677	1293	1178	4.23	3.86
	1.2	10512	1313	1204	4.30	3.94
	1.4	10328	1333	1228	4.37	4.02
	1.6	10157	1355	1253	4.44	4.10
	1.8	10005	1377	1277	4.51	4.18
	2	9811	1399	1305	4.58	4.27
2.2	9604	1420	1335	4.65	4.37	

DFG3003WM HIGH STATIC						
SPEED TAP	STATIC	AIRFLOW	RPM 1	RPM 2	BHP 1	BHP 2
T5	0.2	11801	1241	1117	4.49	4.04
	0.4	11605	1263	1139	4.57	4.12
	0.6	11427	1285	1164	4.65	4.21
	0.8	11245	1304	1185	4.72	4.29
	1	11097	1325	1209	4.79	4.37
	1.2	10933	1344	1231	4.86	4.45
	1.4	10730	1362	1253	4.93	4.53
	1.6	10551	1381	1276	5.00	4.62
	1.8	10391	1401	1297	5.07	4.69
	2	10201	1420	1322	5.14	4.78
2.2	10003	1438	1348	5.20	4.88	
T6	0.2	9308	1027	922	2.25	2.02
	0.4	9101	1056	952	2.32	2.09
	0.6	8910	1086	983	2.38	2.15
	0.8	8713	1113	1014	2.44	2.22
	1	8513	1139	1047	2.50	2.30
	1.2	8300	1166	1083	2.56	2.37
	1.4	8094	1193	1116	2.62	2.45
	1.6	7881	1222	1149	2.68	2.52
	1.8	7681	1251	1181	2.74	2.59
	2	7448	1278	1213	2.80	2.66
2.2	7208	1304	1248	2.86	2.74	
T7	0.2	10862	1163	1044	3.45	3.09
	0.4	10669	1188	1069	3.52	3.17
	0.6	10504	1213	1094	3.59	3.24
	0.8	10337	1235	1119	3.66	3.31
	1	10183	1256	1145	3.72	3.39
	1.2	10011	1278	1174	3.78	3.48
	1.4	9833	1300	1200	3.85	3.55
	1.6	9661	1324	1228	3.92	3.64
	1.8	9506	1349	1254	3.99	3.71
	2	9305	1372	1284	4.06	3.80
2.2	9090	1395	1317	4.13	3.90	
T8	0.2	9308	1027	922	1.91	1.72
	0.4	9101	1056	952	1.98	1.80
	0.6	8910	1086	983	2.06	1.89
	0.8	8713	1113	1014	2.13	1.98
	1	8513	1139	1047	2.20	2.06
	1.2	8300	1166	1083	2.28	2.15
	1.4	8094	1193	1116	2.35	2.24
	1.6	7881	1222	1149	2.42	2.33
	1.8	7681	1251	1181	2.49	2.41
	2	7448	1278	1213	2.55	2.47
2.2	7208	1304	1248	2.61	2.55	

DFG3003WM HIGH STATIC						
SPEED TAP	STATIC	AIRFLOW	RPM 1	RPM 2	BHP 1	BHP 2
T9	0.2	11346	1204	1082	3.94	3.54
	0.4	11154	1227	1105	4.01	3.61
	0.6	10987	1251	1129	4.09	3.69
	0.8	10818	1271	1153	4.16	3.77
	1	10670	1292	1177	4.22	3.85
	1.2	10505	1312	1203	4.29	3.93
	1.4	10321	1333	1227	4.36	4.01
	1.6	10150	1354	1253	4.43	4.10
	1.8	9998	1377	1277	4.50	4.17
	2	9804	1398	1305	4.57	4.27
T10	2.2	9597	1419	1335	4.64	4.36
	0.2	11813	1242	1117	4.51	4.05
	0.4	11617	1264	1140	4.58	4.14
	0.6	11438	1286	1165	4.66	4.23
	0.8	11256	1305	1186	4.73	4.30
	1	11107	1326	1209	4.81	4.39
	1.2	10943	1345	1232	4.88	4.47
	1.4	10740	1363	1254	4.95	4.55
	1.6	10560	1382	1276	5.01	4.63
	1.8	10400	1401	1298	5.08	4.71
2	10210	1420	1323	5.15	4.80	
2.2	10012	1439	1349	5.22	4.89	

DFG3003WH HIGH STATIC						
SPEED TAP	STATIC	AIRFLOW	RPM 1	RPM 2	BHP 1	BHP 2
T1	0.2	7461	861	774	1.28	1.15
	0.4	7225	895	812	1.33	1.21
	0.6	6970	930	854	1.39	1.27
	0.8	6700	963	894	1.43	1.33
	1	6423	996	933	1.49	1.39
	1.2	6141	1031	976	1.54	1.45
	1.4	5856	1063	1017	1.58	1.52
	1.6	5560	1095	1055	1.63	1.57
	1.8	5272	1127	1092	1.68	1.63
	2	4993	1155	1123	1.72	1.67
T2	2.2	4724	1184	1155	1.77	1.72
	0.2	7698	882	793	1.39	1.25
	0.4	7466	916	830	1.44	1.30
	0.6	7220	950	870	1.49	1.37
	0.8	6961	982	910	1.54	1.43
	1	6695	1015	947	1.60	1.49
	1.2	6423	1048	989	1.65	1.56
	1.4	6150	1080	1030	1.70	1.62
	1.6	5865	1112	1067	1.75	1.68
	1.8	5590	1143	1103	1.80	1.74
T3	2	5317	1171	1135	1.84	1.78
	2.2	5052	1200	1168	1.89	1.84
	0.2	11015	1176	1056	3.59	3.23
	0.4	10823	1200	1081	3.67	3.30
	0.6	10659	1225	1105	3.74	3.37
	0.8	10492	1246	1129	3.81	3.45
	1	10340	1268	1156	3.87	3.53
	1.2	10171	1289	1184	3.94	3.61
	1.4	9992	1311	1209	4.00	3.69
	1.6	9821	1334	1236	4.07	3.77
T4	1.8	9668	1358	1261	4.15	3.85
	2	9469	1381	1291	4.22	3.94
	2.2	9257	1403	1323	4.28	4.04
	0.2	11354	1205	1082	3.94	3.54
	0.4	11162	1228	1106	4.02	3.62
	0.6	10994	1251	1130	4.10	3.70
	0.8	10825	1272	1153	4.16	3.78
	1	10677	1293	1178	4.23	3.86
	1.2	10512	1313	1204	4.30	3.94
	1.4	10328	1333	1228	4.37	4.02
T4	1.6	10157	1355	1253	4.44	4.10
	1.8	10005	1377	1277	4.51	4.18
	2	9811	1399	1305	4.58	4.27
	2.2	9604	1420	1335	4.65	4.37

DFG3003WH HIGH STATIC						
SPEED TAP	STATIC	AIRFLOW	RPM 1	RPM 2	BHP 1	BHP 2
T5	0.2	11801	1241	1117	4.49	4.04
	0.4	11605	1263	1139	4.57	4.12
	0.6	11427	1285	1164	4.65	4.21
	0.8	11245	1304	1185	4.72	4.29
	1	11097	1325	1209	4.79	4.37
	1.2	10933	1344	1231	4.86	4.45
	1.4	10730	1362	1253	4.93	4.53
	1.6	10551	1381	1276	5.00	4.62
	1.8	10391	1401	1297	5.07	4.69
	2	10201	1420	1322	5.14	4.78
T6	2.2	10003	1438	1348	5.20	4.88
	0.2	9880	1078	967	2.64	2.37
	0.4	9681	1105	995	2.71	2.44
	0.6	9503	1133	1023	2.78	2.51
	0.8	9321	1158	1052	2.84	2.58
	1	9142	1182	1083	2.90	2.65
	1.2	8946	1208	1116	2.96	2.73
	1.4	8756	1233	1147	3.02	2.81
	1.6	8562	1260	1178	3.09	2.89
	1.8	8384	1288	1208	3.15	2.96
T7	2	8164	1314	1240	3.22	3.04
	2.2	7933	1339	1275	3.28	3.12
	0.2	10862	1163	1044	3.45	3.09
	0.4	10669	1188	1069	3.52	3.17
	0.6	10504	1213	1094	3.59	3.24
	0.8	10337	1235	1119	3.66	3.31
	1	10183	1256	1145	3.72	3.39
	1.2	10011	1278	1174	3.78	3.48
	1.4	9833	1300	1200	3.85	3.55
	1.6	9661	1324	1228	3.92	3.64
T8	1.8	9506	1349	1254	3.99	3.71
	2	9305	1372	1284	4.06	3.80
	2.2	9090	1395	1317	4.13	3.90
	0.2	9880	1078	967	2.64	2.37
	0.4	9681	1105	995	2.71	2.44
	0.6	9503	1133	1023	2.78	2.51
	0.8	9321	1158	1052	2.84	2.58
	1	9142	1182	1083	2.90	2.65
	1.2	8946	1208	1116	2.96	2.73
	1.4	8756	1233	1147	3.02	2.81
T8	1.6	8562	1260	1178	3.09	2.89
	1.8	8384	1288	1208	3.15	2.96
	2	8164	1314	1240	3.22	3.04
	2.2	7933	1339	1275	3.28	3.12

DFG3003WH HIGH STATIC						
SPEED TAP	STATIC	AIRFLOW	RPM 1	RPM 2	BHP 1	BHP 2
T9	0.2	11346	1204	1082	3.94	3.54
	0.4	11154	1227	1105	4.01	3.61
	0.6	10987	1251	1129	4.09	3.69
	0.8	10818	1271	1153	4.16	3.77
	1	10670	1292	1177	4.22	3.85
	1.2	10505	1312	1203	4.29	3.93
	1.4	10321	1333	1227	4.36	4.01
	1.6	10150	1354	1253	4.43	4.10
	1.8	9998	1377	1277	4.50	4.17
	2	9804	1398	1305	4.57	4.27
T10	2.2	9597	1419	1335	4.64	4.36
	0.2	11813	1242	1117	4.51	4.05
	0.4	11617	1264	1140	4.58	4.14
	0.6	11438	1286	1165	4.66	4.23
	0.8	11256	1305	1186	4.73	4.30
	1	11107	1326	1209	4.81	4.39
	1.2	10943	1345	1232	4.88	4.47
	1.4	10740	1363	1254	4.95	4.55
	1.6	10560	1382	1276	5.01	4.63
	1.8	10400	1401	1298	5.08	4.71
2	10210	1420	1323	5.15	4.80	
2.2	10012	1439	1349	5.22	4.89	

DFG1803DL STANDARD STATIC						
SPEED TAP	STATIC	AIRFLOW	RPM 1	RPM 2	BHP 1	BHP 2
T1	0.2	3187	485	421	0.19	0.16
	0.4	2666	529	519	0.20	0.20
	0.6	2272	590	583	0.23	0.22
	0.8	1702	652	679	0.25	0.26
	1	1079	719	729	0.28	0.28
	1.2	594	778	765	0.30	0.29
T2	0.2	4513	592	510	0.44	0.38
	0.4	4092	633	587	0.47	0.44
	0.6	3748	684	644	0.51	0.48
	0.8	3281	735	722	0.55	0.54
	1	2793	789	771	0.59	0.58
	1.2	2371	839	815	0.63	0.61
T3	0.2	5076	638	548	0.58	0.50
	0.4	4695	677	616	0.62	0.57
	0.6	4372	724	671	0.66	0.62
	0.8	3948	771	742	0.71	0.68
	1	3514	820	789	0.75	0.72
	1.2	3117	866	837	0.79	0.77
T4	0.2	7074	804	684	1.31	1.11
	0.4	6813	838	728	1.36	1.19
	0.6	6560	872	771	1.42	1.26
	0.8	6276	905	819	1.47	1.33
	1	6014	938	862	1.53	1.40
	1.2	5710	971	915	1.58	1.49
T5	0.2	8071	891	755	1.87	1.59
	0.4	7848	921	789	1.94	1.66
	0.6	7625	951	828	2.00	1.74
	0.8	7400	979	866	2.06	1.82
	1	7199	1005	905	2.11	1.90
	1.2	6942	1033	955	2.17	2.01
T6	0.2	5689	688	589	0.77	0.66
	0.4	5349	726	649	0.81	0.72
	0.6	5048	769	701	0.86	0.78
	0.8	4669	811	764	0.90	0.85
	1	4292	855	811	0.95	0.90
	1.2	3924	896	861	1.00	0.96
T7	0.2	5961	711	608	0.86	0.73
	0.4	5639	748	664	0.90	0.80
	0.6	5348	789	714	0.95	0.86
	0.8	4988	829	774	1.00	0.93
	1	4636	870	820	1.05	0.99
	1.2	4280	910	871	1.10	1.05

DFG1803DL STANDARD STATIC						
SPEED TAP	STATIC	AIRFLOW	RPM 1	RPM 2	BHP 1	BHP 2
T8	0.2	5689	688	589	0.77	0.66
	0.4	5349	726	649	0.81	0.72
	0.6	5048	769	701	0.86	0.78
	0.8	4669	811	764	0.90	0.85
	1	4292	855	811	0.95	0.90
	1.2	3924	896	861	1.00	0.96
T9	0.2	7063	803	684	1.30	1.11
	0.4	6802	837	727	1.36	1.18
	0.6	6548	871	771	1.42	1.25
	0.8	6263	905	819	1.47	1.33
	1	6000	937	862	1.52	1.40
	1.2	5696	970	915	1.58	1.49
T10	0.2	8046	888	753	1.86	1.57
	0.4	7822	919	787	1.92	1.64
	0.6	7598	949	826	1.98	1.73
	0.8	7371	977	865	2.04	1.81
	1	7170	1003	904	2.10	1.89
	1.2	6911	1031	954	2.15	1.99

DFG1803DM STANDARD STATIC						
SPEED TAP	STATIC	AIRFLOW	RPM 1	RPM 2	BHP 1	BHP 2
T1	0.2	3187	485	421	0.19	0.16
	0.4	2666	529	519	0.20	0.20
	0.6	2272	590	583	0.23	0.22
	0.8	1702	652	679	0.25	0.26
	1	1079	719	729	0.28	0.28
	1.2	594	778	765	0.30	0.29
T2	0.2	4513	592	510	0.44	0.38
	0.4	4092	633	587	0.47	0.44
	0.6	3748	684	644	0.51	0.48
	0.8	3281	735	722	0.55	0.54
	1	2793	789	771	0.59	0.58
	1.2	2371	839	815	0.63	0.61
T3	0.2	5076	638	548	0.58	0.50
	0.4	4695	677	616	0.62	0.57
	0.6	4372	724	671	0.66	0.62
	0.8	3948	771	742	0.71	0.68
	1	3514	820	789	0.75	0.72
	1.2	3117	866	837	0.79	0.77
T4	0.2	7074	804	684	1.31	1.11
	0.4	6813	838	728	1.36	1.19
	0.6	6560	872	771	1.42	1.26
	0.8	6276	905	819	1.47	1.33
	1	6014	938	862	1.53	1.40
	1.2	5710	971	915	1.58	1.49
T5	0.2	8071	891	755	1.87	1.59
	0.4	7848	921	789	1.94	1.66
	0.6	7625	951	828	2.00	1.74
	0.8	7400	979	866	2.06	1.82
	1	7199	1005	905	2.11	1.90
	1.2	6942	1033	955	2.17	2.01
T6	0.2	7063	803	684	1.30	1.11
	0.4	6802	837	727	1.36	1.18
	0.6	6548	871	771	1.42	1.25
	0.8	6263	905	819	1.47	1.33
	1	6000	937	862	1.52	1.40
	1.2	5696	970	915	1.58	1.49
T7	0.2	7384	831	706	1.47	1.25
	0.4	7138	863	746	1.52	1.32
	0.6	6894	896	788	1.58	1.39
	0.8	6630	928	833	1.64	1.47
	1	6389	958	875	1.69	1.54
	1.2	6100	989	927	1.74	1.64

DFG1803DM STANDARD STATIC						
SPEED TAP	STATIC	AIRFLOW	RPM 1	RPM 2	BHP 1	BHP 2
T8	0.2	7063	803	684	1.30	1.11
	0.4	6802	837	727	1.36	1.18
	0.6	6548	871	771	1.42	1.25
	0.8	6263	905	819	1.47	1.33
	1	6000	937	862	1.52	1.40
	1.2	5696	970	915	1.58	1.49
T9	0.2	7778	865	734	1.69	1.43
	0.4	7546	896	770	1.75	1.50
	0.6	7314	927	810	1.81	1.58
	0.8	7073	956	852	1.86	1.66
	1	6857	984	892	1.92	1.74
	1.2	6586	1014	943	1.98	1.84
T10	0.2	8046	888	753	1.86	1.57
	0.4	7822	919	787	1.92	1.64
	0.6	7598	949	826	1.98	1.73
	0.8	7371	977	865	2.04	1.81
	1	7170	1003	904	2.10	1.89
	1.2	6911	1031	954	2.15	1.99

DFG1803DH STANDARD STATIC						
SPEED TAP	STATIC	AIRFLOW	RPM 1	RPM 2	BHP 1	BHP 2
T1	0.2	3187	485	421	0.19	0.16
	0.4	2666	529	519	0.20	0.20
	0.6	2272	590	583	0.23	0.22
	0.8	1702	652	679	0.25	0.26
	1	1079	719	729	0.28	0.28
	1.2	594	778	765	0.30	0.29
T2	0.2	4513	592	510	0.44	0.38
	0.4	4092	633	587	0.47	0.44
	0.6	3748	684	644	0.51	0.48
	0.8	3281	735	722	0.55	0.54
	1	2793	789	771	0.59	0.58
	1.2	2371	839	815	0.63	0.61
T3	0.2	5076	638	548	0.58	0.50
	0.4	4695	677	616	0.62	0.57
	0.6	4372	724	671	0.66	0.62
	0.8	3948	771	742	0.71	0.68
	1	3514	820	789	0.75	0.72
	1.2	3117	866	837	0.79	0.77
T4	0.2	7074	804	684	1.31	1.11
	0.4	6813	838	728	1.36	1.19
	0.6	6560	872	771	1.42	1.26
	0.8	6276	905	819	1.47	1.33
	1	6014	938	862	1.53	1.40
	1.2	5710	971	915	1.58	1.49
T5	0.2	8071	891	755	1.87	1.59
	0.4	7848	921	789	1.94	1.66
	0.6	7625	951	828	2.00	1.74
	0.8	7400	979	866	2.06	1.82
	1	7199	1005	905	2.11	1.90
	1.2	6942	1033	955	2.17	2.01
T6	0.2	7384	831	706	1.47	1.25
	0.4	7138	863	746	1.52	1.32
	0.6	6894	896	788	1.58	1.39
	0.8	6630	928	833	1.64	1.47
	1	6389	958	875	1.69	1.54
	1.2	6100	989	927	1.74	1.64
T7	0.2	7778	865	734	1.69	1.43
	0.4	7546	896	770	1.75	1.50
	0.6	7314	927	810	1.81	1.58
	0.8	7073	956	852	1.86	1.66
	1	6857	984	892	1.92	1.74
	1.2	6586	1014	943	1.98	1.84

DFG1803DH STANDARD STATIC						
SPEED TAP	STATIC	AIRFLOW	RPM 1	RPM 2	BHP 1	BHP 2
T8	0.2	7384	831	706	1.47	1.25
	0.4	7138	863	746	1.52	1.32
	0.6	6894	896	788	1.58	1.39
	0.8	6630	928	833	1.64	1.47
	1	6389	958	875	1.69	1.54
	1.2	6100	989	927	1.74	1.64
T9	0.2	7959	881	747	1.80	1.52
	0.4	7733	912	782	1.86	1.60
	0.6	7506	942	821	1.92	1.68
	0.8	7275	970	861	1.98	1.76
	1	7069	997	900	2.04	1.84
	1.2	6807	1026	951	2.09	1.94
T10	0.2	8291	910	771	2.03	1.72
	0.4	8072	940	804	2.09	1.79
	0.6	7854	969	841	2.16	1.87
	0.8	7641	996	878	2.22	1.96
	1	7450	1021	916	2.28	2.04
	1.2	7203	1049	965	2.34	2.15

DFG2403DL STANDARD STATIC						
SPEED TAP	STATIC	AIRFLOW	RPM 1	RPM 2	BHP 1	BHP 2
T1	0.2	4070	567.36	513.99	0.33	0.30
	0.4	3699	617.86	574.64	0.36	0.33
	0.6	3288	671.17	635.76	0.39	0.37
	0.8	2826	717.95	702.08	0.41	0.40
	1	2294	761.50	749.12	0.44	0.43
	1.2	1910	797.18	785.83	0.46	0.45
T2	0.2	5717	725.19	649.02	0.79	0.71
	0.4	5423	762.74	693.33	0.84	0.76
	0.6	5133	801.53	739.11	0.88	0.81
	0.8	4818	837.38	785.70	0.92	0.86
	1	4475	872.15	825.70	0.96	0.90
	1.2	4177	905.90	861.97	0.99	0.94
T3	0.2	6782	825.82	735.86	1.22	1.09
	0.4	6525	856.44	771.60	1.27	1.14
	0.6	6298	887.46	808.94	1.31	1.20
	0.8	6058	917.32	845.16	1.36	1.25
	1	5813	947.18	880.77	1.40	1.30
	1.2	5561	978.93	915.84	1.45	1.36
T4	0.2	8737	1005.28	893.57	2.38	2.12
	0.4	8506	1028.63	921.07	2.44	2.18
	0.6	8331	1051.42	948.42	2.49	2.25
	0.8	8157	1074.31	974.48	2.55	2.31
	1	7994	1098.04	1002.70	2.60	2.38
	1.2	7794	1123.23	1032.13	2.66	2.45
T5	0.2	8955	1024.55	910.91	2.56	2.27
	0.4	8720	1047.85	938.55	2.62	2.34
	0.6	8542	1070.58	965.56	2.67	2.41
	0.8	8366	1093.26	991.75	2.73	2.48
	1	8199	1116.71	1019.23	2.79	2.54
	1.2	8000	1140.77	1047.54	2.85	2.62
T6	0.2	7146	859.83	765.40	1.40	1.24
	0.4	6899	888.46	798.72	1.44	1.30
	0.6	6688	917.22	833.54	1.49	1.35
	0.8	6470	945.31	866.81	1.54	1.41
	1	6251	973.69	900.97	1.58	1.46
	1.2	6013	1004.55	935.41	1.63	1.52
T7	0.2	8097	947.59	842.27	1.94	1.72
	0.4	7866	972.21	870.94	1.99	1.78
	0.6	7686	996.45	900.43	2.03	1.84
	0.8	7506	1020.80	927.99	2.08	1.90
	1	7336	1045.95	958.50	2.14	1.96
	1.2	7126	1073.87	990.48	2.19	2.02

DFG2403DL STANDARD STATIC						
SPEED TAP	STATIC	AIRFLOW	RPM 1	RPM 2	BHP 1	BHP 2
T8	0.2	7146	859.83	765.40	1.40	1.24
	0.4	6899	888.46	798.72	1.44	1.30
	0.6	6688	917.22	833.54	1.49	1.35
	0.8	6470	945.31	866.81	1.54	1.41
	1	6251	973.69	900.97	1.58	1.46
	1.2	6013	1004.55	935.41	1.63	1.52
T9	0.2	8729	1004.54	892.91	2.38	2.11
	0.4	8497	1027.89	920.40	2.43	2.18
	0.6	8322	1050.69	947.77	2.49	2.24
	0.8	8149	1073.59	973.84	2.54	2.31
	1	7986	1097.34	1002.08	2.60	2.37
	1.2	7786	1122.57	1031.55	2.66	2.44
T10	0.2	8971	1025.91	912.15	2.57	2.29
	0.4	8736	1049.22	939.81	2.63	2.36
	0.6	8557	1071.96	966.81	2.69	2.42
	0.8	8380	1094.63	993.02	2.74	2.49
	1	8213	1118.07	1020.45	2.80	2.56
	1.2	8014	1142.04	1048.68	2.86	2.63

DFG2403DM STANDARD STATIC						
SPEED TAP	STATIC	AIRFLOW	RPM 1	RPM 2	BHP 1	BHP 2
T1	0.2	4070	567.36	513.99	0.33	0.30
	0.4	3699	617.86	574.64	0.36	0.33
	0.6	3288	671.17	635.76	0.39	0.37
	0.8	2826	717.95	702.08	0.41	0.40
	1	2294	761.50	749.12	0.44	0.43
	1.2	1910	797.18	785.83	0.46	0.45
T2	0.2	5717	725.19	649.02	0.79	0.71
	0.4	5423	762.74	693.33	0.84	0.76
	0.6	5133	801.53	739.11	0.88	0.81
	0.8	4818	837.38	785.70	0.92	0.86
	1	4475	872.15	825.70	0.96	0.90
	1.2	4177	905.90	861.97	0.99	0.94
T3	0.2	6782	825.82	735.86	1.22	1.09
	0.4	6525	856.44	771.60	1.27	1.14
	0.6	6298	887.46	808.94	1.31	1.20
	0.8	6058	917.32	845.16	1.36	1.25
	1	5813	947.18	880.77	1.40	1.30
	1.2	5561	978.93	915.84	1.45	1.36
T4	0.2	8737	1005.28	893.57	2.38	2.12
	0.4	8506	1028.63	921.07	2.44	2.18
	0.6	8331	1051.42	948.42	2.49	2.25
	0.8	8157	1074.31	974.48	2.55	2.31
	1	7994	1098.04	1002.70	2.60	2.38
	1.2	7794	1123.23	1032.13	2.66	2.45
T5	0.2	8955	1024.55	910.91	2.56	2.27
	0.4	8720	1047.85	938.55	2.62	2.34
	0.6	8542	1070.58	965.56	2.67	2.41
	0.8	8366	1093.26	991.75	2.73	2.48
	1	8199	1116.71	1019.23	2.79	2.54
	1.2	8000	1140.77	1047.54	2.85	2.62
T6	0.2	7899	929.50	826.34	1.81	1.61
	0.4	7666	954.78	855.73	1.86	1.67
	0.6	7482	979.77	886.15	1.91	1.73
	0.8	7296	1004.77	914.62	1.96	1.78
	1	7119	1030.50	945.86	2.01	1.84
	1.2	6904	1059.12	978.46	2.06	1.91
T7	0.2	8287	964.87	857.56	2.06	1.83
	0.4	8057	988.96	885.67	2.11	1.89
	0.6	7881	1012.61	914.37	2.16	1.95
	0.8	7704	1036.42	941.25	2.21	2.01
	1	7539	1061.06	971.06	2.27	2.07
	1.2	7333	1088.25	1002.37	2.32	2.14

DFG2403DM STANDARD STATIC						
SPEED TAP	STATIC	AIRFLOW	RPM 1	RPM 2	BHP 1	BHP 2
T8	0.2	7899	929.50	826.34	1.81	1.61
	0.4	7666	954.78	855.73	1.86	1.67
	0.6	7482	979.77	886.15	1.91	1.73
	0.8	7296	1004.77	914.62	1.96	1.78
	1	7119	1030.50	945.86	2.01	1.84
	1.2	6904	1059.12	978.46	2.06	1.91
T9	0.2	8729	1004.54	892.91	2.38	2.11
	0.4	8497	1027.89	920.40	2.43	2.18
	0.6	8322	1050.69	947.77	2.49	2.24
	0.8	8149	1073.59	973.84	2.54	2.31
	1	7986	1097.34	1002.08	2.60	2.37
	1.2	7786	1122.57	1031.55	2.66	2.44
T10	0.2	8971	1025.91	912.15	2.57	2.29
	0.4	8736	1049.22	939.81	2.63	2.36
	0.6	8557	1071.96	966.81	2.69	2.42
	0.8	8380	1094.63	993.02	2.74	2.49
	1	8213	1118.07	1020.45	2.80	2.56
	1.2	8014	1142.04	1048.68	2.86	2.63

DFG2403DH STANDARD STATIC						
SPEED TAP	STATIC	AIRFLOW	RPM 1	RPM 2	BHP 1	BHP 2
T1	0.2	4070	567.36	513.99	0.33	0.30
	0.4	3699	617.86	574.64	0.36	0.33
	0.6	3288	671.17	635.76	0.39	0.37
	0.8	2826	717.95	702.08	0.41	0.40
	1	2294	761.50	749.12	0.44	0.43
	1.2	1910	797.18	785.83	0.46	0.45
T2	0.2	5717	725.19	649.02	0.79	0.71
	0.4	5423	762.74	693.33	0.84	0.76
	0.6	5133	801.53	739.11	0.88	0.81
	0.8	4818	837.38	785.70	0.92	0.86
	1	4475	872.15	825.70	0.96	0.90
	1.2	4177	905.90	861.97	0.99	0.94
T3	0.2	6782	825.82	735.86	1.22	1.09
	0.4	6525	856.44	771.60	1.27	1.14
	0.6	6298	887.46	808.94	1.31	1.20
	0.8	6058	917.32	845.16	1.36	1.25
	1	5813	947.18	880.77	1.40	1.30
	1.2	5561	978.93	915.84	1.45	1.36
T4	0.2	8737	1005.28	893.57	2.38	2.12
	0.4	8506	1028.63	921.07	2.44	2.18
	0.6	8331	1051.42	948.42	2.49	2.25
	0.8	8157	1074.31	974.48	2.55	2.31
	1	7994	1098.04	1002.70	2.60	2.38
	1.2	7794	1123.23	1032.13	2.66	2.45
T5	0.2	8955	1024.55	910.91	2.56	2.27
	0.4	8720	1047.85	938.55	2.62	2.34
	0.6	8542	1070.58	965.56	2.67	2.41
	0.8	8366	1093.26	991.75	2.73	2.48
	1	8199	1116.71	1019.23	2.79	2.54
	1.2	8000	1140.77	1047.54	2.85	2.62
T6	0.2	8097	947.59	842.27	1.94	1.72
	0.4	7866	972.21	870.94	1.99	1.78
	0.6	7686	996.45	900.43	2.03	1.84
	0.8	7506	1020.80	927.99	2.08	1.90
	1	7336	1045.95	958.50	2.14	1.96
	1.2	7126	1073.87	990.48	2.19	2.02
T7	0.2	8287	964.87	857.56	2.06	1.83
	0.4	8057	988.96	885.67	2.11	1.89
	0.6	7881	1012.61	914.37	2.16	1.95
	0.8	7704	1036.42	941.25	2.21	2.01
	1	7539	1061.06	971.06	2.27	2.07
	1.2	7333	1088.25	1002.37	2.32	2.14

DFG2403DH STANDARD STATIC						
SPEED TAP	STATIC	AIRFLOW	RPM 1	RPM 2	BHP 1	BHP 2
T8	0.2	8097	947.59	842.27	1.94	1.72
	0.4	7866	972.21	870.94	1.99	1.78
	0.6	7686	996.45	900.43	2.03	1.84
	0.8	7506	1020.80	927.99	2.08	1.90
	1	7336	1045.95	958.50	2.14	1.96
	1.2	7126	1073.87	990.48	2.19	2.02
T9	0.2	8729	1004.54	892.91	2.38	2.11
	0.4	8497	1027.89	920.40	2.43	2.18
	0.6	8322	1050.69	947.77	2.49	2.24
	0.8	8149	1073.59	973.84	2.54	2.31
	1	7986	1097.34	1002.08	2.60	2.37
	1.2	7786	1122.57	1031.55	2.66	2.44
T10	0.2	8971	1025.91	912.15	2.57	2.29
	0.4	8736	1049.22	939.81	2.63	2.36
	0.6	8557	1071.96	966.81	2.69	2.42
	0.8	8380	1094.63	993.02	2.74	2.49
	1	8213	1118.07	1020.45	2.80	2.56
	1.2	8014	1142.04	1048.68	2.86	2.63

DFG3003DL STANDARD STATIC						
SPEED TAP	STATIC	AIRFLOW	RPM 1	RPM 2	BHP 1	BHP 2
T1	0.2	5761	705.19	636.84	0.67	0.60
	0.4	5491	745.05	682.80	0.71	0.65
	0.6	5161	783.49	736.74	0.74	0.70
	0.8	4806	822.31	785.90	0.78	0.75
	1	4447	864.00	830.28	0.82	0.79
	1.2	4092	905.07	877.59	0.86	0.83
T2	0.2	6955	814.73	733.18	1.08	0.97
	0.4	6710	850.82	773.50	1.12	1.02
	0.6	6434	886.42	818.77	1.17	1.08
	0.8	6140	921.12	861.92	1.22	1.14
	1	5840	957.16	902.34	1.26	1.19
	1.2	5537	993.48	946.37	1.31	1.25
T3	0.2	8982	998.27	895.68	2.05	1.84
	0.4	8772	1028.08	927.15	2.11	1.91
	0.6	8571	1058.57	959.63	2.18	1.97
	0.8	8363	1086.46	992.95	2.23	2.04
	1	8151	1113.89	1026.48	2.29	2.11
	1.2	7927	1142.39	1063.86	2.35	2.19
T4	0.2	10701	1149.61	1031.67	3.30	2.96
	0.4	10508	1174.28	1056.89	3.37	3.03
	0.6	10342	1199.96	1081.99	3.44	3.10
	0.8	10174	1222.34	1107.66	3.51	3.18
	1	10017	1244.32	1135.05	3.57	3.26
	1.2	9842	1266.63	1164.86	3.63	3.34
T5	0.2	10862	1163.39	1044.23	3.45	3.09
	0.4	10669	1187.60	1068.97	3.52	3.17
	0.6	10504	1212.78	1093.68	3.59	3.24
	0.8	10337	1234.67	1118.69	3.66	3.31
	1	10183	1256.30	1145.49	3.72	3.39
	1.2	10011	1278.07	1174.42	3.78	3.48
T6	0.2	6310	755.69	681.21	0.84	0.76
	0.4	6052	793.81	724.55	0.89	0.81
	0.6	5747	830.95	774.42	0.93	0.86
	0.8	5422	867.87	820.80	0.97	0.92
	1	5090	906.92	863.36	1.01	0.96
	1.2	4759	945.80	909.20	1.06	1.01
T7	0.2	8681	971.24	871.63	1.88	1.69
	0.4	8466	1001.97	904.34	1.94	1.75
	0.6	8255	1033.25	938.52	2.00	1.82
	0.8	8037	1062.13	973.26	2.06	1.88
	1	7813	1090.74	1007.84	2.11	1.95
	1.2	7578	1120.38	1046.32	2.17	2.03

DFG3003DL STANDARD STATIC						
SPEED TAP	STATIC	AIRFLOW	RPM 1	RPM 2	BHP 1	BHP 2
T8	0.2	6310	755.69	681.21	0.84	0.76
	0.4	6052	793.81	724.55	0.89	0.81
	0.6	5747	830.95	774.42	0.93	0.86
	0.8	5422	867.87	820.80	0.97	0.92
	1	5090	906.92	863.36	1.01	0.96
	1.2	4759	945.80	909.20	1.06	1.01
T9	0.2	10683	1148.04	1030.24	3.28	2.95
	0.4	10490	1172.76	1055.52	3.35	3.02
	0.6	10324	1198.49	1080.66	3.43	3.09
	0.8	10156	1220.93	1106.41	3.49	3.16
	1	9998	1242.95	1133.87	3.55	3.24
	1.2	9822	1265.33	1163.78	3.62	3.33
T10	0.2	10862	1163.39	1044.23	3.45	3.09
	0.4	10669	1187.60	1068.97	3.52	2.20
	0.6	10504	1212.78	1093.68	3.59	2.25
	0.8	10337	1234.67	1118.69	3.66	2.30
	1	10183	1256.30	1145.49	3.72	2.36
	1.2	10011	1278.07	1174.42	3.78	2.42

DFG3003DM STANDARD STATIC						
SPEED TAP	STATIC	AIRFLOW	RPM 1	RPM 2	BHP 1	BHP 2
T1	0.2	5761	705	637	0.67	0.60
	0.4	5491	745	683	0.71	0.65
	0.6	5161	783	737	0.74	0.70
	0.8	4806	822	786	0.78	0.75
	1	4447	864	830	0.82	0.79
	1.2	4092	905	878	0.86	0.83
T2	0.2	6955	815	733	1.08	0.97
	0.4	6710	851	774	1.12	1.02
	0.6	6434	886	819	1.17	1.08
	0.8	6140	921	862	1.22	1.14
	1	5840	957	902	1.26	1.19
	1.2	5537	993	946	1.31	1.25
T3	0.2	8982	998	896	2.05	1.84
	0.4	8772	1028	927	2.11	1.91
	0.6	8571	1059	960	2.18	1.97
	0.8	8363	1086	993	2.23	2.04
	1	8151	1114	1026	2.29	2.11
	1.2	7927	1142	1064	2.35	2.19
T4	0.2	10701	1150	1032	3.30	2.96
	0.4	10508	1174	1057	3.37	3.03
	0.6	10342	1200	1082	3.44	3.10
	0.8	10174	1222	1108	3.51	3.18
	1	10017	1244	1135	3.57	3.26
	1.2	9842	1267	1165	3.63	3.34
T5	0.2	10862	1163	1044	3.45	3.09
	0.4	10669	1188	1069	3.52	3.17
	0.6	10504	1213	1094	3.59	3.24
	0.8	10337	1235	1119	3.66	3.31
	1	10183	1256	1145	3.72	3.39
	1.2	10011	1278	1174	3.78	3.48
T6	0.2	6475	771	694	0.90	0.81
	0.4	6220	808	737	0.94	0.86
	0.6	5923	845	786	0.99	0.92
	0.8	5605	881	831	1.03	0.97
	1	5282	920	873	1.07	1.02
	1.2	4958	958	919	1.12	1.07
T7	0.2	8681	971	872	1.88	1.69
	0.4	8466	1002	904	1.94	1.75
	0.6	8255	1033	939	2.00	1.82
	0.8	8037	1062	973	2.06	1.88
	1	7813	1091	1008	2.11	1.95
	1.2	7578	1120	1046	2.17	2.03

DFG3003DM STANDARD STATIC						
SPEED TAP	STATIC	AIRFLOW	RPM 1	RPM 2	BHP 1	BHP 2
T8	0.2	9308	1027	922	2.25	2.02
	0.4	9101	1056	952	2.32	2.09
	0.6	8910	1086	983	2.38	2.15
	0.8	8713	1113	1014	2.44	2.22
	1	8513	1139	1047	2.50	2.30
	1.2	8300	1166	1083	2.56	2.37
T9	0.2	10683	1148	1030	3.28	2.95
	0.4	10490	1173	1056	3.35	3.02
	0.6	10324	1198	1081	3.43	3.09
	0.8	10156	1221	1106	3.49	3.16
	1	9998	1243	1134	3.55	3.24
	1.2	9822	1265	1164	3.62	3.33
T10	0.2	10862	1163	1044	3.45	3.09
	0.4	10669	1188	1069	3.52	3.17
	0.6	10504	1213	1094	3.59	3.24
	0.8	10337	1235	1119	3.66	3.31
	1	10183	1256	1145	3.72	3.39
	1.2	10011	1278	1174	3.78	3.48

DFG3003DH STANDARD STATIC						
SPEED TAP	STATIC	AIRFLOW	RPM 1	RPM 2	BHP 1	BHP 2
T1	0.2	5761	705	637	0.67	0.60
	0.4	5491	745	683	0.71	0.65
	0.6	5161	783	737	0.74	0.70
	0.8	4806	822	786	0.78	0.75
	1	4447	864	830	0.82	0.79
	1.2	4092	905	878	0.86	0.83
T2	0.2	6955	815	733	1.08	0.97
	0.4	6710	851	774	1.12	1.02
	0.6	6434	886	819	1.17	1.08
	0.8	6140	921	862	1.22	1.14
	1	5840	957	902	1.26	1.19
	1.2	5537	993	946	1.31	1.25
T3	0.2	8982	998	896	2.05	1.84
	0.4	8772	1028	927	2.11	1.91
	0.6	8571	1059	960	2.18	1.97
	0.8	8363	1086	993	2.23	2.04
	1	8151	1114	1026	2.29	2.11
	1.2	7927	1142	1064	2.35	2.19
T4	0.2	10701	1150	1032	3.30	2.96
	0.4	10508	1174	1057	3.37	3.03
	0.6	10342	1200	1082	3.44	3.10
	0.8	10174	1222	1108	3.51	3.18
	1	10017	1244	1135	3.57	3.26
	1.2	9842	1267	1165	3.63	3.34
T5	0.2	10862	1163	1044	3.45	3.09
	0.4	10669	1188	1069	3.52	3.17
	0.6	10504	1213	1094	3.59	3.24
	0.8	10337	1235	1119	3.66	3.31
	1	10183	1256	1145	3.72	3.39
	1.2	10011	1278	1174	3.78	3.48
T6	0.2	9658	1058	949	2.48	2.23
	0.4	9456	1086	978	2.55	2.30
	0.6	9273	1115	1007	2.62	2.36
	0.8	9086	1141	1037	2.68	2.43
	1	8899	1166	1069	2.73	2.51
	1.2	8697	1192	1103	2.80	2.59
T7	0.2	8681	971	872	1.88	1.69
	0.4	8466	1002	904	1.94	1.75
	0.6	8255	1033	939	2.00	1.82
	0.8	8037	1062	973	2.06	1.88
	1	7813	1091	1008	2.11	1.95
	1.2	7578	1120	1046	2.17	2.03

DFG3003DH STANDARD STATIC						
SPEED TAP	STATIC	AIRFLOW	RPM 1	RPM 2	BHP 1	BHP 2
T8	0.2	9658	1058	949	2.48	2.23
	0.4	9456	1086	978	2.55	2.30
	0.6	9273	1115	1007	2.62	2.36
	0.8	9086	1141	1037	2.68	2.43
	1	8899	1166	1069	2.73	2.51
	1.2	8697	1192	1103	2.80	2.59
T9	0.2	10683	1148	1030	3.28	2.95
	0.4	10490	1173	1056	3.35	3.02
	0.6	10324	1198	1081	3.43	3.09
	0.8	10156	1221	1106	3.49	3.16
	1	9998	1243	1134	3.55	3.24
	1.2	9822	1265	1164	3.62	3.33
T10	0.2	10862	1163	1044	3.45	3.09
	0.4	10669	1188	1069	3.52	3.17
	0.6	10504	1213	1094	3.59	3.24
	0.8	10337	1235	1119	3.66	3.31
	1	10183	1256	1145	3.72	3.39
	1.2	10011	1278	1174	3.78	3.48

MODELS: DFG1803DL, DFG1804DL, DFG1807D • STANDARD STATIC TO 3.5HP (0.2 ~1.2 ESP)															
CFM	0.2					0.4					0.6				
	RPM1	RPM2	DDC%	BHP1	BHP2	RPM1	RPM2	DDC%	BHP1	BHP2	RPM1	RPM2	DDC%	BHP1	BHP2
3600	523	453	29	0.52	0.44	601	577	30	0.52	0.49	679	646	31	0.56	0.53
3900	545	472	29	0.50	0.42	621	586	30	0.52	0.48	695	655	31	0.57	0.53
4200	568	491	30	0.49	0.42	642	597	31	0.53	0.49	713	664	32	0.60	0.56
4500	592	510	31	0.49	0.42	662	608	32	0.55	0.51	730	674	34	0.64	0.59
4800	615	529	32	0.52	0.45	683	620	34	0.60	0.54	749	686	35	0.70	0.64
5100	639	549	33	0.56	0.48	705	633	35	0.66	0.59	768	697	37	0.78	0.71
5400	663	569	35	0.62	0.54	727	647	37	0.74	0.65	788	710	39	0.87	0.79
5700	688	589	37	0.70	0.60	750	661	39	0.83	0.73	808	724	41	0.98	0.88
6000	713	609	39	0.80	0.68	773	677	41	0.94	0.83	829	738	43	1.11	0.99
6300	738	630	41	0.91	0.78	796	693	44	1.07	0.94	851	753	46	1.25	1.11
6600	763	651	44	1.04	0.89	820	710	46	1.22	1.06	873	770	49	1.41	1.25
CFM	0.8					1					1.2				
	RPM1	RPM2	DDC%	BHP1	BHP2	RPM1	RPM2	DDC%	BHP1	BHP2	RPM1	RPM2	DDC%	BHP1	BHP2
3600	754	733	32	0.63	0.61	820	789	33	0.70	0.68	876	850	35	0.80	0.80
3900	767	739	33	0.65	0.63	831	795	34	0.75	0.73	886	859	36	0.87	0.86
4200	781	746	34	0.70	0.67	842	803	36	0.81	0.78	897	868	38	0.94	0.93
4500	797	753	36	0.76	0.72	855	811	37	0.88	0.85	908	878	39	1.04	1.02
4800	812	762	37	0.84	0.79	868	819	39	0.97	0.93	921	887	41	1.14	1.11
5100	829	771	39	0.93	0.87	882	828	41	1.08	1.02	935	897	44	1.26	1.22
5400	847	782	41	1.03	0.96	898	838	43	1.20	1.12	949	907	46	1.39	1.33
5700	865	793	43	1.16	1.06	914	848	46	1.33	1.24	965	916	48	1.54	1.46
6000	884	805	46	1.30	1.18	932	859	48	1.48	1.37	981	926	51	1.70	1.60
6300	904	817	49	1.45	1.31	950	871	51	1.65	1.51	999	936	54	1.87	1.75
6600	924	831	52	1.62	1.46	969	883	54	1.83	1.66	1017	946	57	2.06	1.90

MODELS: DFG1803DM, DFG1803DH, DFG1804DM, DFG1804DH, DFG1807DM, DFG1807DH • STANDARD STATIC TO 3.5HP (0.2 ~1.2 ESP)															
CFM	0.2					0.4					0.6				
	RPM1	RPM2	DDC%	BHP1	BHP2	RPM1	RPM2	DDC%	BHP1	BHP2	RPM1	RPM2	DDC%	BHP1	BHP2
3600	523	453	29	0.52	0.44	601	577	30	0.52	0.49	679	646	31	0.56	0.53
3900	545	472	29	0.50	0.42	621	586	30	0.52	0.48	695	655	31	0.57	0.53
4200	568	491	30	0.49	0.42	642	597	31	0.53	0.49	713	664	32	0.60	0.56
4500	592	510	31	0.49	0.42	662	608	32	0.55	0.51	730	674	34	0.64	0.59
4800	615	529	32	0.52	0.45	683	620	34	0.60	0.54	749	686	35	0.70	0.64
5100	639	549	33	0.56	0.48	705	633	35	0.66	0.59	768	697	37	0.78	0.71
5400	663	569	35	0.62	0.54	727	647	37	0.74	0.65	788	710	39	0.87	0.79
5700	688	589	37	0.70	0.60	750	661	39	0.83	0.73	808	724	41	0.98	0.88
6000	713	609	39	0.80	0.68	773	677	41	0.94	0.83	829	738	43	1.11	0.99
6300	738	630	41	0.91	0.78	796	693	44	1.07	0.94	851	753	46	1.25	1.11
6600	763	651	44	1.04	0.89	820	710	46	1.22	1.06	873	770	49	1.41	1.25
CFM	0.8					1					1.2				
	RPM1	RPM2	DDC%	BHP1	BHP2	RPM1	RPM2	DDC%	BHP1	BHP2	RPM1	RPM2	DDC%	BHP1	BHP2
3600	754	733	32	0.63	0.61	820	789	33	0.70	0.68	876	850	35	0.80	0.80
3900	767	739	33	0.65	0.63	831	795	34	0.75	0.73	886	859	36	0.87	0.86
4200	781	746	34	0.70	0.67	842	803	36	0.81	0.78	897	868	38	0.94	0.93
4500	797	753	36	0.76	0.72	855	811	37	0.88	0.85	908	878	39	1.04	1.02
4800	812	762	37	0.84	0.79	868	819	39	0.97	0.93	921	887	41	1.14	1.11
5100	829	771	39	0.93	0.87	882	828	41	1.08	1.02	935	897	44	1.26	1.22
5400	847	782	41	1.03	0.96	898	838	43	1.20	1.12	949	907	46	1.39	1.33
5700	865	793	43	1.16	1.06	914	848	46	1.33	1.24	965	916	48	1.54	1.46
6000	884	805	46	1.30	1.18	932	859	48	1.48	1.37	981	926	51	1.70	1.60
6300	904	817	49	1.45	1.31	950	871	51	1.65	1.51	999	936	54	1.87	1.75
6600	924	831	52	1.62	1.46	969	883	54	1.83	1.66	1017	946	57	2.06	1.90

MODELS: DFG2403DL, DFG2404DL, DFG2407DL • STANDARD STATIC TO 3.5HP (0.2 ~1.2 ESP)															
CFM	0.2					0.4					0.6				
	RPM1	RPM2	DDC%	BHP1	BHP2	RPM1	RPM2	DDC%	BHP1	BHP2	RPM1	RPM2	DDC%	BHP1	BHP2
4800	638	574	31	0.47	0.42	710	648	33	0.59	0.53	774	716	34	0.70	0.65
5200	677	607	33	0.58	0.52	743	676	35	0.71	0.64	743	676	37	0.84	0.77
5600	715	640	36	0.72	0.64	777	704	38	0.85	0.77	777	704	40	0.99	0.91
6000	753	672	39	0.87	0.77	811	733	41	1.02	0.92	811	733	43	1.16	1.06
6400	791	705	42	1.04	0.92	846	762	45	1.20	1.08	846	762	47	1.36	1.24
6800	828	737	46	1.23	1.09	880	791	48	1.40	1.26	880	791	50	1.57	1.43
7200	865	770	50	1.43	1.28	915	821	52	1.63	1.46	915	821	54	1.80	1.63
7600	902	802	54	1.66	1.48	950	852	56	1.87	1.68	950	852	58	2.05	1.86
8000	938	834	58	1.91	1.70	985	883	60	2.13	1.91	985	883	62	2.32	2.10
8400	974	866	62	2.18	1.94	1020	914	65	2.41	2.16	1020	914	67	2.61	2.36
8800	1010	898	66	2.47	2.20	1055	946	69	2.71	2.43	1055	946	72	2.92	2.64
CFM	0.8					1					1.2				
	RPM1	RPM2	DDC%	BHP1	BHP2	RPM1	RPM2	DDC%	BHP1	BHP2	RPM1	RPM2	DDC%	BHP1	BHP2
4800	831	778	36	0.83	0.78	883	831	38	0.96	0.91	933	879	40	1.11	1.05
5200	857	797	39	0.97	0.91	907	849	41	1.12	1.05	956	897	43	1.27	1.20
5600	884	818	42	1.14	1.05	932	868	44	1.29	1.20	980	916	46	1.46	1.36
6000	912	840	45	1.32	1.22	958	888	47	1.48	1.38	1005	936	49	1.66	1.54
6400	940	863	49	1.52	1.40	985	910	51	1.69	1.57	1031	957	53	1.88	1.74
6800	970	888	52	1.74	1.60	1013	934	54	1.92	1.77	1059	979	56	2.11	1.96
7200	1001	914	56	1.98	1.81	1043	958	58	2.17	1.99	1087	1003	60	2.37	2.18
7600	1033	941	60	2.24	2.04	1074	984	62	2.43	2.23	1116	1028	65	2.64	2.43
8000	1066	969	64	2.52	2.29	1106	1011	67	2.72	2.48	1146	1053	69	2.93	2.69
8400	1100	999	69	2.82	2.56	1139	1040	71	3.02	2.75	1177	1080	73	3.23	2.97
8800	1135	1030	74	3.13	2.84										

MODELS: DFG2403DM, DFG2403DH, DFG2404DM, DFG2404DH, DFG2407DM, DFG2407DH • STANDARD STATIC TO 3.5HP (0.2 ~1.2 ESP)															
CFM	0.2					0.4					0.6				
	RPM1	RPM2	DDC%	BHP1	BHP2	RPM1	RPM2	DDC%	BHP1	BHP2	RPM1	RPM2	DDC%	BHP1	BHP2
4800	638	574	31	0.47	0.42	710	648	33	0.59	0.53	774	716	34	0.70	0.65
5200	677	607	33	0.58	0.52	743	676	35	0.71	0.64	743	676	37	0.84	0.77
5600	715	640	36	0.72	0.64	777	704	38	0.85	0.77	777	704	40	0.99	0.91
6000	753	672	39	0.87	0.77	811	733	41	1.02	0.92	811	733	43	1.16	1.06
6400	791	705	42	1.04	0.92	846	762	45	1.20	1.08	846	762	47	1.36	1.24
6800	828	737	46	1.23	1.09	880	791	48	1.40	1.26	880	791	50	1.57	1.43
7200	865	770	50	1.43	1.28	915	821	52	1.63	1.46	915	821	54	1.80	1.63
7600	902	802	54	1.66	1.48	950	852	56	1.87	1.68	950	852	58	2.05	1.86
8000	938	834	58	1.91	1.70	985	883	60	2.13	1.91	985	883	62	2.32	2.10
8400	974	866	62	2.18	1.94	1020	914	65	2.41	2.16	1020	914	67	2.61	2.36
8800	1010	898	66	2.47	2.20	1055	946	69	2.71	2.43	1055	946	72	2.92	2.64
CFM	0.8					1					1.2				
	RPM1	RPM2	DDC%	BHP1	BHP2	RPM1	RPM2	DDC%	BHP1	BHP2	RPM1	RPM2	DDC%	BHP1	BHP3
4800	831	778	36	0.83	0.78	883	831	38	0.96	0.91	933	879	40	1.11	1.05
5200	857	797	39	0.97	0.91	907	849	41	1.12	1.05	956	897	43	1.27	1.20
5600	884	818	42	1.14	1.05	932	868	44	1.29	1.20	980	916	46	1.46	1.36
6000	912	840	45	1.32	1.22	958	888	47	1.48	1.38	1005	936	49	1.66	1.54
6400	940	863	49	1.52	1.40	985	910	51	1.69	1.57	1031	957	53	1.88	1.74
6800	970	888	52	1.74	1.60	1013	934	54	1.92	1.77	1059	979	56	2.11	1.96
7200	1001	914	56	1.98	1.81	1043	958	58	2.17	1.99	1087	1003	60	2.37	2.18
7600	1033	941	60	2.24	2.04	1074	984	62	2.43	2.23	1116	1028	65	2.64	2.43
8000	1066	969	64	2.52	2.29	1106	1011	67	2.72	2.48	1146	1053	69	2.93	2.69
8400	1100	999	69	2.82	2.56	1139	1040	71	3.02	2.75	1177	1080	73	3.23	2.97
8800	1135	1030	74	3.13	2.84										

MODELS: DFG3003DL, DFG3004DL, DFG3007DLSTANDARD • STATIC TO 5HP (0.2 ~1.2 ESP)															
CFM	0.2					0.4					0.6				
	RPM1	RPM2	DDC%	BHP1	BHP2	RPM1	RPM2	DDC%	BHP1	BHP2	RPM1	RPM2	DDC%	BHP1	BHP2
7000	819	736	38	1.06	0.95	874	793	39	1.20	1.09	928	848	41	1.35	1.23
7500	864	775	41	1.27	1.14	916	829	43	1.42	1.29	967	879	44	1.58	1.44
8000	908	815	45	1.51	1.35	958	866	46	1.67	1.51	1007	912	48	1.85	1.68
8500	953	854	49	1.78	1.60	1001	903	50	1.96	1.77	1047	946	52	2.15	1.94
9000	998	894	53	2.08	1.87	1044	941	54	2.28	2.05	1088	982	56	2.47	2.24
9500	1042	934	57	2.42	2.17	1087	979	59	2.62	2.37	1130	1019	61	2.83	2.56
10000	1087	975	62	2.78	2.50	1130	1018	64	3.01	2.71	1172	1057	65	3.22	2.91
10500	1131	1015	67	3.18	2.86	1174	1057	69	3.42	3.08	1214	1097	71	3.65	3.30
11000	1176	1056	72	3.61	3.24	1217	1096	74	3.86	3.48	1257	1138	76	4.10	3.71
CFM	0.8					1					1.2				
	RPM1	RPM2	DDC%	BHP1	BHP2	RPM1	RPM2	DDC%	BHP1	BHP2	RPM1	RPM2	DDC%	BHP1	BHP2
5600	976	901	42	1.50	1.38	1023	955	44	1.66	1.55	1070	1013	46	1.85	1.75
6000	1012	930	46	1.74	1.60	1057	982	48	1.92	1.78	1102	1039	49	2.11	1.98
6400	1050	960	50	2.02	1.85	1092	1010	51	2.20	2.03	1135	1065	53	2.40	2.24
6800	1088	992	54	2.33	2.12	1128	1040	55	2.52	2.32	1170	1092	57	2.72	2.53
7200	1128	1026	58	2.67	2.43	1166	1071	60	2.86	2.63	1206	1119	61	3.07	2.84
7600	1168	1061	62	3.04	2.76	1206	1104	64	3.24	2.96	1244	1147	66	3.45	3.17
8000	1210	1098	67	3.44	3.13	1246	1138	69	3.65	3.33	1283	1177	71	3.86	3.53
8400	1252	1137	73	3.88	3.52	1288	1173	74	4.09	3.72	1324	1206	76	4.29	3.92
8800	1296	1177	78	4.34	3.94	1332	1209	80	4.56	4.14	1366	1237	81	4.76	4.33

MODELS: DFG3003DM, DFG3003DH, DFG3004DM, DFG3004DH, DFG3007DM, DFG3007DH • STANDARD STATIC TO 5HP (0.2 ~1.2 ESP)															
CFM	0.2					0.4					0.6				
	RPM1	RPM2	DDC%	BHP1	BHP2	RPM1	RPM2	DDC%	BHP1	BHP2	RPM1	RPM2	DDC%	BHP1	BHP2
7000	819	736	38	1.06	0.95	874	793	39	1.20	1.09	928	848	41	1.35	1.23
7500	864	775	41	1.27	1.14	916	829	43	1.42	1.29	967	879	44	1.58	1.44
8000	908	815	45	1.51	1.35	958	866	46	1.67	1.51	1007	912	48	1.85	1.68
8500	953	854	49	1.78	1.60	1001	903	50	1.96	1.77	1047	946	52	2.15	1.94
9000	998	894	53	2.08	1.87	1044	941	54	2.28	2.05	1088	982	56	2.47	2.24
9500	1042	934	57	2.42	2.17	1087	979	59	2.62	2.37	1130	1019	61	2.83	2.56
10000	1087	975	62	2.78	2.50	1130	1018	64	3.01	2.71	1172	1057	65	3.22	2.91
10500	1131	1015	67	3.18	2.86	1174	1057	69	3.42	3.08	1214	1097	71	3.65	3.30
11000	1176	1056	72	3.61	3.24	1217	1096	74	3.86	3.48	1257	1138	76	4.10	3.71
CFM	0.8					1					1.2				
	RPM1	RPM2	DDC%	BHP1	BHP2	RPM1	RPM2	DDC%	BHP1	BHP2	RPM1	RPM2	DDC%	BHP1	BHP2
5600	976	901	42	1.50	1.38	1023	955	44	1.66	1.55	1070	1013	46	1.85	1.75
6000	1012	930	46	1.74	1.60	1057	982	48	1.92	1.78	1102	1039	49	2.11	1.98
6400	1050	960	50	2.02	1.85	1092	1010	51	2.20	2.03	1135	1065	53	2.40	2.24
6800	1088	992	54	2.33	2.12	1128	1040	55	2.52	2.32	1170	1092	57	2.72	2.53
7200	1128	1026	58	2.67	2.43	1166	1071	60	2.86	2.63	1206	1119	61	3.07	2.84
7600	1168	1061	62	3.04	2.76	1206	1104	64	3.24	2.96	1244	1147	66	3.45	3.17
8000	1210	1098	67	3.44	3.13	1246	1138	69	3.65	3.33	1283	1177	71	3.86	3.53
8400	1252	1137	73	3.88	3.52	1288	1173	74	4.09	3.72	1324	1206	76	4.29	3.92
8800	1296	1177	78	4.34	3.94	1332	1209	80	4.56	4.14	1366	1237	81	4.76	4.33

MODELS: DFG1803WL, DFG1804WL, DFG1807WL • HIGH STATIC TO 5HP (0.8 ~2.2 ESP)																				
CFM	0.8					1					1.2					1.4				
	RPM1	RPM2	DDC%	BHP1	BHP2	RPM1	RPM2	DDC%	BHP1	BHP2	RPM1	RPM2	DDC%	BHP1	BHP2	RPM1	RPM2	DDC%	BHP1	BHP2
4200	683	665	13	-0.04	0.01	762	747	16	0.11	0.14	850	845	20	0.32	0.34	928	929	23	0.51	0.53
4500	718	695	15	0.06	0.09	793	773	18	0.21	0.23	876	864	22	0.41	0.43	949	943	25	0.61	0.61
4800	753	724	18	0.17	0.19	824	799	21	0.32	0.33	901	883	24	0.52	0.52	970	958	26	0.71	0.71
5100	786	753	20	0.28	0.29	854	824	23	0.44	0.44	926	903	26	0.63	0.63	991	973	28	0.82	0.81
5400	818	781	22	0.40	0.40	883	848	25	0.57	0.56	950	921	28	0.76	0.74	1011	987	31	0.95	0.93
5700	850	808	25	0.54	0.52	911	872	28	0.71	0.68	973	940	30	0.89	0.86	1031	1002	33	1.08	1.05
6000	880	834	27	0.68	0.65	938	895	30	0.85	0.82	996	958	33	1.04	1.00	1051	1016	35	1.22	1.18
6300	909	859	30	0.83	0.78	965	918	33	1.01	0.96	1019	976	35	1.19	1.14	1070	1031	37	1.38	1.32
6600	938	884	33	0.99	0.93	990	940	35	1.17	1.11	1041	994	38	1.35	1.29	1089	1046	40	1.54	1.48
CFM	1.6					1.8					2					2.2				
	RPM1	RPM2	DDC%	BHP1	BHP2	RPM1	RPM2	DDC%	BHP1	BHP2	RPM1	RPM2	DDC%	BHP1	BHP2	RPM1	RPM2	DDC%	BHP1	BHP2
4200	1010	989	26	0.71	0.70	1076	1049	28	0.89	0.87	1124	1092	30	1.04	1.01	1173	1161	33	1.22	1.21
4500	1025	1002	27	0.80	0.78	1088	1060	30	0.99	0.96	1134	1103	32	1.13	1.10	1183	1167	34	1.32	1.31
4800	1041	1015	29	0.90	0.88	1100	1072	32	1.09	1.06	1145	1113	34	1.24	1.21	1193	1173	36	1.43	1.41
5100	1056	1028	31	1.01	0.99	1113	1083	33	1.20	1.17	1157	1124	35	1.36	1.32	1203	1180	38	1.55	1.52
5400	1072	1041	33	1.13	1.10	1125	1094	35	1.33	1.29	1168	1135	37	1.49	1.45	1213	1187	40	1.68	1.65
5700	1088	1054	35	1.27	1.23	1138	1106	37	1.46	1.42	1180	1146	39	1.63	1.58	1224	1194	42	1.82	1.78
6000	1103	1067	37	1.41	1.36	1151	1117	40	1.61	1.56	1192	1156	41	1.78	1.73	1235	1201	44	1.98	1.93
6300	1119	1080	40	1.56	1.51	1164	1128	42	1.76	1.71	1205	1167	44	1.94	1.88	1246	1209	46	2.14	2.08
6600	1135	1093	42	1.73	1.66	1178	1139	44	1.93	1.87	1217	1178	46	2.11	2.04	1257	1217	48	2.32	2.25

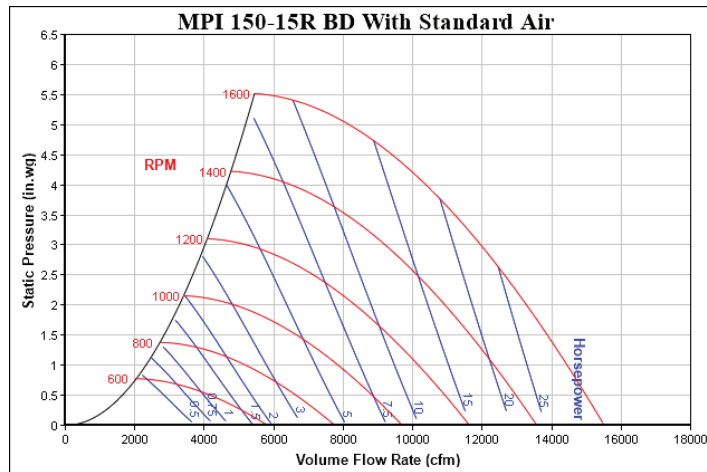
MODELS: DFG1803WM, DFG1803WH, DFG1804WM, DFG1804WH, DFG1807WM, DFG1807WH • HIGH STATIC TO 5HP (0.8 ~2.2 ESP)																				
CFM	0.8					1					1.2					1.4				
	RPM1	RPM2	DDC%	BHP1	BHP2	RPM1	RPM2	DDC%	BHP1	BHP2	RPM1	RPM2	DDC%	BHP1	BHP2	RPM1	RPM2	DDC%	BHP1	BHP2
4200	683	665	13	-0.04	0.01	762	747	16	0.11	0.14	850	845	20	0.32	0.34	928	929	23	0.51	0.53
4500	718	695	15	0.06	0.09	793	773	18	0.21	0.23	876	864	22	0.41	0.43	949	943	25	0.61	0.61
4800	753	724	18	0.17	0.19	824	799	21	0.32	0.33	901	883	24	0.52	0.52	970	958	26	0.71	0.71
5100	786	753	20	0.28	0.29	854	824	23	0.44	0.44	926	903	26	0.63	0.63	991	973	28	0.82	0.81
5400	818	781	22	0.40	0.40	883	848	25	0.57	0.56	950	921	28	0.76	0.74	1011	987	31	0.95	0.93
5700	850	808	25	0.54	0.52	911	872	28	0.71	0.68	973	940	30	0.89	0.86	1031	1002	33	1.08	1.05
6000	880	834	27	0.68	0.65	938	895	30	0.85	0.82	996	958	33	1.04	1.00	1051	1016	35	1.22	1.18
6300	909	859	30	0.83	0.78	965	918	33	1.01	0.96	1019	976	35	1.19	1.14	1070	1031	37	1.38	1.32
6600	938	884	33	0.99	0.93	990	940	35	1.17	1.11	1041	994	38	1.35	1.29	1089	1046	40	1.54	1.48
CFM	1.6					1.8					2					2.2				
	RPM1	RPM2	DDC%	BHP1	BHP2	RPM1	RPM2	DDC%	BHP1	BHP2	RPM1	RPM2	DDC%	BHP1	BHP2	RPM1	RPM2	DDC%	BHP1	BHP2
4200	1010	989	26	0.71	0.70	1076	1049	28	0.89	0.87	1124	1092	30	1.04	1.01	1173	1161	33	1.22	1.21
4500	1025	1002	27	0.80	0.78	1088	1060	30	0.99	0.96	1134	1103	32	1.13	1.10	1183	1167	34	1.32	1.31
4800	1041	1015	29	0.90	0.88	1100	1072	32	1.09	1.06	1145	1113	34	1.24	1.21	1193	1173	36	1.43	1.41
5100	1056	1028	31	1.01	0.99	1113	1083	33	1.20	1.17	1157	1124	35	1.36	1.32	1203	1180	38	1.55	1.52
5400	1072	1041	33	1.13	1.10	1125	1094	35	1.33	1.29	1168	1135	37	1.49	1.45	1213	1187	40	1.68	1.65
5700	1088	1054	35	1.27	1.23	1138	1106	37	1.46	1.42	1180	1146	39	1.63	1.58	1224	1194	42	1.82	1.78
6000	1103	1067	37	1.41	1.36	1151	1117	40	1.61	1.56	1192	1156	41	1.78	1.73	1235	1201	44	1.98	1.93
6300	1119	1080	40	1.56	1.51	1164	1128	42	1.76	1.71	1205	1167	44	1.94	1.88	1246	1209	46	2.14	2.08
6600	1135	1093	42	1.73	1.66	1178	1139	44	1.93	1.87	1217	1178	46	2.11	2.04	1257	1217	48	2.32	2.25

MODELS: DFG2403WL, DFG2404WL, DFG2407WL • HIGH STATIC TO 5HP (0.8 ~2.2 ESP)																				
CFM	0.8					1					1.2					1.4				
	RPM1	RPM2	DDC%	BHP1	BHP2	RPM1	RPM2	DDC%	BHP1	BHP2	RPM1	RPM2	DDC%	BHP1	BHP2	RPM1	RPM2	DDC%	BHP1	BHP2
5600	881	830	35	0.98	0.93	937	886	36	1.12	1.06	990	947	38	1.26	1.21	1039	1000	39	1.41	1.37
6000	907	849	37	1.11	1.03	960	905	38	1.25	1.18	1012	965	40	1.41	1.35	1060	1016	41	1.57	1.51
6400	934	869	39	1.25	1.16	985	924	40	1.40	1.31	1034	984	42	1.57	1.49	1082	1033	44	1.74	1.66
6800	962	890	41	1.41	1.30	1010	944	43	1.57	1.47	1058	1003	45	1.75	1.66	1104	1050	46	1.93	1.83
7200	991	913	44	1.59	1.47	1037	966	45	1.76	1.64	1083	1023	47	1.95	1.84	1128	1068	49	2.14	2.02
7600	1020	936	47	1.79	1.65	1064	988	48	1.97	1.83	1109	1044	50	2.17	2.03	1152	1087	52	2.36	2.22
8000	1050	960	50	2.02	1.85	1092	1010	51	2.20	2.03	1135	1065	53	2.40	2.24	1178	1106	55	2.60	2.44
8400	1080	986	53	2.26	2.07	1121	1034	54	2.45	2.26	1163	1086	56	2.66	2.47	1204	1126	58	2.86	2.67
8800	1112	1012	56	2.53	2.30	1151	1059	58	2.72	2.50	1191	1108	60	2.93	2.71					
CFM	1.6					1.8					2					2.2				
	RPM1	RPM2	DDC%	BHP1	BHP2	RPM1	RPM2	DDC%	BHP1	BHP2	RPM1	RPM2	DDC%	BHP1	BHP2	RPM1	RPM2	DDC%	BHP1	BHP2
5600	1088	1050	41	1.58	1.53	1136	1099	42	1.74	1.69	1182	1143	44	1.91	1.85	1227	1186	46	2.09	2.03
6000	1109	1065	43	1.74	1.68	1156	1113	45	1.91	1.84	1202	1158	46	2.09	2.02	1246	1201	48	2.28	2.20
6400	1130	1081	46	1.92	1.84	1176	1128	47	2.10	2.01	1222	1173	49	2.29	2.20	1265	1216	50	2.48	2.39
6800	1152	1097	48	2.12	2.02	1197	1143	50	2.30	2.20	1243	1188	51	2.50	2.39	1285	1231	53	2.70	2.59
7200	1174	1114	51	2.33	2.22	1219	1159	52	2.52	2.39	1263	1203	54	2.72	2.59	1304	1246	56	2.93	2.80
7600	1198	1132	54	2.56	2.42	1241	1175	55	2.75	2.60	1284	1218	57	2.96	2.81	1323	1261	59	3.17	3.02
8000	1222	1150	57	2.81	2.64	1263	1191	58	3.00	2.83	1305	1234	60	3.21	3.04	1343	1276	62	3.43	3.26
8400	1246	1169	60	3.07	2.88	1286	1208	61	3.27	3.06										
8800																				

MODELS: DFG2403WM, DFG2403WH, DFG2404WM, DFG2404WH, DFG2407WM, DFG2407WH • HIGH STATIC TO 5HP (0.8 ~2.2 ESP)																				
CFM	0.8					1					1.2					1.4				
	RPM1	RPM2	DDC%	BHP1	BHP2	RPM1	RPM2	DDC%	BHP1	BHP2	RPM1	RPM2	DDC%	BHP1	BHP2	RPM1	RPM2	DDC%	BHP1	BHP2
5600	881	830	35	0.98	0.93	937	886	36	1.12	1.06	990	947	38	1.26	1.21	1039	1000	39	1.41	1.37
6000	907	849	37	1.11	1.03	960	905	38	1.25	1.18	1012	965	40	1.41	1.35	1060	1016	41	1.57	1.51
6400	934	869	39	1.25	1.16	985	924	40	1.40	1.31	1034	984	42	1.57	1.49	1082	1033	44	1.74	1.66
6800	962	890	41	1.41	1.30	1010	944	43	1.57	1.47	1058	1003	45	1.75	1.66	1104	1050	46	1.93	1.83
7200	991	913	44	1.59	1.47	1037	966	45	1.76	1.64	1083	1023	47	1.95	1.84	1128	1068	49	2.14	2.02
7600	1020	936	47	1.79	1.65	1064	988	48	1.97	1.83	1109	1044	50	2.17	2.03	1152	1087	52	2.36	2.22
8000	1050	960	50	2.02	1.85	1092	1010	51	2.20	2.03	1135	1065	53	2.40	2.24	1178	1106	55	2.60	2.44
8400	1080	986	53	2.26	2.07	1121	1034	54	2.45	2.26	1163	1086	56	2.66	2.47	1204	1126	58	2.86	2.67
8800	1112	1012	56	2.53	2.30	1151	1059	58	2.72	2.50	1191	1108	60	2.93	2.71					
CFM	1.6					1.8					2					2.2				
	RPM1	RPM2	DDC%	BHP1	BHP2	RPM1	RPM2	DDC%	BHP1	BHP2	RPM1	RPM2	DDC%	BHP1	BHP2	RPM1	RPM2	DDC%	BHP1	BHP2
5600	1088	1050	41	1.58	1.53	1136	1099	42	1.74	1.69	1182	1143	44	1.91	1.85	1227	1186	46	2.09	2.03
6000	1109	1065	43	1.74	1.68	1156	1113	45	1.91	1.84	1202	1158	46	2.09	2.02	1246	1201	48	2.28	2.20
6400	1130	1081	46	1.92	1.84	1176	1128	47	2.10	2.01	1222	1173	49	2.29	2.20	1265	1216	50	2.48	2.39
6800	1152	1097	48	2.12	2.02	1197	1143	50	2.30	2.20	1243	1188	51	2.50	2.39	1285	1231	53	2.70	2.59
7200	1174	1114	51	2.33	2.22	1219	1159	52	2.52	2.39	1263	1203	54	2.72	2.59	1304	1246	56	2.93	2.80
7600	1198	1132	54	2.56	2.42	1241	1175	55	2.75	2.60	1284	1218	57	2.96	2.81	1323	1261	59	3.17	3.02
8000	1222	1150	57	2.81	2.64	1263	1191	58	3.00	2.83	1305	1234	60	3.21	3.04	1343	1276	62	3.43	3.26
8400	1246	1169	60	3.07	2.88	1286	1208	61	3.27	3.06										
8800																				

MODELS: DFG3003WL, DFG3004WL, DFG3007WL • HIGH STATIC TO 5HP (0.8 ~2.2 ESP)																				
CFM	0.8					1					1.2					1.4				
	RPM1	RPM2	DDC%	BHP1	BHP2	RPM1	RPM2	DDC%	BHP1	BHP2	RPM1	RPM2	DDC%	BHP1	BHP2	RPM1	RPM2	DDC%	BHP1	BHP2
7000	976	901	42	1.50	1.38	1023	955	44	1.66	1.55	1070	1013	46	1.85	1.75	1116	1059	48	2.03	1.93
7500	1012	930	46	1.74	1.60	1057	982	48	1.92	1.78	1102	1039	49	2.11	1.98	1146	1082	51	2.30	2.17
8000	1050	960	50	2.02	1.85	1092	1010	51	2.20	2.03	1135	1065	53	2.40	2.24	1178	1106	55	2.60	2.44
8500	1088	992	54	2.33	2.12	1128	1040	55	2.52	2.32	1170	1092	57	2.72	2.53	1211	1132	59	2.93	2.73
9000	1128	1026	58	2.67	2.43	1166	1071	60	2.86	2.63	1206	1119	61	3.07	2.84	1245	1158	63	3.28	3.05
9500	1168	1061	62	3.04	2.76	1206	1104	64	3.24	2.96	1244	1147	66	3.45	3.17	1281	1185	68	3.67	3.39
10000	1210	1098	67	3.44	3.13	1246	1138	69	3.65	3.33	1283	1177	71	3.86	3.53	1319	1214	72	4.07	3.75
10500	1252	1137	73	3.88	3.52	1288	1173	74	4.09	3.72	1324	1206	76	4.29	3.92	1358	1243	77	4.51	4.14
11000	1296	1177	78	4.34	3.94	1332	1209	80	4.56	4.14	1366	1237	81	4.76	4.33					
CFM	1.6					1.8					2					2.2				
	RPM1	RPM2	DDC%	BHP1	BHP2	RPM1	RPM2	DDC%	BHP1	BHP2	RPM1	RPM2	DDC%	BHP1	BHP2	RPM1	RPM2	DDC%	BHP1	BHP2
7000	1163	1106	49	2.23	2.12	1208	1151	51	2.41	2.29	1253	1195	53	2.61	2.49	1294	1238	54	2.81	2.69
7500	1192	1127	53	2.50	2.37	1235	1171	54	2.69	2.55	1279	1214	56	2.90	2.75	1319	1257	58	3.11	2.97
8000	1222	1150	57	2.81	2.64	1263	1191	58	3.00	2.83	1305	1234	60	3.21	3.04	1343	1276	62	3.43	3.26
8500	1253	1173	61	3.14	2.94	1292	1213	62	3.34	3.13	1331	1253	64	3.55	3.34	1367	1294	66	3.76	3.56
9000	1285	1198	65	3.49	3.25	1322	1235	66	3.69	3.44	1358	1273	68	3.91	3.66	1391	1313	70	4.12	3.89
9500	1318	1223	69	3.88	3.59	1352	1257	71	4.07	3.78	1385	1293	73	4.29	4.00	1415	1332	74	4.50	4.24
10000	1352	1249	74	4.28	3.96	1383	1280	75	4.48	4.14	1412	1314	77	4.69	4.36	1439	1351	79	4.90	4.60
10500	1388	1277	79	4.71	4.34	1415	1304	80	4.91	4.53										
11000																				

MODELS: DFG3003WM, DFG3003WH, DFG3004WM, DFG3004WH, DFG3007WM, DFG3007WH • HIGH STATIC TO 5HP (0.8 ~2.2 ESP)																					
CFM	0.8					1					1.2					1.4					
	RPM1	RPM2	DDC%	BHP1	BHP2	RPM1	RPM2	DDC%	BHP1	BHP2	RPM1	RPM2	DDC%	BHP1	BHP2	RPM1	RPM2	DDC%	BHP1	BHP2	
7000	976	901	42	1.50	1.38	1023	955	44	1.66	1.55	1070	1013	46	1.85	1.75	1116	1059	48	2.03	1.93	
7500	1012	930	46	1.74	1.60	1057	982	48	1.92	1.78	1102	1039	49	2.11	1.98	1146	1082	51	2.30	2.17	
8000	1050	960	50	2.02	1.85	1092	1010	51	2.20	2.03	1135	1065	53	2.40	2.24	1178	1106	55	2.60	2.44	
8500	1088	992	54	2.33	2.12	1128	1040	55	2.52	2.32	1170	1092	57	2.72	2.53	1211	1132	59	2.93	2.73	
9000	1128	1026	58	2.67	2.43	1166	1071	60	2.86	2.63	1206	1119	61	3.07	2.84	1245	1158	63	3.28	3.05	
9500	1168	1061	62	3.04	2.76	1206	1104	64	3.24	2.96	1244	1147	66	3.45	3.17	1281	1185	68	3.67	3.39	
10000	1210	1098	67	3.44	3.13	1246	1138	69	3.65	3.33	1283	1177	71	3.86	3.53	1319	1214	72	4.07	3.75	
10500	1252	1137	73	3.88	3.52	1288	1173	74	4.09	3.72	1324	1206	76	4.29	3.92	1358	1243	77	4.51	4.14	
11000	1296	1177	78	4.34	3.94	1332	1209	80	4.56	4.14	1366	1237	81	4.76	4.33						
CFM	1.6					1.8					2					2.2					
	RPM1	RPM2	DDC%	BHP1	BHP2	RPM1	RPM2	DDC%	BHP1	BHP2	RPM1	RPM2	DDC%	BHP1	BHP2	RPM1	RPM2	DDC%	BHP1	BHP2	
7000	1163	1106	49	2.23	2.12	1208	1151	51	2.41	2.29	1253	1195	53	2.61	2.49	1294	1238	54	2.81	2.69	
7500	1192	1127	53	2.50	2.37	1235	1171	54	2.69	2.55	1279	1214	56	2.90	2.75	1319	1257	58	3.11	2.97	
8000	1222	1150	57	2.81	2.64	1263	1191	58	3.00	2.83	1305	1234	60	3.21	3.04	1343	1276	62	3.43	3.26	
8500	1253	1173	61	3.14	2.94	1292	1213	62	3.34	3.13	1331	1253	64	3.55	3.34	1367	1294	66	3.76	3.56	
9000	1285	1198	65	3.49	3.25	1322	1235	66	3.69	3.44	1358	1273	68	3.91	3.66	1391	1313	70	4.12	3.89	
9500	1318	1223	69	3.88	3.59	1352	1257	71	4.07	3.78	1385	1293	73	4.29	4.00	1415	1332	74	4.50	4.24	
10000	1352	1249	74	4.28	3.96	1383	1280	75	4.48	4.14	1412	1314	77	4.69	4.36	1439	1351	79	4.90	4.60	
10500	1388	1277	79	4.71	4.34	1415	1304	80	4.91	4.53											
11000																					



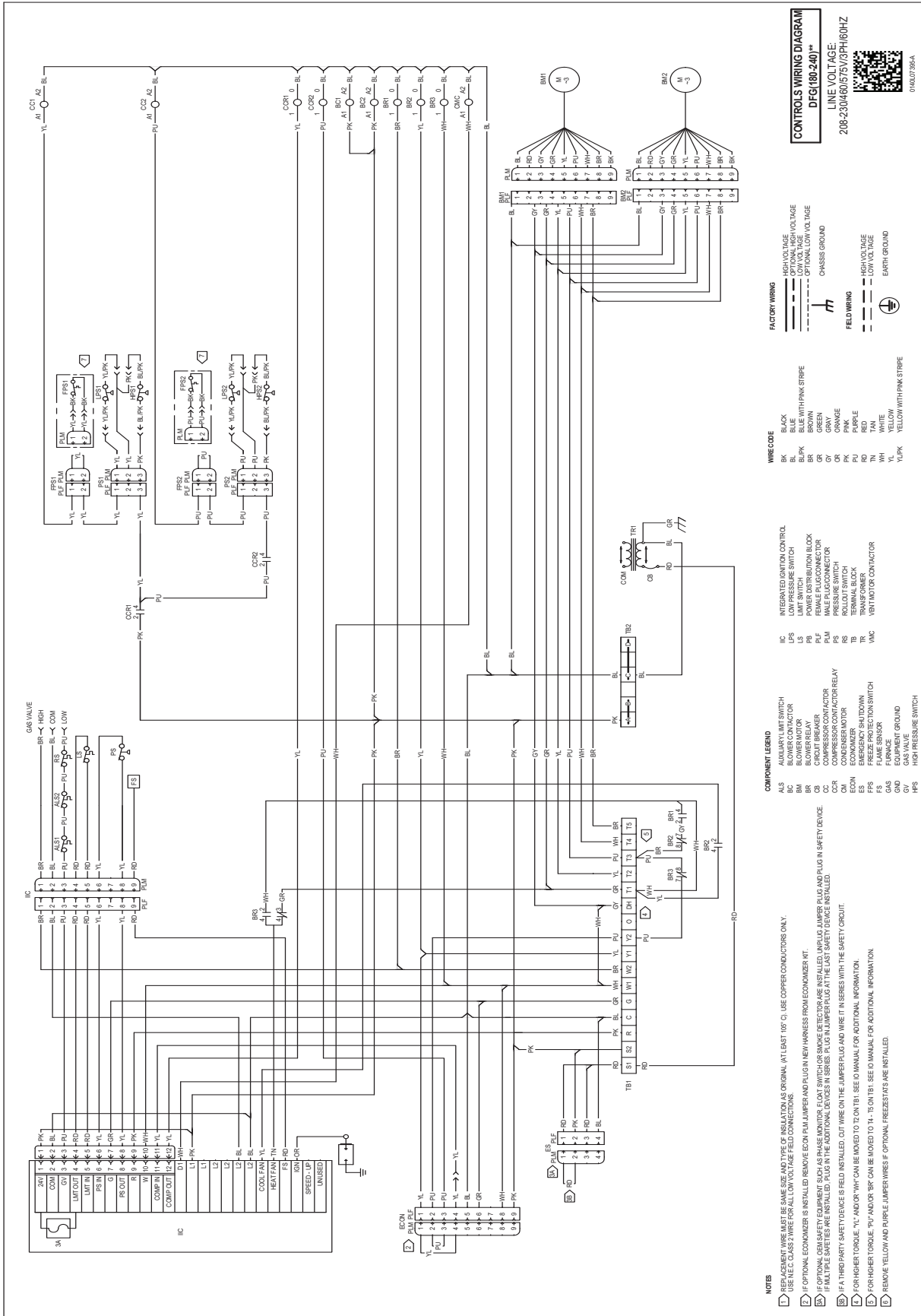
AIRFLOW PRESSURE DROP OF DOWNFLOW ECONOMIZER FOR 15 TO 25 TON ROOFTOP UNITS (100% RETURN AIR)												
SCFM	4500	5000	5500	6000	6500	7000	7500	8000	8500	9000	9500	10000
(In WG)	0.15	0.18	0.22	0.27	0.32	0.37	0.42	0.48	0.55	0.61	0.69	0.76

Electrical Data

MODEL NUMBER	ELECTRICAL RATING	COMPRESSOR			OUTDOOR FAN MOTOR			INDOOR FAN MOTOR			OPTIONAL POWERED CONVIENIENCE OUTLET	OPTIONAL POWER EXHAUST	OPTIONAL POWER EXHAUST (MODULATING)	POWER SUPPLY	
		QTY	RLA	LRA	QTY	HP	FLA	QTY	HP	FLA	FLA	FLA	FLA	MCA	MOP
DFG1803D	208/230/3/60	2	25	164	3	0.33	2	2	3.5	10.9	-	-	-	84.0/84.0	100/100
											-	4.8	-	88.8/88.8	110/110
											-	-	13.9	97.9/97.9	110/110
											9.6/8.7	-	-	93.6/92.7	110/110
											9.6/8.7	4.8	-	98.4/97.5	110/110
											9.6/8.7	-	13.9	108/107	125/125
DFG1803W	208/230/3/60	2	25	164	3	0.33	2	2	5	14.5	-	-	-	91.2/91.2	110/110
											-	4.8	-	96.0/96.0	110/110
											-	-	13.9	105/105	125/125
											9.6/8.7	-	-	101/99.9	125/110
											9.6/8.7	4.8	-	106/105	125/125
											9.6/8.7	-	13.9	115/114	125/125
DFG1804D	460/3/60	2	12.2	100	3	0.33	0.85	2	3.5	7.2	-	-	-	44.4	50
											-	2.4	-	46.8	50
											-	-	8.1	52.5	60
											4.3	-	-	48.7	60
											4.3	2.4	-	51.1	60
											4.3	-	8.1	56.8	60
DFG1804W	460/3/60	2	12.2	100	3	0.33	0.85	2	5	10.6	-	-	-	51.2	60
											-	2.4	-	53.6	60
											-	-	8.1	59.3	70
											4.3	-	-	55.5	60
											4.3	2.4	-	57.9	70
											4.3	-	8.1	63.6	70
DFG1807D	575/3/60	2	9	78	3	0.33	0.67	2	3.5	5	-	-	-	32.2	40
											-	2	-	34.2	40
											-	-	8.3	40.5	45
											3.5	-	-	35.7	40
											3.5	2	-	37.7	45
											3.5	-	8.3	44.0	50
DFG1807W	575/3/60	2	9	78	3	0.33	0.67	2	5	7.2	-	-	-	36.6	45
											-	2	-	38.6	45
											-	-	8.3	44.9	50
											3.5	-	-	40.1	45
											3.5	2	-	42.1	50
											3.5	-	8.3	48.4	50
DFG2403D	208/230/3/60	2	28.2	240	4	0.5	2.7	2	3.5	10.9	-	-	-	96.1/96.1	110/110
											-	4.8	-	101/101	125/125
											-	-	13.9	110/110	125/125
											9.6/8.7	-	-	106/105	125/125
											9.6/8.7	4.8	-	110/110	125/125
											9.6/8.7	-	13.9	120/119	125/125
DFG2403W	208/230/3/60	2	28.2	240	4	0.5	2.7	2	5	14.5	-	-	-	103/103	125/125
											-	4.8	-	108/108	125/125
											-	-	13.9	117/117	125/125
											9.6/8.7	-	-	113/112	125/125
											9.6/8.7	4.8	-	118/117	125/125
											9.6/8.7	-	13.9	127/126	150/150
DFG2404D	460/3/60	2	14.7	130	4	0.5	1.4	2	3.5	7.2	-	-	-	53.2	60
											-	2.4	-	55.6	70
											-	-	8.1	61.3	70
											4.3	-	-	57.5	70
											4.3	2.4	-	59.9	70
											4.3	-	8.1	65.6	80

Electrical Data

MODEL NUMBER	ELECTRICAL RATING	COMPRESSOR			OUTDOOR FAN MOTOR			INDOOR FAN MOTOR			OPTIONAL POWERED CONVENIENCE OUTLET	OPTIONAL POWER EXHAUST	OPTIONAL POWER EXHAUST (MODULATING)	POWER SUPPLY	
		QTY	RLA	LRA	QTY	HP	FLA	QTY	HP	FLA	FLA	FLA	FLA	MCA	MOP
DFG2404W	460/3/60	2	14.7	130	4	0.5	1.4	2	5	10.6	-	-	-	60.0	70
											-	2.4	-	62.4	70
											-	-	8.1	68.1	80
											4.3	-	-	64.3	70
											4.3	2.4	-	66.7	80
											4.3	-	8.1	72.4	80
DFG2407D	575/3/60	2	11.3	93.7	4	0.5	1	2	3.5	5	-	-	-	39.4	50
											-	2	-	41.4	50
											-	-	8.3	47.7	50
											3.5	-	-	42.9	50
											3.5	2	-	44.9	50
											3.5	-	8.3	51.2	60
DFG2407W	575/3/60	2	11.3	93.7	4	0.5	1	2	5	7.2	-	-	-	43.8	50
											-	2	-	45.8	50
											-	-	8.3	52.1	60
											3.5	-	-	47.3	50
											3.5	2	-	49.3	60
											3.5	-	8.3	55.6	60
DFG3003D	208/230/3/60	2	48.1	245	5	0.5	2.7	2	5	14.5	-	-	-	151/151	175/175
											-	4.8	-	155/155	200/200
											-	-	13.9	165/165	200/200
											9.6/8.7	-	-	160/159	200/200
											9.6/8.7	4.8	-	165/164	200/200
											9.6/8.7	-	13.9	174/173	200/200
DFG3003W	208/230/3/60	2	48.1	245	5	0.5	2.7	2	5	14.5	-	-	-	151/151	175/175
											-	4.8	-	155/155	200/200
											-	-	13.9	165/165	200/200
											9.6/8.7	-	-	160/159	200/200
											9.6/8.7	4.8	-	165/164	200/200
											9.6/8.7	-	13.9	174/173	200/200
DFG3004D	460/3/60	2	18.6	125	5	0.5	1.4	2	5	10.6	-	-	-	70.0	80
											-	2.4	-	72.4	90
											-	-	8.1	78.1	90
											4.3	-	-	74.3	90
											4.3	2.4	-	76.7	90
											4.3	-	8.1	82.4	100
DFG3004W	460/3/60	2	18.6	125	5	0.5	1.4	2	5	10.6	-	-	-	70.0	80
											-	2.4	-	72.4	90
											-	-	8.1	78.1	90
											4.3	-	-	74.3	90
											4.3	2.4	-	76.7	90
											4.3	-	8.1	82.4	100
DFG3007D	575/3/60	2	14.7	100	5	0.5	1	2	5	7.2	-	-	-	52.6	60
											-	2	-	54.6	60
											-	-	8.3	60.9	70
											3.5	-	-	56.1	70
											3.5	2	-	58.1	70
											3.5	-	8.3	64.4	70
DFG3007W	575/3/60	2	14.7	100	5	0.5	1	2	5	7.2	-	-	-	52.6	60
											-	2	-	54.6	60
											-	-	8.3	60.9	70
											3.5	-	-	56.1	70
											3.5	2	-	58.1	70
											3.5	-	8.3	64.4	70



CONTROLS WIRING DIAGRAM
DFG(180-240)

LINE VOLTAGE:
208-230/460/575/3PH/60HZ



0146.07.0804

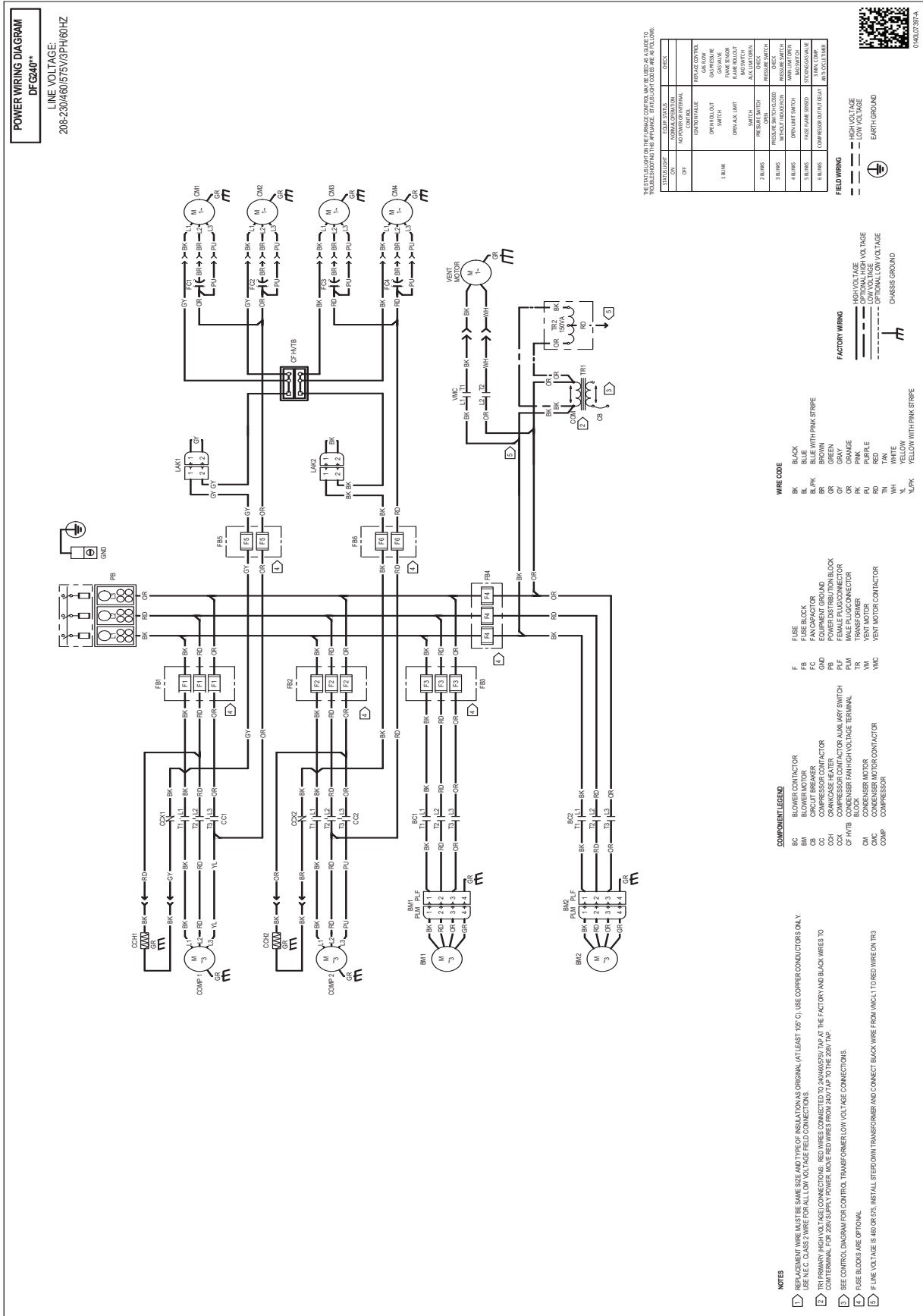
- FACTORY WIRING**
- High Voltage Voltage
 - Low Voltage
 - Optional Low Voltage
 - Chassis Ground
- FIELD WIRING**
- High Voltage
 - Low Voltage
 - Earth Ground

- WIRE CODE**
- BK BLACK
 - BL/PK BLUE WITH PINK STRIPE
 - BR BROWN
 - GR GREEN
 - OR ORANGE
 - PK PINK
 - PUR PURPLE
 - TN TAN
 - WH WHITE
 - YL YELLOW
 - Y/PK YELLOW WITH PINK STRIPE
- COMPONENT LEGEND**
- ALS AIR FLOW SWITCH
 - BLM BLOWER MOTOR
 - BR BLOWER RELAY
 - CC COMPRESSOR CONTACTOR
 - CC2 COMPRESSOR CONTACTOR RELAY
 - CM COMPRESSOR MOTOR
 - ES EMERGENCY SHUTDOWN
 - ES2 EMERGENCY SHUTDOWN
 - FFS FREEZE PROTECTION SWITCH
 - FRS FREEZE PROTECTION SWITCH
 - GS GAS SENSOR
 - GND EQUIPMENT GROUND
 - GV GAS VALVE
 - HPS HIGH PRESSURE SWITCH
 - IC INTEGRATED DIGITAL CONTROL
 - LS LIMIT SWITCH
 - PD POWER DISTRIBUTION BLOCK
 - PM MAKE PLACER MOTOR
 - PS PRESSURE SWITCH
 - RS ROLLOUT SWITCH
 - TR TRANSFORMER
 - VMC VENT MOTOR CONTACTOR

- NOTES**
- REPAIRMENT WIRE MUST BE SAME SIZE AND TYPE OF INSULATION AS ORIGINAL (AT LEAST 100°C). USE COPPER CONDUCTORS ONLY.
 - USE FLEXIBLE GASS WIRE FOR PAPER TUBING AND INSULATIONS.
 - OPTIONAL ECONOMIZER IS INSTALLED REMOVE ECON JUMPER AND PLUG IN NEW HARNESS FROM ECONOMIZER KIT.
 - IF OPTIONAL GAS SAFETY EQUIPMENT (SUCH AS GAS MONITOR, LEAK SWITCH OR SMOKE DETECTOR) ARE INSTALLED, JUMPER PLUG AND PLUG IN SAFETY DEVICE.
 - IF SAFETY EQUIPMENT IS INSTALLED, REMOVE SAFETY WIRE FROM THE SAFETY CIRCUIT AND PLUG IN SAFETY DEVICE WIRE.
 - TA THROUGHPUT SAFETY DEVICE (FIELD INSTALLED) WIRE ON THE JUMPER PLUG AND WIRE IT IN SERIES WITH THE SAFETY CIRCUIT.
 - FOR HIGHER TORQUE, 'YL' AND/OR 'WH' CAN BE MOVED TO T2 ON T81. SEE IO MANUAL FOR ADDITIONAL INFORMATION.
 - FOR HIGHER TORQUE, 'PU' AND/OR 'BR' CAN BE MOVED TO T4 - T5 ON T81. SEE IO MANUAL FOR ADDITIONAL INFORMATION.
 - REMOVE YELLOW AND PURPLE JUMPER WIRES IF OPTIONAL FREEZE STAT IS INSTALLED.

WARNING

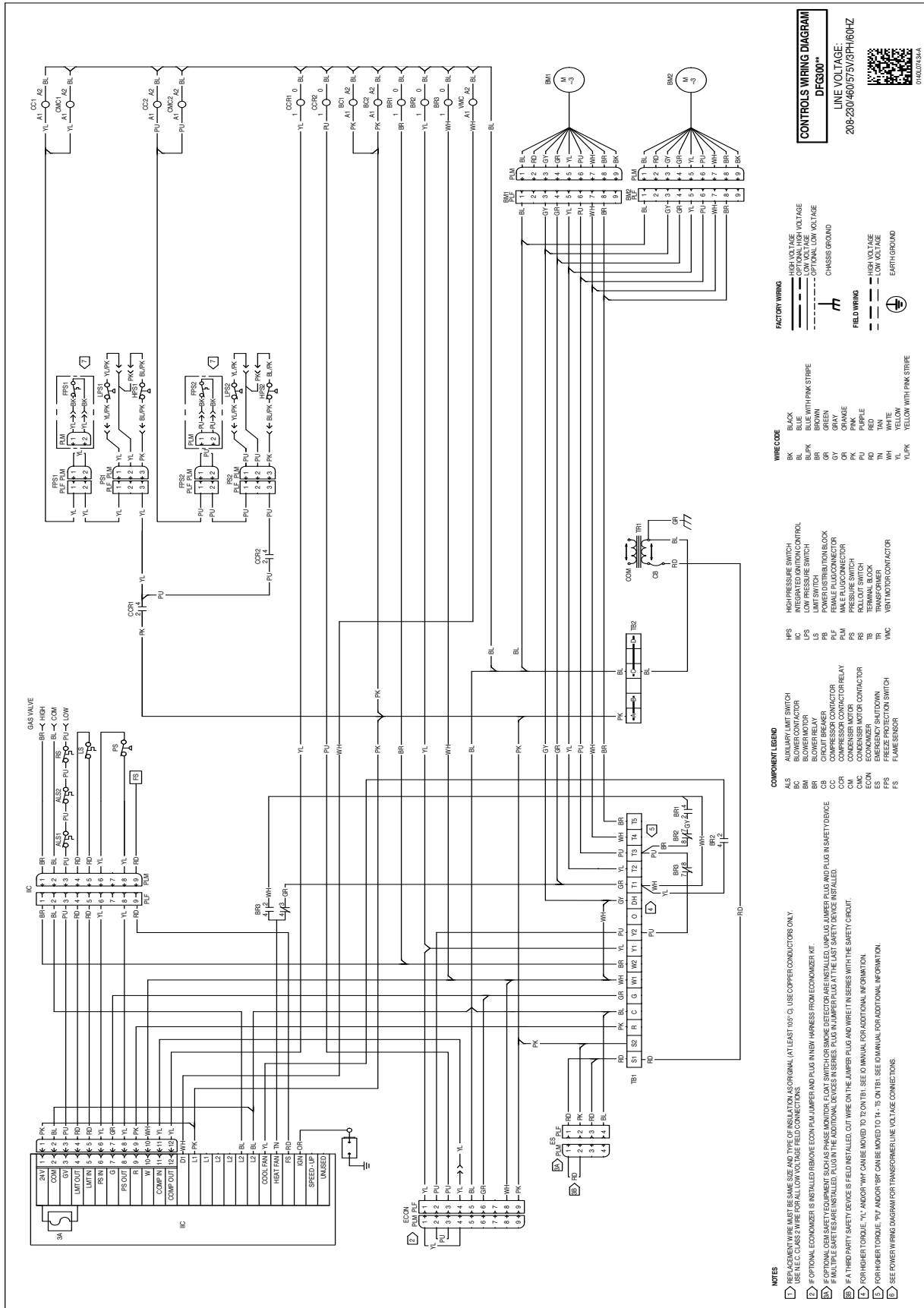
High Voltage: Disconnect all power before servicing or installing this unit. Multiple power sources may be present. Failure to do so may cause property damage, personal injury, or death.



WARNING

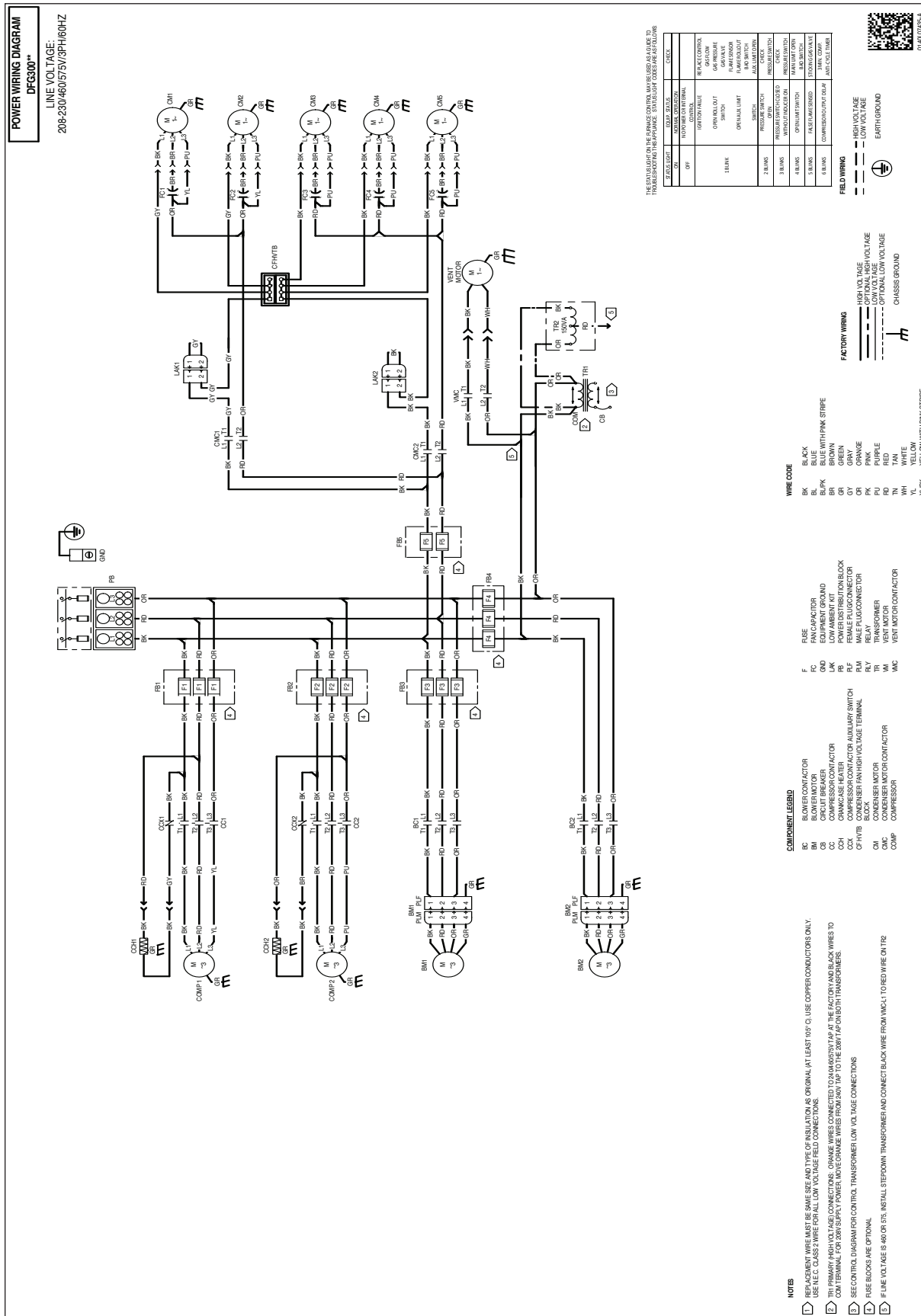
High Voltage: Disconnect all power before servicing or installing this unit. Multiple power sources may be present. Failure to do so may cause property damage, personal injury, or death.

Wiring is subject to change. Always refer to the wiring diagram on the unit for the most up-to-date wiring.



WARNING
High Voltage: Disconnect all power before servicing or installing this unit. Multiple power sources may be present. Failure to do so may cause property damage, personal injury, or death.

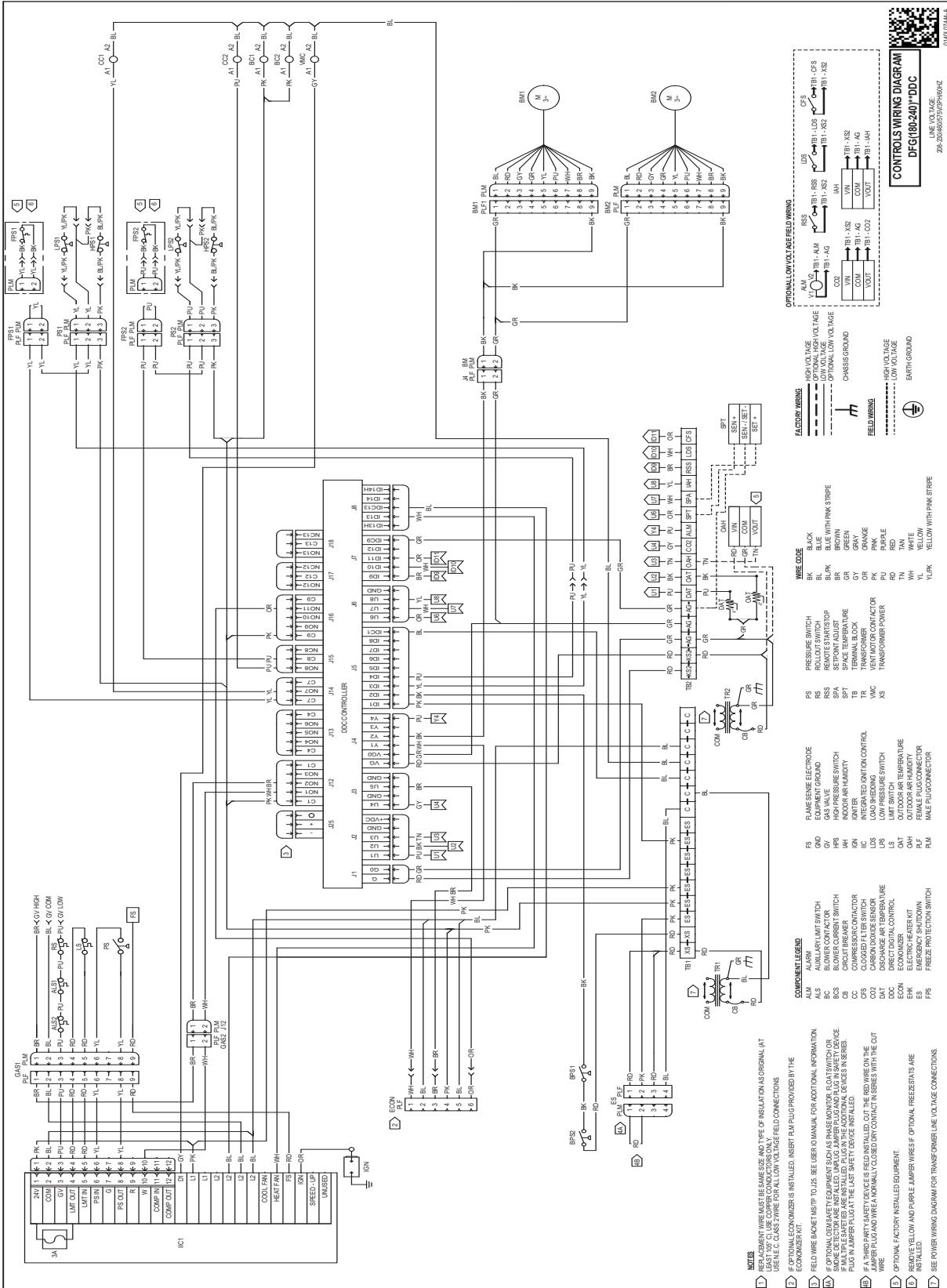
Wiring is subject to change. Always refer to the wiring diagram on the unit for the most up-to-date wiring.



WARNING

High Voltage: Disconnect all power before servicing or installing this unit. Multiple power sources may be present. Failure to do so may cause property damage, personal injury, or death.

Wiring is subject to change. Always refer to the wiring diagram on the unit for the most up-to-date wiring.

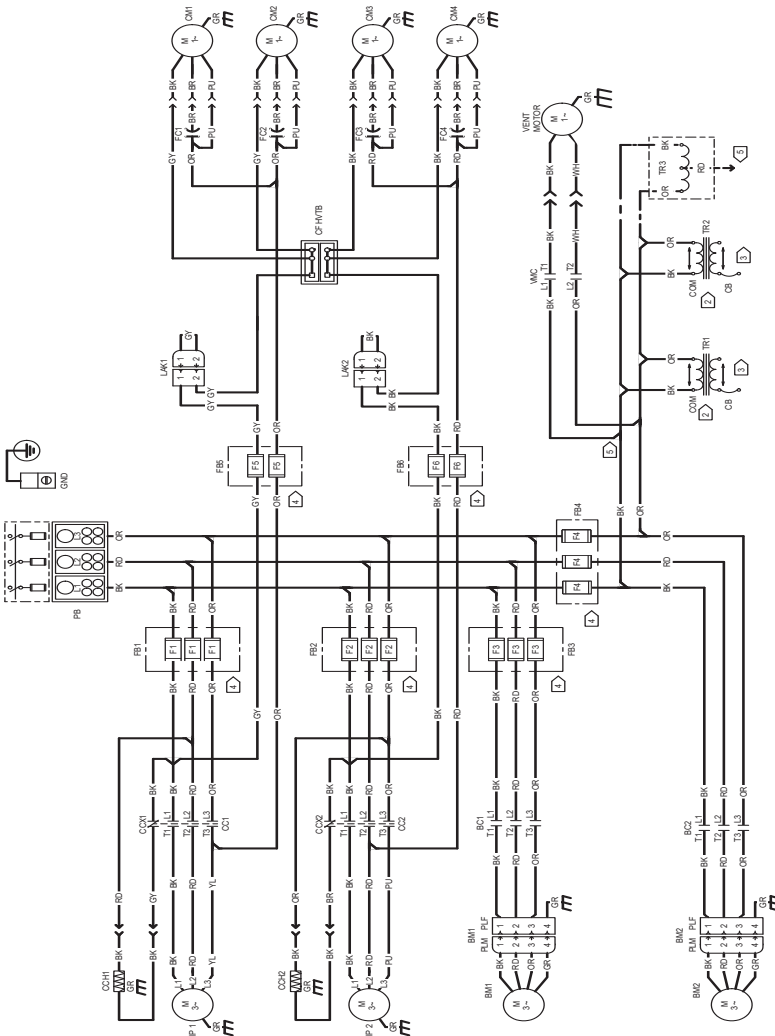


WARNING

High Voltage: Disconnect all power before servicing or installing this unit. Multiple power sources may be present. Failure to do so may cause property damage, personal injury, or death.

POWER WIRING DIAGRAM
DFG240*

LINE VOLTAGE:
208-230/460/575V/3PH/60HZ



THE STATUS OF THE POWER SOURCES AND RELAYS IS SUBJECT TO THE MANUFACTURER'S PREFERENCE. IF YOU CLAY CODES AS FOLLOWS:

STATUS	CLAY CODE
ON	0
OFF	1
1. BURN	2
2. PRESSURE SWITCH	3
3. PRESSURE SWITCH	4
4. PRESSURE SWITCH	5
5. PRESSURE SWITCH	6
6. PRESSURE SWITCH	7
7. PRESSURE SWITCH	8
8. PRESSURE SWITCH	9
9. PRESSURE SWITCH	0
0. PRESSURE SWITCH	1
1. PRESSURE SWITCH	2
2. PRESSURE SWITCH	3
3. PRESSURE SWITCH	4
4. PRESSURE SWITCH	5
5. PRESSURE SWITCH	6
6. PRESSURE SWITCH	7
7. PRESSURE SWITCH	8
8. PRESSURE SWITCH	9
9. PRESSURE SWITCH	0

- COMPONENT LABELS**
- BC BLOWER CONTACTOR
 - BM BLOWER MOTOR
 - B BLOWER
 - CC COMPRESSION CONTACTOR
 - CCH CHAMBRAGE HEATER
 - CX COMPRESSION CONTACTOR
 - CF-HVB COMPRESSOR FAN HIGH VOLTAGE BLOCK
 - CM CONDENSER MOTOR
 - CNC CONDENSER MOTOR CONTACTOR
 - COMP COMPRESSOR
- WIRE CODE**
- BK BLACK
 - BL BLUE
 - BRK WITH PINK STRIPE
 - BR BROWN
 - GR GRAY
 - GY GREEN
 - PK PINK
 - PV PURPLE
 - RD RED
 - WH WHITE
 - YL YELLOW
 - YLPK YELLOW WITH PINK STRIPE
- FUSE**
- F FUSE BLOCK
 - FB FUSE BLOWER
 - FC FUSE COMPRESSOR
 - GM EQUIPMENT GROUND
 - PB POWER DISTRIBUTION BLOCK
 - PLF FEMALE FLUO CONNECTOR
 - TR TRANSFORMER
 - VM VENT MOTOR
 - VMC VENT MOTOR CONTACTOR

- NOTES**
- REPLACEMENT WIRE MUST BE SAME SIZE AND TYPE OF INSULATION AS ORIGINAL (AT LEAST 18 AWG). USE COPPER CONDUCTORS ONLY. USE N.E.C. CLASS 2 WIRE FOR ALL LOW VOLTAGE FIELD CONNECTIONS.
 - TR1 & TR2 PRIMARY (HIGH VOLTAGE) CONNECTIONS. ORANGE WIRES CONNECTED TO 240V/277V TAP AT THE FACTORY AND BLACK WIRES TO COM TERMINAL. FOR 208V SUPPLY POWER, MOVE ORANGE WIRES FROM 240V TAP TO THE 208V TAP.
 - SEE CONTROL DIAGRAM FOR CONTROL TRANSFORMER LOW VOLTAGE CONNECTIONS.
 - FUSE BLOCKS ARE OPTIONAL.
 - USE BRONZE TERMINALS. TRANSFORMER IS INSTALLED IN ALL UNITS WITH 460V OR 575V LINE VOLTAGE. THE BLACK WIRE FROM WMC1 IS CONNECTED TO THE RED WIRE CONTR.

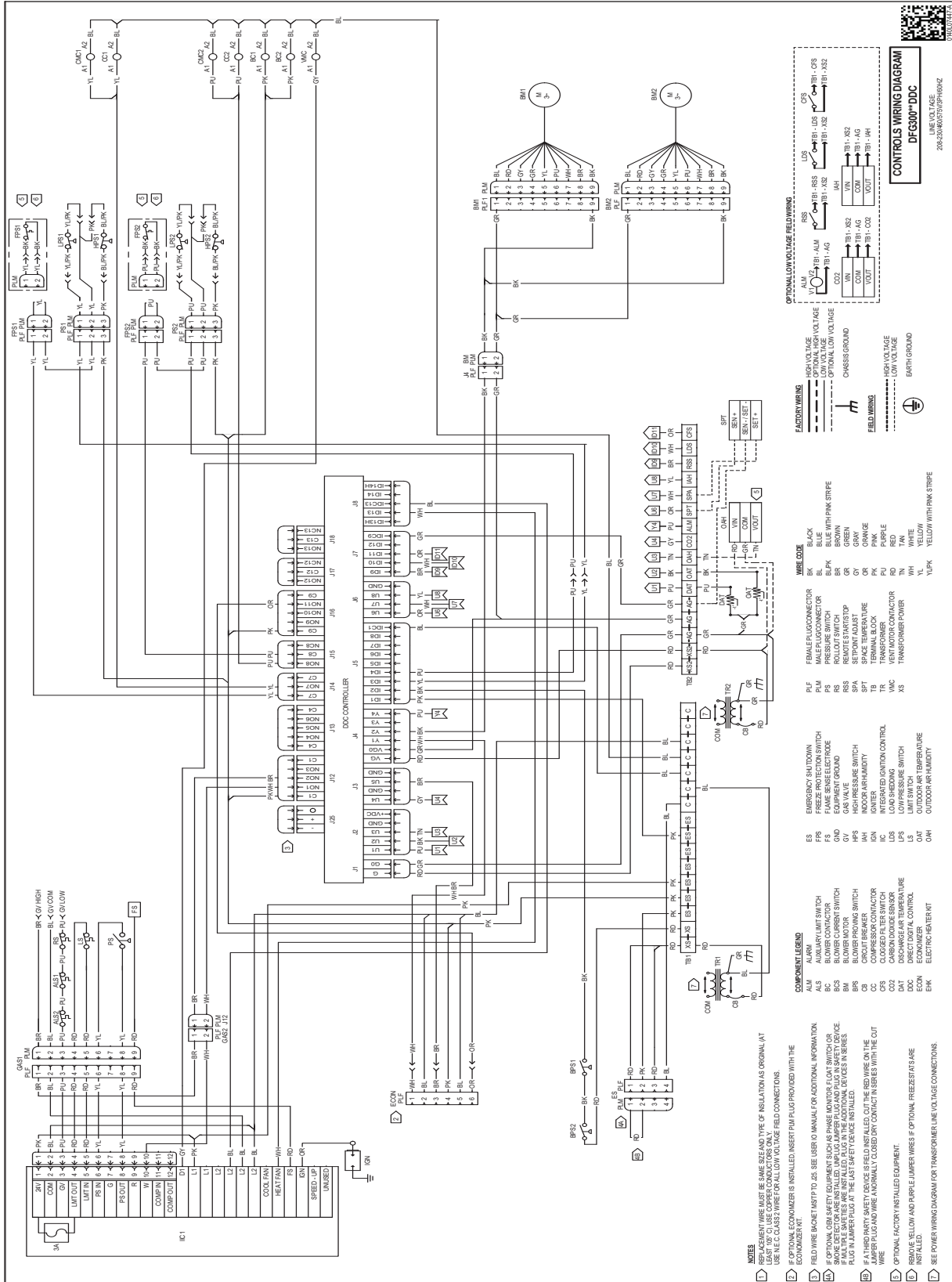
- FIELD WIRING**
- HIGH VOLTAGE
 - - - - - LOW VOLTAGE
 - ⊕ EARTH GROUND
- FACTORY WIRING**
- HIGH VOLTAGE
 - - - - - OPTIONAL HIGH VOLTAGE
 - - - - - OPTIONAL LOW VOLTAGE
 - ⊕ CHASSIS GROUND



WARNING

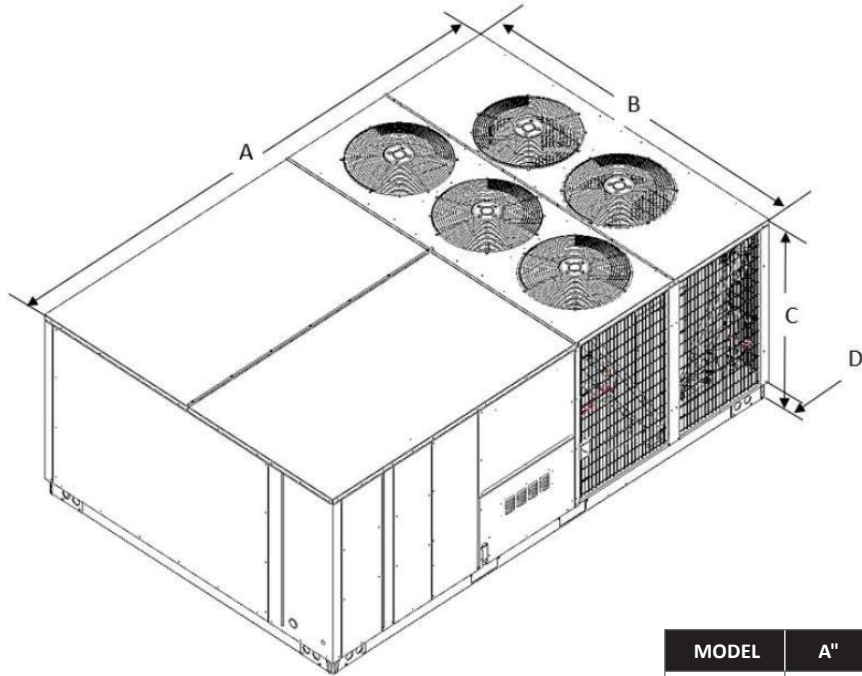
High Voltage: Disconnect all power before servicing or installing this unit. Multiple power sources may be present. Failure to do so may cause property damage, personal injury, or death.

Wiring is subject to change. Always refer to the wiring diagram on the unit for the most up-to-date wiring.



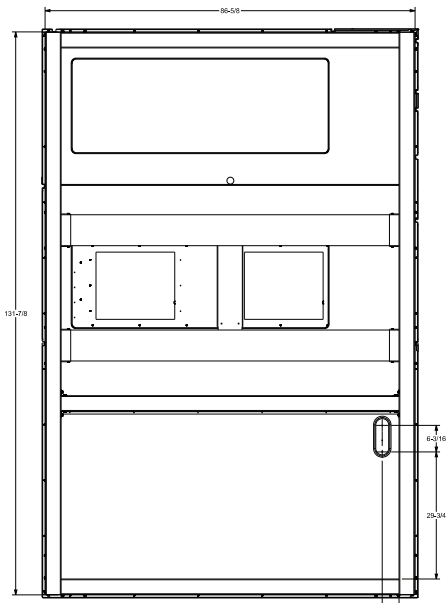
WARNING

High Voltage: Disconnect all power before servicing or installing this unit. Multiple power sources may be present. Failure to do so may cause property damage, personal injury, or death.

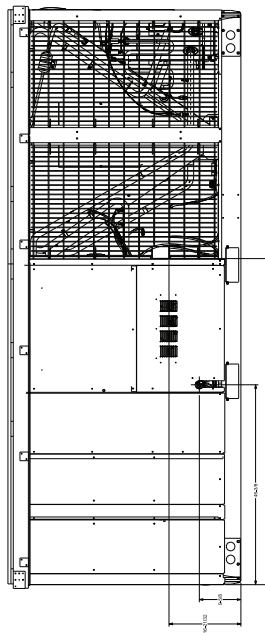


NOTE: 15 ton has 3 fans; 20 ton has 4 fans; 25 ton has 5 fans

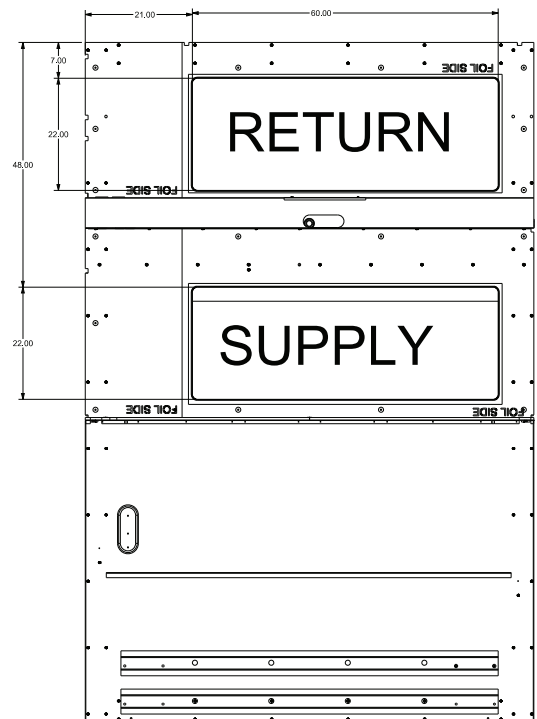
MODEL	A"	B"	C"	D"
15 Ton			51 ¹¹ / ₁₆	5 ⁷ / ₃₂
20 Ton	133 ³ / ₄	88 ¹ / ₂	51	
25 Ton				



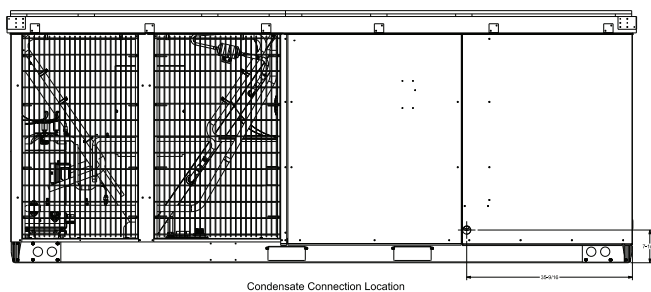
Vertical Discharge (Bottom View)



Gas Inlet Location

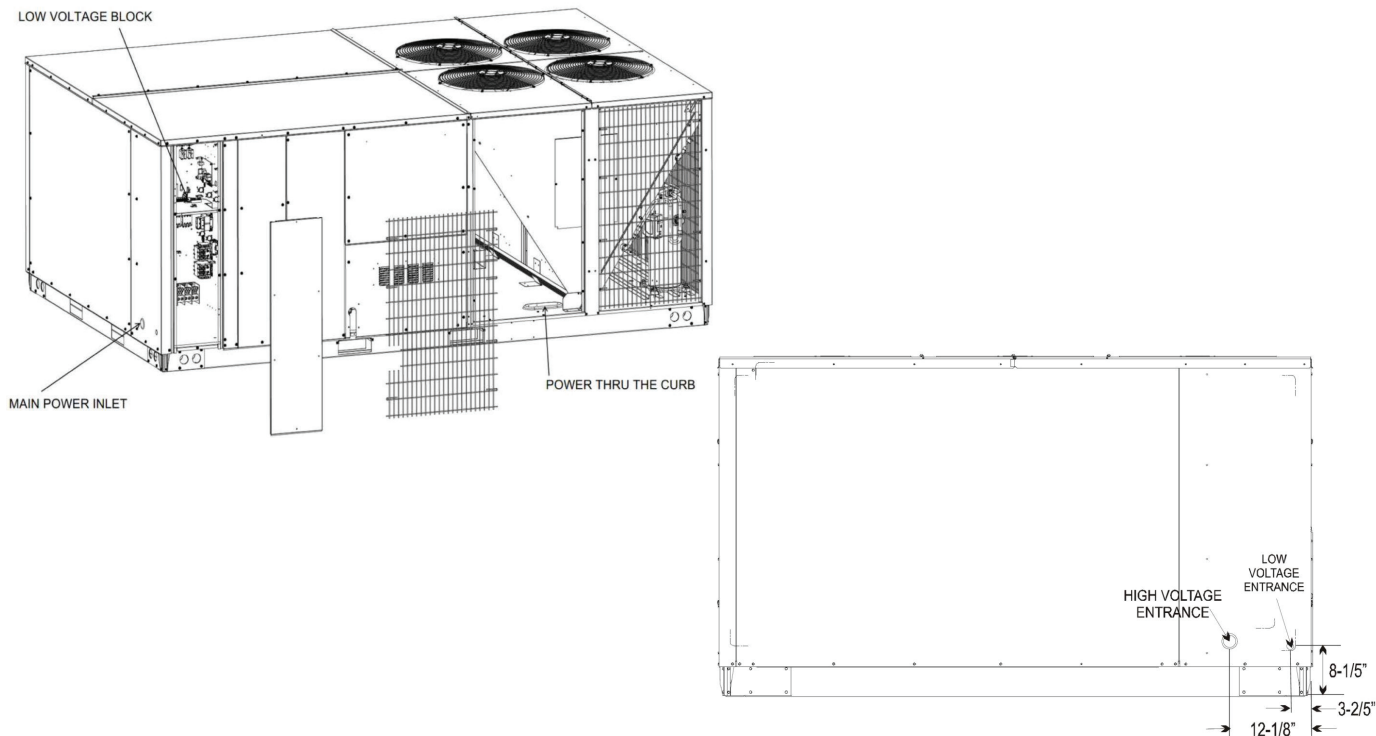


Vertical Discharge (Top View)



Condensate Connection Location

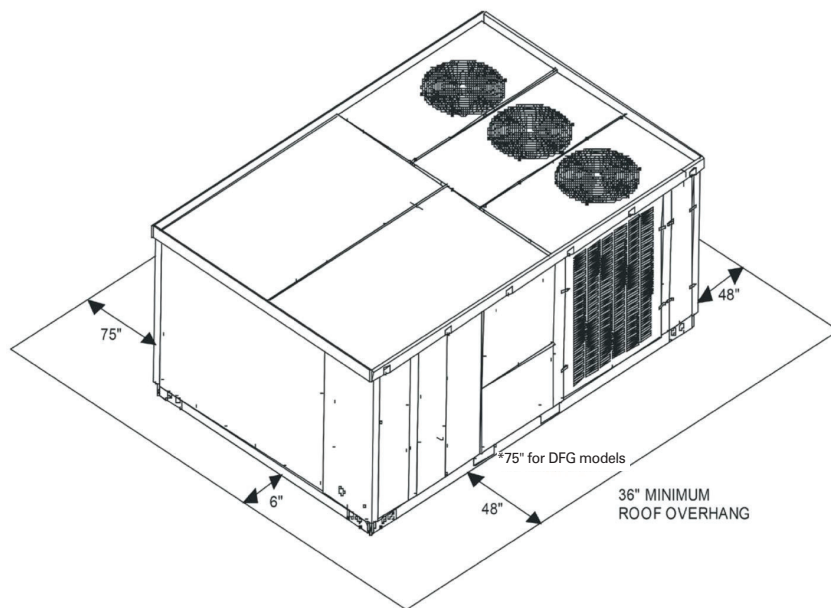
Electrical Connections



Unit Clearances

Service Clearance

Allow for recommended service clearances as shown in the image to the right. In situations that have multiple units, a 36" minimum clearance is required between the condenser coils. A clearance of 48" is recommended on all sides of the unit to allow service access and to ensure proper ventilation and condenser airflow. The top of the unit should be unobstructed. Provide a roof walkway along the sides of the unit for service and access to controls and components. Contact your Daikin sales representative for service requirements less than those recommended.



Unit Location

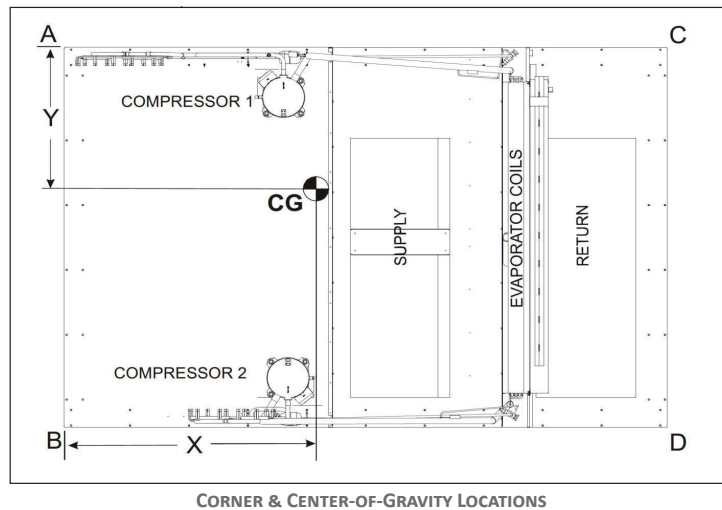
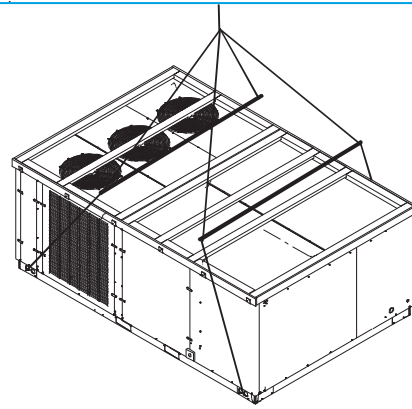
The structural engineer must verify that the roof has adequate support and ability to minimize deflection. Take extreme caution when using on a wooden roof structure. Unit condenser coils should be in a location that avoids any heated exhaust air. Allow sufficient space around the unit for maintenance/service clearance. Consult your Daikin sales representative if available clearances do not meet minimum recommendations.

Where code considerations, such as the NEC, require extended clearances, these take precedence.

Provisions for forks have been included in the unit base frame. No other fork locations are approved.

- » Unit must be lifted by the four lifting holes located at the base frame corners.
- » Lifting cables should be attached to the unit with shackles.
- » The distance between the crane hook and the top of the unit must not be less than 60".
- » Two spreader bars must span over the unit to prevent damage to the cabinet by the lift cables. Spreader bars must be of sufficient length so that cables do not come in contact with the unit during transport. Remove wood struts mounted beneath unit base frame before setting unit on roof curb. These struts are intended to protect unit base frame from fork lift damage. To remove the struts, extract the sheet metal retainers and pull the struts through the base of the unit. Refer to rigging label on the unit.

Important: If using bottom discharge with roof curb, duct-work should be attached to the curb prior to installing the unit. Refer to the Roof Curb Installation Instructions for proper curb installation. Curbing must be installed in compliance with the National Roofing Contractors Association Manual. Lower unit carefully onto roof mounting curb. While rigging the unit, the center of gravity will cause the condenser end to be lower than the supply air end. Bring condenser end of unit into alignment with the curb. With condenser end of the unit resting on curb member and using curb as a fulcrum, lower opposite end of the unit until entire unit is seated on the curb. When a rectangular cantilever curb is used, take care to center the unit. Check for proper alignment and orientation of supply and return openings with duct.



Roof Curb Installation

The roof curb is field-assembled and must be installed level (within 1/16" per foot side to side). A sub-base must be constructed by the contractor in applications involving pitched roofs. Gaskets are furnished and must be installed between the unit and curb. For proper installation, follow NRCA guidelines. In applications requiring post and rail installation, an I-beam securely mounted on multiple posts should support the unit on each side. In addition, the insulation on the underside of the unit should be protected from the elements. Applications in geographic areas subjected to seismic or hurricane conditions must meet code requirements for fastening the unit to the curb and the curb to the building structure. For further and more detailed information please refer to our Daikin Light Commercial Packaged unit IOD.

Weights

MODEL	SHIPPING WEIGHT (LBS)	OPERATING WEIGHT (LBS)	CORNER WEIGHTS (LBS)				LENGTH	WIDTH
			A	B	C	D	X (IN)	Y (IN)
DFG1803DL00001S	2025	1910	455	520	532	403	68	42 ¹ / ₇
DFG1803DM00001S	2025	1910	455	520	532	403	68	42 ¹ / ₇
DFG1803DH00001S	2025	1910	455	520	532	403	68	42 ¹ / ₇
DFG1804DL00001S	2025	1910	455	520	532	403	68	42 ¹ / ₇
DFG1804DM00001S	2025	1910	455	520	532	403	68	42 ¹ / ₇
DFG1804DH00001S	2025	1910	455	520	532	403	68	42 ¹ / ₇
DFG1807DL00001S	2025	1910	455	520	532	403	68	42 ¹ / ₇
DFG1807DM00001S	2025	1910	455	520	532	403	68	42 ¹ / ₇
DFG1807DH00001S	2025	1910	455	520	532	403	68	42 ¹ / ₇
DFG2403DL00001S	2294	2179	549	490	574	566	63 ³ / ₅	42 ⁵ / ₇
DFG2403DM00001S	2294	2179	549	490	574	566	63 ³ / ₅	42 ⁵ / ₇
DFG2403DH00001S	2294	2179	549	490	574	566	63 ³ / ₅	42 ⁵ / ₇
DFG2404DL00001S	2294	2179	549	490	574	566	63 ³ / ₅	42 ⁵ / ₇
DFG2404DM00001S	2294	2179	549	490	574	566	63 ³ / ₅	42 ⁵ / ₇
DFG2404DH00001S	2294	2179	549	490	574	566	63 ³ / ₅	42 ⁵ / ₇
DFG2407DL00001S	2294	2179	549	490	574	566	63 ³ / ₅	42 ⁵ / ₇
DFG2407DM00001S	2294	2179	549	490	574	566	63 ³ / ₅	42 ⁵ / ₇
DFG2407DH00001S	2294	2179	549	490	574	566	63 ³ / ₅	42 ⁵ / ₇
DFG3003DL00001S	2385	2270	415	609	758	487	60 ¹ / ₆	42 ⁵ / ₉
DFG3003DM00001S	2385	2270	415	609	758	487	60 ¹ / ₆	42 ⁵ / ₉
DFG3003DH00001S	2385	2270	415	609	758	487	60 ¹ / ₆	42 ⁵ / ₉
DFG3004DL00001S	2385	2270	415	609	758	487	60 ¹ / ₆	42 ⁵ / ₉
DFG3004DM00001S	2385	2270	415	609	758	487	60 ¹ / ₆	42 ⁵ / ₉
DFG3004DH00001S	2385	2270	415	609	758	487	60 ¹ / ₆	42 ⁵ / ₉
DFG3007DL00001S	2385	2270	415	609	758	487	60 ¹ / ₆	42 ⁵ / ₉
DFG3007DM00001S	2385	2270	415	609	758	487	60 ¹ / ₆	42 ⁵ / ₉
DFG3007DH00001S	2385	2270	415	609	758	487	60 ¹ / ₆	42 ⁵ / ₉

For details on accessories refer to document **PM-LC-ACCESSORIES**

