



Air Conditioning & Heating

# GSX16

COOLING CAPACITY: 18,000 - 57,000 BTU/H

**ENERGY-EFFICIENT  
SPLIT SYSTEM AIR CONDITIONER  
1½ To 5 TONS  
UP TO 16 SEER**



### Contents

Nomenclature.....	2
Product Specifications.....	3
Expanded Cooling Data.....	5
Dimensions.....	27
Wiring Diagrams.....	28
Accessories.....	32

### Standard Features

- Energy-efficient compressor
- Factory-installed filter drier
- Fully charged for 15' of tubing length
- Copper tube/aluminum fin coil
- Service valves with sweat connections and easy-to-access gauge ports
- Contactor with lug connection
- Ground lug connection
- AHRI Certified
- ETL Listed

### Cabinet Features

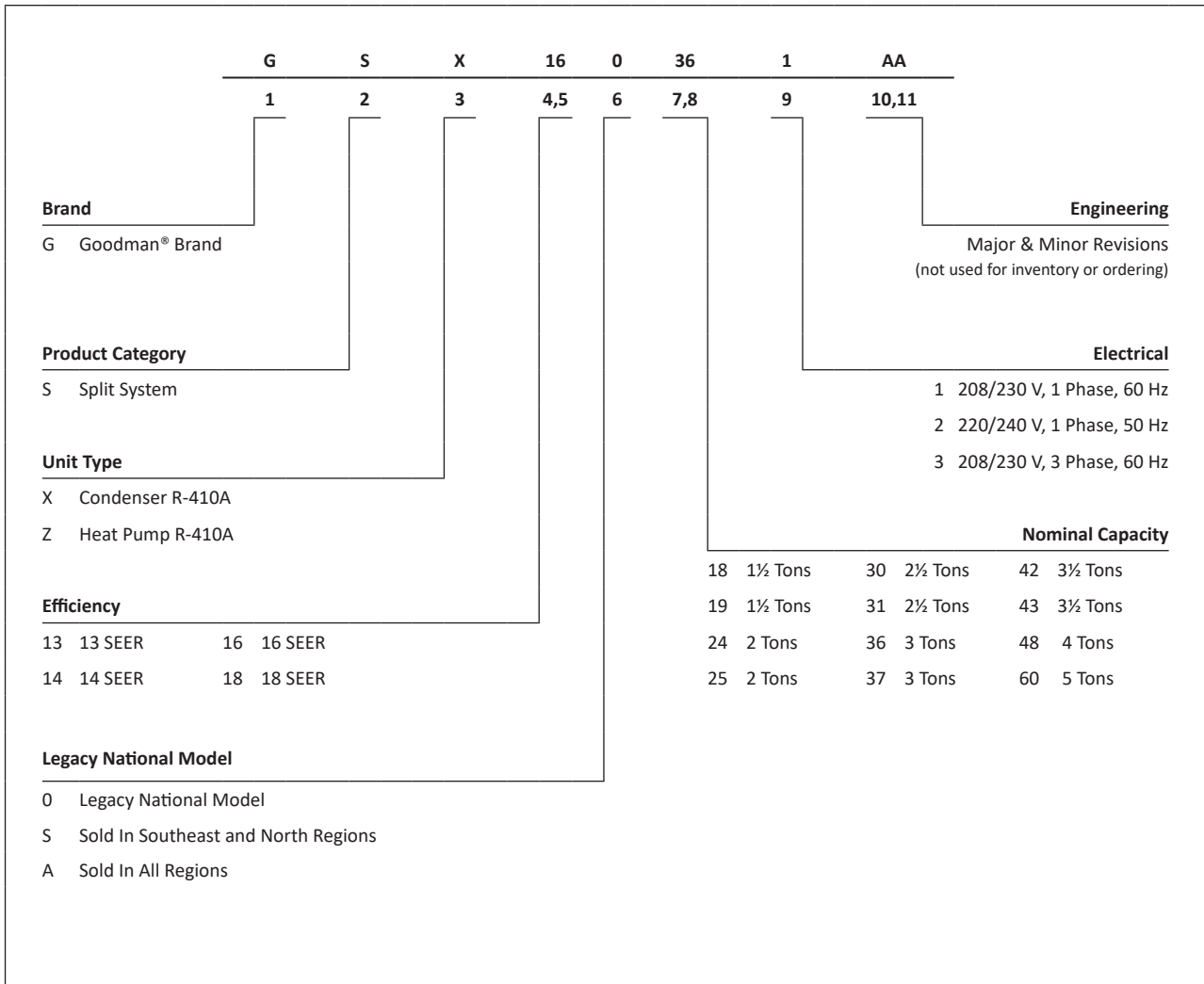
- Heavy-gauge galvanized-steel cabinet with a louvered sound control top
- Attractive Architectural Gray powder-paint finish with 500-hour salt-spray approval
- Wire fan discharge grille
- Steel louver coil guard
- Single-panel access to controls with space provided for field-installed accessories
- When properly anchored, meets the 2017 Florida Building Code unit integrity requirements for hurricane-type winds (Anchor bracket kits available.)












Proper sizing and installation of equipment is critical to achieving optimal performance. Split system air conditioners and heat pumps must be matched with appropriate coil components to meet ENERGY STAR® criteria. Ask your contractor for details or visit [www.energystar.gov](http://www.energystar.gov).



\* Complete warranty details available from your local dealer or at [www.goodmanmfg.com](http://www.goodmanmfg.com). To receive the 10-Year Parts Limited Warranty, online registration must be completed within 60 days of installation. Online registration is not required in California or Quebec.



	GSX16 0181F*	GSX16 0241F*	GSX16 0301F*	GSX16 0311A*	GSX16 0361F*	GSX16 0371A*	GSX16 0421F*	GSX16 0481F*	GSX16 0601F*
<b>CAPACITIES</b>									
Nominal Cooling (BTU/h)	18,000	23,600	29,000	30,000	34,800	36,000	42,000	45,500	54,000
SEER	16	16	16	16	16	16	16	16	16
Decibels	71.5	71.5	71.5	73.5	71.5	73	73	73	73
<b>COMPRESSOR</b>									
RLA	9.0	13.5	12.8	12.8	14.1	15.4	17.9	17.9	21.4
LRA	46	58.3	64	64	77	83.9	112	112	135
Stage	Single	Single	Single	Single	Single	Single	Single	Single	Two
Type	Scroll	Scroll	Scroll	Scroll	Scroll	Scroll	Scroll	Scroll	Scroll
<b>CONDENSER FAN MOTOR</b>									
Horsepower	1/6	1/6	1/6	1/6	1/6	1/6	1/6	1/4	1/3
FLA	0.95	0.95	0.95	0.95	0.95	0.95	0.95	1.30	2.80
<b>REFRIGERATION SYSTEM</b>									
Refrigerant Line Size <sup>1</sup>									
Liquid Line Size ("O.D.)	3/8"	3/8"	3/8"	3/8"	3/8"	3/8"	3/8"	3/8"	3/8"
Suction Line Size ("O.D.)	3/4"	3/4"	7/8"	7/8"	7/8"	7/8"	7/8"	7/8"	7/8"
Refrigerant Connection Size									
Liquid Valve Size ("O.D.)	3/8"	3/8"	3/8"	3/8"	3/8"	3/8"	3/8"	3/8"	3/8"
Suction Valve Size ("O.D.)	3/4"	3/4"	7/8"	7/8"	7/8"	7/8"	7/8"	7/8"	7/8"
Valve Type	Sweat	Sweat	Sweat	Sweat	Sweat	Sweat	Sweat	Sweat	Sweat
Refrigerant Charge	78	70	78	94	94	93	110	121	237
<b>ELECTRICAL DATA</b>									
Voltage-Phase (60 Hz)	208/230-1	208/230-1	208/230-1	208/230-1	208/230-1	208/230-1	208/230-1	208/230-1	208/230-1
Minimum Circuit Ampacity <sup>2</sup>	12.2	17.8	17.0	17.0	18.6	20.2	23.3	23.7	29.6
Max. Overcurrent Protection <sup>3</sup>	20	30	25	25	30	35	40	40	50
Min / Max Volts	197/253	197/253	197/253	197/253	197/253	197/253	197/253	197/253	197/253
Electrical Conduit Size	1/2" or 3/4"	1/2" or 3/4"	1/2" or 3/4"	1/2" or 3/4"	1/2" or 3/4"	1/2" or 3/4"	1/2" or 3/4"	1/2" or 3/4"	1/2" or 3/4"
<b>EQUIPMENT WEIGHT (LBS)</b>	145	142	149	155	162	182	206	219	279
<b>SHIP WEIGHT (LBS)</b>	163	160	167	179	180	204	228	241	301
<b>ENERGY STAR® CERTIFIED</b>									

**ENERGY STAR NOTES**

- Proper sizing and installation of equipment is critical to achieving optimal performance. Split system air conditioners and heat pumps must be matched with appropriate coil components to meet ENERGY STAR® criteria. Ask your contractor for details or visit [www.energystar.gov](http://www.energystar.gov).
- The [www.energystar.gov](http://www.energystar.gov) website provides up-to-date system combinations certified to meet ENERGY STAR® requirements.

<sup>1</sup> Tested and rated in accordance with AHRI Standard 210/240



<sup>2</sup> Wire size should be determined in accordance with National Electrical Codes; extensive wire runs will require larger wire sizes

<sup>3</sup> Must use time-delay fuses or HACR-type circuit breakers of the same size as noted.

**NOTES**

- Always check the S&R plate for electrical data on the unit being installed.
- Installer will need to supply 7/8" to 1 1/4" adapters for suction line connections.
- Unit is charged with refrigerant for 15' of 3/8" liquid line. System charge must be adjusted per Installation Instructions Final Charge Procedure.
- Installation of these units requires the specified TXV Kit to be installed on the indoor coil.  
THE SPECIFIED TXV IS DETERMINED BY THE OUTDOOR UNIT NOT THE INDOOR COIL.

**PRODUCT SPECIFICATIONS (CONT.)**

	<b>G SX16S 181A*</b>	<b>G SX16S 241A*</b>	<b>G SX16S 301A*</b>	<b>G SX16S 361A*</b>	<b>G SX16S 421A*</b>	<b>G SX16S 481A*</b>
<b>CAPACITIES</b>						
Nominal Cooling (BTU/h)	18,000	23,600	29,000	34,800	42,000	45,500
SEER	16	16	16	16	16	16
Decibels	71	71	73.5	73.5	73	73
<b>COMPRESSOR</b>						
RLA	6.0	7.7	12.8	14.1	17.9	17.9
LRA	37.5	38	64	77	112	112
Stage	Single	Single	Single	Single	Single	Single
Type	Rotary	Rotary	Scroll	Scroll	Scroll	Scroll
<b>CONDENSER FAN MOTOR</b>						
Horsepower	1/6	1/6	1/6	1/6	1/6	1/4
FLA	0.95	0.95	0.95	0.95	0.95	1.30
<b>REFRIGERATION SYSTEM</b>						
Refrigerant Line Size <sup>1</sup>						
Liquid Line Size ("O.D.)	3/8"	3/8"	3/8"	3/8"	3/8"	3/8"
Suction Line Size ("O.D.)	3/4"	3/4"	7/8"	7/8"	7/8"	7/8"
Refrigerant Connection Size						
Liquid Valve Size ("O.D.)	3/8"	3/8"	3/8"	3/8"	3/8"	3/8"
Suction Valve Size ("O.D.)	3/4"	3/4"	7/8"	7/8"	7/8"	7/8"
Valve Type	Sweat	Sweat	Sweat	Sweat	Sweat	Sweat
Refrigerant Charge	84	70	78	94	110	121
<b>ELECTRICAL DATA</b>						
Voltage-Phase (60 Hz)	208/230-1	208/230-1	208/230-1	208/230-1	208/230-1	208/230-1
Minimum Circuit Ampacity <sup>2</sup>	8.5	10.6	17.0	18.6	23.3	23.7
Max. Overcurrent Protection <sup>3</sup>	15	15	25	30	40	40
Min / Max Volts	197/253	197/253	197/253	197/253	197/253	197/253
Electrical Conduit Size	1/2" or 3/4"	1/2" or 3/4"	1/2" or 3/4"	1/2" or 3/4"	1/2" or 3/4"	1/2" or 3/4"
<b>EQUIPMENT WEIGHT (LBS)</b>	135	132	149	162	206	219
<b>SHIP WEIGHT (LBS)</b>	154	150	167	180	228	241
<b>ENERGY STAR® CERTIFIED</b>			NO	NO	NO	NO

**ENERGY STAR NOTES**

- Proper sizing and installation of equipment is critical to achieving optimal performance. Split system air conditioners and heat pumps must be matched with appropriate coil components to meet ENERGY STAR® criteria. Ask your contractor for details or visit [www.energystar.gov](http://www.energystar.gov).
- The [www.energystar.gov](http://www.energystar.gov) website provides up-to-date system combinations certified to meet ENERGY STAR® requirements.

<sup>1</sup> Tested and rated in accordance with AHRI Standard 210/240

<sup>2</sup> Wire size should be determined in accordance with National Electrical Codes; extensive wire runs will require larger wire sizes

<sup>3</sup> Must use time-delay fuses or HACR-type circuit breakers of the same size as noted.

**NOTES**

- Always check the S&R plate for electrical data on the unit being installed.
- Installer will need to supply 7/8" to 1 1/2" adapters for suction line connections.
- Unit is charged with refrigerant for 15' of 3/8" liquid line. System charge must be adjusted per Installation Instructions Final Charge Procedure.
- Installation of these units requires the specified TXV Kit to be installed on the indoor coil. THE SPECIFIED TXV IS DETERMINED BY THE OUTDOOR UNIT NOT THE INDOOR COIL.

IDB		OUTDOOR AMBIENT TEMPERATURE																								
		65°F				75°F				85°F				95°F				105°F				115°F				
		59	63	67	71	59	63	67	71	59	63	67	71	59	63	67	71	59	63	67	71	59	63	67	71	
		ENTERING INDOOR WET BULB TEMPERATURE																								
		AIRFLOW																								
70	525	MBh	15.8	16.4	17.9	-	15.4	16.0	17.5	-	15.1	15.6	17.1	-	14.7	15.2	16.7	-	14.0	14.5	15.9	-	12.9	13.4	14.7	-
		S/T	0.68	0.57	0.40	-	0.71	0.59	0.41	-	0.73	0.61	0.42	-	0.75	0.63	0.43	-	0.78	0.65	0.45	-	0.78	0.66	0.45	-
		ΔT	19	16	12	-	19	17	13	-	19	17	13	-	19	17	13	-	19	16	13	-	18	15	12	-
		KW	1.18	1.20	1.23	-	1.26	1.28	1.31	-	1.32	1.35	1.38	-	1.38	1.41	1.45	-	1.43	1.46	1.50	-	1.47	1.50	1.54	-
		Amps	4.3	4.3	4.5	-	4.6	4.7	4.8	-	4.9	5.0	5.2	-	5.2	5.4	5.5	-	5.6	5.7	5.9	-	5.9	6.0	6.2	-
	650	Hi PR	199	214	226	-	223	240	254	-	254	273	289	-	289	311	329	-	326	350	370	-	360	387	409	-
		Lo PR	101	108	118	-	107	114	125	-	111	119	129	-	117	125	136	-	123	130	142	-	127	135	147	-
		MBh	17.1	17.7	19.4	-	16.7	17.3	19.0	-	16.3	16.9	18.5	-	15.9	16.5	18.1	-	15.1	15.7	17.2	-	14.0	14.5	15.9	-
		S/T	0.71	0.59	0.41	-	0.73	0.61	0.43	-	0.75	0.63	0.44	-	0.78	0.65	0.45	-	0.81	0.67	0.47	-	0.81	0.68	0.47	-
		ΔT	17	15	11	-	17	15	11	-	17	15	11	-	18	15	12	-	17	15	11	-	16	14	11	-
675	KW	1.21	1.23	1.26	-	1.28	1.31	1.34	-	1.35	1.38	1.41	-	1.41	1.44	1.48	-	1.46	1.49	1.53	-	1.51	1.54	1.58	-	
	Amps	4.4	4.5	4.6	-	4.7	4.8	4.9	-	5.1	5.2	5.3	-	5.4	5.5	5.7	-	5.7	5.8	6.0	-	6.0	6.2	6.4	-	
	Hi PR	205	221	233	-	230	248	262	-	262	282	298	-	298	321	339	-	336	361	381	-	371	399	421	-	
	Lo PR	105	111	122	-	111	118	128	-	115	122	133	-	121	128	140	-	126	135	147	-	131	139	152	-	
	MBh	17.1	17.7	19.4	-	16.7	17.3	19.0	-	16.3	16.9	18.5	-	15.9	16.5	18.1	-	15.1	15.7	17.2	-	14.0	14.5	15.9	-	
75	525	S/T	0.78	0.69	0.53	0.34	0.81	0.72	0.55	0.35	0.83	0.74	0.56	0.36	0.85	0.76	0.58	0.37	0.88	0.79	0.60	0.39	0.89	0.80	0.60	0.39
		ΔT	22	20	16	11	22	20	17	12	22	20	17	12	22	21	17	12	22	20	17	11	21	19	16	11
		KW	1.19	1.21	1.24	1.28	1.27	1.29	1.32	1.36	1.33	1.36	1.39	1.43	1.39	1.42	1.46	1.50	1.44	1.47	1.51	1.55	1.48	1.51	1.56	1.60
		Amps	4.3	4.4	4.5	4.7	4.6	4.7	4.9	5.0	5.0	5.1	5.2	5.4	5.3	5.4	5.6	5.8	5.6	5.7	5.9	6.1	5.9	6.1	6.3	6.5
		Hi PR	201	216	229	238	226	243	257	268	257	276	292	304	292	315	332	347	329	354	374	390	363	391	413	431
	650	Lo PR	103	109	119	127	108	115	126	134	113	120	131	139	118	126	137	146	124	132	144	153	128	136	149	159
		MBh	17.4	17.9	19.4	20.8	17.0	17.5	19.0	20.3	16.6	17.1	18.5	19.9	16.2	16.7	18.1	19.4	15.4	15.8	17.2	18.4	14.3	14.7	15.9	17.1
		S/T	0.81	0.72	0.55	0.35	0.84	0.75	0.57	0.36	0.86	0.77	0.58	0.37	0.88	0.79	0.60	0.38	0.92	0.82	0.62	0.40	0.93	0.83	0.63	0.40
		ΔT	20	18	15	10	20	19	15	10	20	19	15	10	20	19	15	11	20	18	15	10	19	17	14	10
		KW	1.21	1.24	1.27	1.30	1.29	1.32	1.35	1.39	1.36	1.39	1.42	1.46	1.42	1.45	1.49	1.53	1.47	1.50	1.54	1.59	1.52	1.55	1.59	1.64
675	Amps	4.4	4.5	4.6	4.8	4.7	4.8	5.0	5.2	5.1	5.2	5.4	5.6	5.4	5.6	5.7	5.9	5.8	5.9	6.1	6.3	6.1	6.2	6.4	6.7	
	Hi PR	207	223	236	246	233	250	264	276	265	285	301	314	301	324	343	357	339	365	385	402	375	403	426	444	
	Lo PR	106	112	123	131	112	119	130	138	116	123	135	144	122	130	142	151	128	136	148	158	132	141	153	163	
	MBh	17.4	17.9	19.4	20.8	17.0	17.5	19.0	20.3	16.6	17.1	18.5	19.9	16.2	16.7	18.1	19.4	15.4	15.8	17.2	18.4	14.3	14.7	15.9	17.1	
	S/T	0.81	0.72	0.55	0.35	0.84	0.75	0.57	0.36	0.86	0.77	0.58	0.37	0.88	0.79	0.60	0.38	0.92	0.82	0.62	0.40	0.93	0.83	0.63	0.40	

IDB: Entering Indoor Dry Bulb Temperature  
 High and low pressures are measured at the liquid and suction service valves.  
 Shaded area reflects ACCA (TVA) conditions  
 Amps = outdoor unit amps (comp.+fan)  
 kW = Total system power

IDB	AIRFLOW	OUTDOOR AMBIENT TEMPERATURE																							
		65°F				75°F				85°F				95°F				105°F				115°F			
		59	63	67	71	59	63	67	71	59	63	67	71	59	63	67	71	59	63	67	71	59	63	67	71
80	MBh	16.4	16.7	17.9	19.1	16.0	16.3	17.4	18.6	15.6	15.9	17.0	18.2	15.2	15.6	16.6	17.8	14.5	14.8	15.8	16.9	13.4	13.7	14.6	15.6
	S/T	0.85	0.80	0.65	0.49	0.88	0.83	0.67	0.50	0.91	0.85	0.69	0.52	0.93	0.88	0.71	0.53	0.97	0.91	0.74	0.55	0.98	0.92	0.75	0.56
	ΔT	24	23	20	16	25	24	21	16	25	24	21	16	25	24	21	17	25	24	20	16	23	22	19	15
	kW	1.20	1.22	1.25	1.28	1.27	1.30	1.33	1.37	1.34	1.37	1.40	1.44	1.40	1.43	1.47	1.51	1.45	1.48	1.52	1.57	1.49	1.52	1.57	1.61
	Amps	4.3	4.4	4.6	4.7	4.6	4.7	4.9	5.1	5.0	5.1	5.3	5.5	5.3	5.5	5.6	5.8	5.7	5.8	6.0	6.2	6.0	6.1	6.3	6.5
	Hi PR	203	219	231	241	228	245	259	270	259	279	295	307	295	318	336	350	332	358	378	394	367	395	417	435
	Lo PR	104	110	120	128	109	116	127	135	114	121	132	141	119	127	139	148	125	133	145	155	129	138	150	160
	MBh	17.7	18.1	19.4	20.7	17.3	17.7	18.9	20.2	16.9	17.3	18.5	19.7	16.5	16.8	18.0	19.2	15.7	16.0	17.1	18.3	14.5	14.8	15.8	16.9
	S/T	0.88	0.83	0.67	0.50	0.92	0.86	0.70	0.52	0.94	0.88	0.72	0.54	0.97	0.91	0.74	0.55	1.00	0.94	0.77	0.57	1.00	0.95	0.77	0.58
	ΔT	22	21	18	15	22	21	19	15	22	22	19	15	23	22	19	15	22	21	19	15	21	20	17	14
kW	1.22	1.24	1.28	1.31	1.30	1.32	1.36	1.40	1.37	1.40	1.43	1.48	1.43	1.46	1.50	1.54	1.48	1.51	1.56	1.60	1.53	1.56	1.60	1.65	
Amps	4.4	4.5	4.7	4.8	4.8	4.9	5.0	5.2	5.1	5.3	5.4	5.6	5.5	5.6	5.8	6.0	5.8	5.9	6.1	6.4	6.1	6.3	6.5	6.7	
Hi PR	209	225	238	248	235	253	267	279	267	288	304	317	304	328	346	361	343	369	389	406	378	407	430	449	
Lo PR	107	114	124	132	113	120	131	140	117	125	136	145	123	131	143	152	129	137	150	160	133	142	155	165	
MBh	17.7	18.1	19.4	20.7	17.3	17.7	18.9	20.2	16.9	17.3	18.5	19.7	16.5	16.8	18.0	19.2	15.7	16.0	17.1	18.3	14.5	14.8	15.8	16.9	
S/T	0.88	0.83	0.67	0.50	0.92	0.86	0.70	0.52	0.94	0.88	0.72	0.54	0.97	0.91	0.74	0.55	1.00	0.94	0.77	0.57	1.00	0.95	0.77	0.58	
ΔT	21	20	18	14	22	21	18	14	22	21	18	14	22	21	18	14	21	21	18	14	20	19	17	13	
kW	1.22	1.24	1.28	1.31	1.30	1.32	1.36	1.40	1.37	1.40	1.43	1.48	1.43	1.46	1.50	1.54	1.48	1.51	1.56	1.60	1.53	1.56	1.60	1.65	
Amps	4.4	4.5	4.7	4.8	4.8	4.9	5.0	5.2	5.1	5.3	5.4	5.6	5.5	5.6	5.8	6.0	5.8	5.9	6.1	6.4	6.1	6.3	6.5	6.7	
Hi PR	209	225	238	248	235	253	267	279	267	288	304	317	304	328	346	361	343	369	389	406	378	407	430	449	
Lo PR	107	114	124	132	113	120	131	140	117	125	136	145	123	131	143	152	129	137	150	160	133	142	155	165	

IDB	AIRFLOW	OUTDOOR AMBIENT TEMPERATURE																							
		65°F				75°F				85°F				95°F				105°F				115°F			
		59	63	67	71	59	63	67	71	59	63	67	71	59	63	67	71	59	63	67	71	59	63	67	71
85	MBh	16.6	17.0	17.8	19.0	16.3	16.6	17.4	18.5	15.9	16.2	16.9	18.1	15.5	15.8	16.5	17.6	14.7	15.0	15.7	16.8	13.6	13.9	14.5	15.5
	S/T	0.89	0.86	0.78	0.63	0.93	0.89	0.81	0.65	0.95	0.92	0.83	0.67	0.98	0.95	0.85	0.69	1.00	0.98	0.89	0.72	1.00	0.99	0.89	0.72
	ΔT	26	26	24	21	26	26	25	21	26	26	25	21	27	26	25	21	26	26	24	21	24	24	23	20
	kW	1.21	1.23	1.26	1.29	1.28	1.31	1.34	1.38	1.35	1.38	1.41	1.45	1.41	1.44	1.48	1.52	1.46	1.49	1.53	1.58	1.51	1.53	1.58	1.63
	Amps	4.4	4.5	4.6	4.7	4.7	4.8	4.9	5.1	5.1	5.2	5.3	5.5	5.4	5.5	5.7	5.9	5.7	5.8	6.0	6.2	6.0	6.2	6.4	6.6
	Hi PR	205	221	233	243	230	248	262	273	262	282	298	310	298	321	339	354	336	361	381	398	371	399	421	439
	Lo PR	105	111	121	129	110	118	128	137	115	122	133	142	121	128	140	149	126	134	147	156	131	139	152	162
	MBh	18.0	18.4	19.3	20.5	17.6	18.0	18.8	20.1	17.2	17.5	18.4	19.6	16.8	17.1	17.9	19.1	15.9	16.2	17.0	18.2	14.8	15.0	15.8	16.8
	S/T	0.93	0.89	0.81	0.65	0.96	0.93	0.84	0.68	0.98	0.95	0.86	0.70	1.00	0.98	0.89	0.72	1.00	1.00	0.92	0.75	1.00	1.00	0.93	0.75
	ΔT	24	23	22	19	24	24	22	19	24	24	22	19	24	24	22	19	23	23	22	19	21	21	21	18
kW	1.23	1.25	1.29	1.32	1.31	1.33	1.37	1.41	1.38	1.41	1.44	1.49	1.44	1.47	1.51	1.55	1.49	1.52	1.57	1.61	1.54	1.57	1.62	1.66	
Amps	4.5	4.6	4.7	4.9	4.8	4.9	5.1	5.2	5.2	5.3	5.5	5.7	5.5	5.7	5.8	6.0	5.9	6.0	6.2	6.4	6.2	6.3	6.5	6.8	
Hi PR	212	228	240	251	237	255	270	281	270	291	307	320	308	331	349	364	346	372	393	410	382	411	434	453	
Lo PR	108	115	125	133	114	121	132	141	118	126	137	146	124	132	144	154	130	139	151	161	135	143	157	167	
MBh	18.0	18.4	19.3	20.5	17.6	18.0	18.8	20.1	17.2	17.5	18.4	19.6	16.8	17.1	17.9	19.1	15.9	16.2	17.0	18.2	14.8	15.0	15.8	16.8	
S/T	0.93	0.89	0.81	0.65	0.96	0.93	0.84	0.68	0.98	0.95	0.86	0.70	1.00	0.98	0.89	0.72	1.00	1.00	0.92	0.75	1.00	1.00	0.93	0.75	
ΔT	23	22	21	18	23	23	21	19	23	23	21	19	23	23	22	19	22	22	21	18	20	20	20	17	
kW	1.23	1.25	1.29	1.32	1.31	1.33	1.37	1.41	1.38	1.41	1.44	1.49	1.44	1.47	1.51	1.55	1.49	1.52	1.57	1.61	1.54	1.57	1.62	1.66	
Amps	4.5	4.6	4.7	4.9	4.8	4.9	5.1	5.2	5.2	5.3	5.5	5.7	5.5	5.7	5.8	6.0	5.9	6.0	6.2	6.4	6.2	6.3	6.5	6.8	
Hi PR	212	228	240	251	237	255	270	281	270	291	307	320	308	331	349	364	346	372	393	410	382	411	434	453	
Lo PR	108	115	125	133	114	121	132	141	118	126	137	146	124	132	144	154	130	139	151	161	135	143	157	167	

IDB: Entering Indoor Dry Bulb Temperature  
 High and low pressures are measured at the liquid and suction service valves.  
 Shaded area reflects AHRI conditions  
 Amps = outdoor unit amps (comp.+fan)  
 kW = Total system power

IDB		OUTDOOR AMBIENT TEMPERATURE												ENTERING INDOOR WET BULB TEMPERATURE											
		65°F				75°F				85°F				95°F				105°F				115°F			
		59	63	67	71	59	63	67	71	59	63	67	71	59	63	67	71	59	63	67	71	59	63	67	71
0	MBh	15.8	16.4	17.9	-	15.4	16.0	17.5	-	15.1	15.6	17.1	-	14.7	15.2	16.7	-	14.0	14.5	15.9	-	12.9	13.4	14.7	-
	S/T	0.69	0.57	0.40	-	0.71	0.59	0.41	-	0.73	0.61	0.42	-	0.75	0.63	0.44	-	0.78	0.65	0.45	-	0.79	0.66	0.46	-
	ΔT	19.0	16.4	12.5	-	19.2	16.6	12.6	-	19.2	16.7	12.6	-	19.4	16.8	12.7	-	19.1	16.5	12.6	-	17.9	15.5	11.7	-
	kW	0.93	0.95	0.98	-	1.00	1.02	1.05	-	1.06	1.09	1.12	-	1.12	1.14	1.18	-	1.17	1.19	1.23	-	1.21	1.23	1.28	-
	Amps	4.2	4.3	4.4	-	4.5	4.6	4.7	-	4.9	5.0	5.1	-	5.2	5.3	5.5	-	5.5	5.6	5.8	-	5.8	5.9	6.1	-
	Hi PR	195	210	222	-	219	236	249	-	249	268	283	-	284	306	323	-	320	344	363	-	353	380	401	-
	Lo PR	105	112	122	-	111	118	129	-	116	123	134	-	122	129	141	-	127	136	148	-	132	140	153	-
	MBh	16.6	17.2	18.9	-	16.2	16.8	18.4	-	15.8	16.4	18.0	-	15.5	16.0	17.5	-	14.7	15.2	16.7	-	13.6	14.1	15.4	-
	S/T	0.70	0.58	0.40	-	0.72	0.60	0.42	-	0.74	0.62	0.43	-	0.76	0.64	0.44	-	0.79	0.66	0.46	-	0.80	0.67	0.46	-
	ΔT	17.7	15.4	11.7	-	18.0	15.5	11.8	-	18.0	15.6	11.8	-	18.1	15.7	11.9	-	17.9	15.5	11.7	-	16.7	14.4	11.0	-
kW	0.94	0.96	0.99	-	1.01	1.03	1.07	-	1.07	1.10	1.13	-	1.13	1.16	1.19	-	1.18	1.21	1.25	-	1.22	1.25	1.29	-	
Amps	4.2	4.3	4.5	-	4.6	4.7	4.8	-	4.9	5.0	5.2	-	5.2	5.4	5.5	-	5.5	5.7	5.9	-	5.9	6.0	6.2	-	
Hi PR	198	213	225	-	222	239	253	-	253	272	287	-	288	310	327	-	324	349	368	-	358	385	407	-	
Lo PR	107	114	124	-	113	120	131	-	117	125	136	-	123	131	143	-	129	137	150	-	134	142	155	-	
MBh	17.1	17.7	19.4	-	16.7	17.3	19.0	-	16.3	16.9	18.5	-	15.9	16.5	18.1	-	15.1	15.7	17.2	-	14.0	14.5	15.9	-	
S/T	0.71	0.59	0.41	-	0.74	0.62	0.43	-	0.76	0.63	0.44	-	0.78	0.65	0.45	-	0.81	0.68	0.47	-	0.82	0.68	0.47	-	
ΔT	17.2	14.9	11.3	-	17.5	15.1	11.5	-	17.5	15.1	11.5	-	17.6	15.2	11.6	-	17.3	15.0	11.4	-	16.2	14.0	10.6	-	
kW	0.95	0.97	1.00	-	1.02	1.05	1.08	-	1.09	1.11	1.15	-	1.15	1.17	1.21	-	1.20	1.22	1.26	-	1.24	1.27	1.31	-	
Amps	4.3	4.4	4.5	-	4.6	4.7	4.9	-	5.0	5.1	5.3	-	5.3	5.4	5.6	-	5.6	5.8	5.9	-	5.9	6.1	6.3	-	
Hi PR	202	217	229	-	226	243	257	-	257	277	292	-	293	315	333	-	330	355	374	-	364	392	414	-	
Lo PR	109	116	126	-	115	122	133	-	119	127	139	-	125	133	146	-	131	140	153	-	136	144	158	-	
MBh	16.1	16.5	17.9	19.2	15.7	16.2	17.5	18.8	15.3	15.8	17.1	18.3	15.0	15.4	16.7	17.9	14.2	14.6	15.8	17.0	13.2	13.5	14.7	15.7	
S/T	0.78	0.70	0.53	0.34	0.81	0.72	0.55	0.35	0.83	0.74	0.56	0.36	0.86	0.77	0.58	0.37	0.89	0.79	0.60	0.39	0.90	0.80	0.61	0.39	
ΔT	22.0	20.2	16.6	11.4	22.2	20.5	16.8	11.6	22.2	20.5	16.8	11.6	22.4	20.6	16.9	11.7	22.1	20.3	16.7	11.5	20.6	19.0	15.6	10.7	
kW	0.93	0.95	0.98	1.02	1.01	1.03	1.06	1.10	1.07	1.09	1.13	1.17	1.13	1.15	1.19	1.23	1.18	1.20	1.24	1.29	1.22	1.25	1.29	1.33	
Amps	4.2	4.3	4.5	4.6	4.5	4.6	4.8	5.0	4.9	5.0	5.2	5.4	5.2	5.3	5.5	5.7	5.5	5.7	5.8	6.0	5.8	6.0	6.2	6.4	
Hi PR	197	213	224	234	222	238	252	263	252	271	286	299	287	309	326	340	323	347	367	383	357	384	405	423	
Lo PR	106	113	124	132	112	120	131	139	117	124	136	145	123	131	143	152	129	137	149	159	133	142	155	165	
MBh	16.9	17.4	18.8	20.2	16.5	17.0	18.4	19.7	16.1	16.6	18.0	19.3	15.7	16.2	17.5	18.8	14.9	15.4	16.6	17.9	13.8	14.2	15.4	16.5	
S/T	0.79	0.71	0.54	0.35	0.82	0.73	0.56	0.36	0.84	0.75	0.57	0.37	0.87	0.78	0.59	0.38	0.90	0.81	0.61	0.39	0.91	0.81	0.62	0.40	
ΔT	20.5	18.9	15.5	10.7	20.8	19.1	15.7	10.8	20.8	19.1	15.7	10.8	20.9	19.3	15.8	10.9	20.6	19.0	15.6	10.7	19.3	17.7	14.5	10.0	
kW	0.94	0.96	1.00	1.03	1.02	1.04	1.07	1.11	1.08	1.11	1.14	1.18	1.14	1.17	1.21	1.25	1.19	1.22	1.26	1.30	1.23	1.26	1.30	1.35	
Amps	4.3	4.4	4.5	4.7	4.6	4.7	4.8	5.0	5.0	5.1	5.2	5.4	5.3	5.4	5.6	5.8	5.6	5.7	5.9	6.1	5.9	6.0	6.2	6.5	
Hi PR	200	215	227	237	225	242	255	266	255	275	290	303	291	313	331	345	327	352	372	388	362	389	411	429	
Lo PR	108	115	125	133	114	121	132	141	118	126	138	147	124	132	145	154	130	139	151	161	135	143	157	167	
MBh	17.4	17.9	19.4	20.8	17.0	17.5	19.0	20.3	16.6	17.1	18.5	19.9	16.2	16.7	18.1	19.4	15.4	15.8	17.2	18.4	14.3	14.7	15.9	17.1	
S/T	0.81	0.72	0.55	0.35	0.84	0.75	0.57	0.37	0.86	0.77	0.58	0.37	0.89	0.79	0.60	0.39	0.92	0.82	0.62	0.40	0.93	0.83	0.63	0.40	
ΔT	19.9	18.4	15.0	10.4	20.2	18.6	15.2	10.5	20.2	18.6	15.2	10.5	20.3	18.7	15.3	10.6	20.0	18.5	15.1	10.4	18.7	17.2	14.1	9.8	
kW	0.96	0.98	1.01	1.04	1.03	1.06	1.09	1.13	1.10	1.12	1.16	1.20	1.16	1.18	1.22	1.26	1.21	1.23	1.28	1.32	1.25	1.28	1.32	1.37	
Amps	4.3	4.4	4.6	4.7	4.7	4.8	4.9	5.1	5.0	5.2	5.3	5.5	5.4	5.5	5.7	5.9	5.7	5.8	6.0	6.2	6.0	6.1	6.3	6.6	
Hi PR	204	219	231	241	228	246	260	271	260	280	295	308	296	318	336	351	333	358	378	395	368	396	418	436	
Lo PR	110	117	127	136	116	123	135	143	121	128	140	149	127	135	147	157	133	141	154	164	137	146	159	170	

IDB: Entering Indoor Dry Bulb Temperature (°F)  
 High and low pressures are measured at the liquid and suction service valves.  
 Shaded area reflects ACCA (TVA) conditions  
 MBh = NET TOTAL CAPACITY (1000 BTU/HR)  
 S/T = SENSIBLE TO TOTAL CAPACITY RATIO  
 HI PR = PRESSURE AT LIQUID SERVICE VALVE, PSIG  
 LO PR = PRESSURE AT VAPOR SERVICE VALVE, PSIG  
 Amps = outdoor unit amps (comp.+fan)  
 kW = Total system power

IDB	AIRFLOW	OUTDOOR AMBIENT TEMPERATURE																							
		65°F				75°F				85°F				95°F				105°F				115°F			
		59	63	67	71	59	63	67	71	59	63	67	71	59	63	67	71	59	63	67	71	59	63	67	71
80	MBh	16.4	16.7	17.9	19.1	16.0	16.3	17.4	18.6	15.6	15.9	17.0	18.2	15.2	15.6	16.6	17.8	14.5	14.8	15.8	16.9	14.5	14.8	15.8	16.9
	S/T	0.86	0.80	0.65	0.49	0.89	0.83	0.68	0.51	0.91	0.85	0.69	0.52	0.94	0.88	0.72	0.54	0.97	0.91	0.74	0.56	0.98	0.92	0.75	0.56
	ΔT	24.5	23.5	20.4	16.3	24.8	23.8	20.7	16.5	24.8	23.8	20.7	16.5	25.0	24.0	20.8	16.7	24.7	23.6	20.6	16.4	23.0	22.1	19.2	15.3
	kW	0.94	0.96	0.99	1.03	1.02	1.04	1.07	1.11	1.08	1.10	1.14	1.18	1.14	1.16	1.20	1.24	1.19	1.21	1.25	1.30	1.23	1.26	1.30	1.34
	Amps	4.3	4.4	4.5	4.6	4.6	4.7	4.8	5.0	5.0	5.1	5.2	5.4	5.3	5.4	5.6	5.7	5.6	5.7	5.9	6.1	5.9	6.0	6.2	6.4
	Hi PR	199	215	227	236	224	241	254	265	255	274	289	302	290	312	329	344	326	351	371	387	360	388	410	427
	Lo PR	108	114	125	133	114	121	132	141	118	126	137	146	124	132	144	153	130	138	151	161	134	143	156	166
	MBh	17.2	17.6	18.8	20.1	16.8	17.2	18.3	19.6	16.4	16.8	17.9	19.1	16.0	16.3	17.5	18.7	15.2	15.5	16.6	17.7	14.1	14.4	15.4	16.4
	S/T	0.87	0.81	0.66	0.50	0.90	0.84	0.69	0.51	0.92	0.87	0.70	0.53	0.95	0.89	0.73	0.54	0.99	0.93	0.76	0.56	1.00	0.94	0.76	0.57
	ΔT	22.9	21.9	19.1	15.2	23.2	22.2	19.3	15.4	23.2	22.2	19.3	15.4	23.4	22.4	19.5	15.6	23.0	22.1	19.2	15.3	21.5	20.6	17.9	14.3
kW	0.95	0.97	1.00	1.04	1.03	1.05	1.08	1.12	1.09	1.12	1.15	1.19	1.15	1.18	1.22	1.26	1.20	1.23	1.27	1.31	1.24	1.27	1.31	1.36	
Amps	4.3	4.4	4.5	4.7	4.6	4.7	4.9	5.1	5.0	5.1	5.3	5.5	5.3	5.4	5.6	5.8	5.6	5.8	6.0	6.2	6.0	6.1	6.3	6.5	
Hi PR	202	218	230	240	227	244	258	269	258	278	293	306	294	316	334	348	331	356	376	392	365	393	415	433	
Lo PR	109	116	127	135	115	122	134	142	120	128	139	148	126	134	146	155	132	140	153	163	136	145	158	169	
MBh	17.7	18.1	19.4	20.7	17.3	17.7	18.9	20.2	16.9	17.3	18.5	19.7	16.5	16.8	18.0	19.2	15.7	16.0	17.1	18.3	14.5	14.8	15.8	16.9	
S/T	0.89	0.83	0.68	0.51	0.92	0.86	0.70	0.52	0.94	0.88	0.72	0.54	1.00	0.91	0.74	0.56	1.00	0.95	0.77	0.58	1.00	0.96	0.78	0.58	
ΔT	22.2	21.3	18.5	14.8	22.5	21.6	18.8	15.0	22.5	21.6	18.8	15.0	23.3	21.8	18.9	15.1	22.2	21.4	18.7	14.9	20.5	20.0	17.4	13.9	
kW	0.96	0.99	1.02	1.05	1.04	1.06	1.10	1.14	1.11	1.13	1.17	1.21	1.17	1.19	1.23	1.28	1.22	1.25	1.29	1.33	1.26	1.29	1.33	1.38	
Amps	4.4	4.5	4.6	4.8	4.7	4.8	5.0	5.1	5.1	5.2	5.4	5.5	5.4	5.5	5.7	5.9	5.7	5.9	6.0	6.3	6.0	6.2	6.4	6.6	
Hi PR	206	221	234	244	231	248	262	273	262	282	298	311	299	322	340	354	336	362	382	399	372	400	422	440	
Lo PR	111	118	129	137	117	125	136	145	122	129	141	151	128	136	148	158	134	143	156	166	139	147	161	171	

85	MBh	16.6	17.0	17.8	19.0	16.3	16.6	17.4	18.5	15.9	16.2	16.9	18.1	15.5	15.8	16.5	17.6	14.7	15.0	15.7	16.8	13.6	13.9	14.5	15.5
	S/T	0.90	0.87	0.78	0.63	0.93	0.90	0.81	0.66	0.95	0.92	0.83	0.67	0.98	0.95	0.86	0.70	1.00	0.99	0.89	0.72	1.00	0.99	0.90	0.73
	ΔT	26.1	25.7	24.3	21.0	26.5	26.0	24.6	21.3	26.5	26.1	24.6	21.3	26.7	26.2	24.8	21.5	25.8	25.9	24.5	21.2	23.9	24.2	22.8	19.8
	kW	0.95	0.97	1.00	1.03	1.02	1.05	1.08	1.12	1.09	1.11	1.15	1.19	1.15	1.17	1.21	1.25	1.20	1.22	1.26	1.31	1.24	1.27	1.31	1.36
	Amps	4.3	4.4	4.5	4.7	4.6	4.7	4.9	5.0	5.0	5.1	5.3	5.4	5.3	5.4	5.6	5.8	5.6	5.8	5.9	6.1	5.9	6.1	6.3	6.5
	Hi PR	201	217	229	239	226	243	257	268	257	277	292	305	293	315	333	347	329	355	374	390	364	392	414	431
	Lo PR	109	116	126	134	115	122	133	142	119	127	138	147	125	133	145	155	131	140	152	162	136	144	158	168
	MBh	17.5	17.8	18.7	19.9	17.1	17.4	18.2	19.5	16.7	17.0	17.8	19.0	16.3	16.6	17.4	18.5	15.5	15.8	16.5	17.6	14.3	14.6	15.3	16.3
	S/T	0.91	0.88	0.79	0.64	0.94	0.91	0.82	0.67	0.97	0.93	0.84	0.68	1.00	0.96	0.87	0.71	1.00	1.00	0.90	0.73	1.00	1.00	0.91	0.74
	ΔT	24.4	24.0	22.7	19.6	24.7	24.3	23.0	19.9	24.7	24.3	23.0	19.9	24.9	24.5	23.2	20.1	23.7	24.1	22.8	19.8	21.9	22.4	21.3	18.5
kW	0.96	0.98	1.01	1.04	1.03	1.06	1.09	1.13	1.10	1.13	1.16	1.20	1.16	1.19	1.23	1.27	1.21	1.24	1.28	1.32	1.25	1.28	1.33	1.37	
Amps	4.4	4.4	4.6	4.7	4.7	4.8	4.9	5.1	5.0	5.2	5.3	5.5	5.4	5.5	5.7	5.9	5.7	5.8	6.0	6.2	6.0	6.1	6.3	6.6	
Hi PR	204	220	232	242	229	247	260	272	261	280	296	309	297	319	337	352	334	359	379	396	369	397	419	437	
Lo PR	110	117	128	136	116	124	135	144	121	129	140	149	127	135	147	157	133	142	155	165	138	146	160	170	
MBh	18.0	18.4	19.3	20.5	17.6	18.0	18.8	20.1	17.2	17.5	18.4	19.6	16.8	17.1	17.9	19.1	16.3	16.6	17.4	18.5	14.8	15.0	15.8	16.8	
S/T	0.93	0.90	0.81	0.66	0.96	0.93	0.84	0.68	0.99	0.95	0.86	0.70	1.00	0.98	0.89	0.73	1.00	1.00	0.90	0.73	1.00	1.00	0.93	0.75	
ΔT	23.7	23.3	22.1	19.1	24.0	23.6	22.3	19.3	23.7	23.3	22.0	19.0	23.9	23.5	22.2	19.1	23.5	23.0	22.2	19.2	20.9	21.3	20.7	17.9	
kW	0.97	0.99	1.03	1.06	1.05	1.07	1.11	1.14	1.12	1.14	1.18	1.22	1.18	1.20	1.24	1.29	1.23	1.26	1.30	1.34	1.27	1.30	1.34	1.39	
Amps	4.4	4.5	4.6	4.8	4.7	4.8	5.0	5.2	5.1	5.2	5.4	5.6	5.5	5.6	5.7	6.0	5.8	5.9	6.1	6.3	6.1	6.2	6.4	6.7	
Hi PR	208	224	236	246	233	251	265	276	265	285	301	314	302	325	343	358	340	365	386	403	375	404	426	445	
Lo PR	112	119	130	138	118	126	137	146	123	131	143	152	129	137	150	160	135	144	157	167	140	149	163	173	

IDB: Entering Indoor Dry Bulb Temperature  
 High and low pressures are measured at the liquid and suction service valves.  
 Shaded area reflects ACCA (TVA) conditions  
 Amps = outdoor unit amps (comp.+fan)  
 kW = Total system power



IDB		OUTDOOR AMBIENT TEMPERATURE																							
		65°F				75°F				85°F				95°F				105°F				115°F			
		59	63	67	71	59	63	67	71	59	63	67	71	59	63	67	71	59	63	67	71	59	63	67	71
<b>70</b>	AIRFLOW	59	63	67	71	59	63	67	71	59	63	67	71	59	63	67	71	59	63	67	71	59	63	67	71
	MBh	22.1	22.9	25.1	-	21.6	22.4	24.5	-	21.1	21.9	23.9	-	20.6	21.3	23.4	-	19.5	20.3	22.2	-	18.1	18.8	20.6	-
	S/T	0.69	0.58	0.40	-	0.72	0.60	0.42	-	0.74	0.61	0.43	-	0.76	0.63	0.44	-	0.79	0.66	0.46	-	0.80	0.66	0.46	-
	ΔT	20	17	13	-	20	18	13	-	20	18	13	-	21	18	13	-	20	18	13	-	19	16	12	-
	kW	1.54	1.57	1.61	-	1.64	1.67	1.72	-	1.74	1.77	1.82	-	1.82	1.86	1.91	-	1.89	1.93	1.99	-	1.95	1.99	2.05	-
	Amps	5.7	5.8	6.0	-	6.1	6.3	6.5	-	6.6	6.8	7.0	-	7.1	7.3	7.5	-	7.5	7.7	8.0	-	8.0	8.2	8.4	-
	Hi PR	205	221	233	-	230	248	262	-	262	282	298	-	298	321	339	-	336	361	381	-	371	399	421	-
	Lo PR	103	109	119	-	109	116	126	-	113	120	131	-	119	126	138	-	124	132	144	-	129	137	149	-
	MBh	22.5	23.3	25.5	-	21.9	22.7	24.9	-	21.4	22.2	24.3	-	20.9	21.6	23.7	-	19.8	20.6	22.5	-	18.4	19.1	20.9	-
	S/T	0.72	0.60	0.42	-	0.74	0.62	0.43	-	0.76	0.64	0.44	-	0.79	0.66	0.46	-	0.82	0.68	0.47	-	0.82	0.69	0.48	-
ΔT	20	17	13	-	20	17	13	-	20	17	13	-	20	17	13	-	20	17	13	-	19	16	12	-	
kW	1.56	1.59	1.63	-	1.66	1.70	1.75	-	1.76	1.79	1.85	-	1.84	1.88	1.94	-	1.91	1.95	2.01	-	1.98	2.02	2.08	-	
Amps	5.8	5.9	6.1	-	6.2	6.4	6.6	-	6.7	6.9	7.1	-	7.2	7.4	7.6	-	7.6	7.8	8.1	-	8.1	8.3	8.6	-	
Hi PR	209	225	237	-	234	252	266	-	267	287	303	-	304	327	345	-	342	368	388	-	377	406	429	-	
Lo PR	105	111	122	-	111	118	128	-	115	122	133	-	121	128	140	-	126	135	147	-	131	139	152	-	
MBh	23.2	24.1	26.4	-	22.7	23.5	25.8	-	22.2	23.0	25.2	-	21.6	22.4	24.5	-	20.5	21.3	23.3	-	19.0	19.7	21.6	-	
S/T	0.76	0.64	0.44	-	0.79	0.66	0.46	-	0.81	0.68	0.47	-	0.84	0.70	0.48	-	0.87	0.73	0.50	-	0.88	0.73	0.51	-	
ΔT	18	16	12	-	18	16	12	-	18	16	12	-	18	16	12	-	18	16	12	-	17	15	11	-	
kW	1.58	1.61	1.65	-	1.69	1.72	1.77	-	1.78	1.82	1.87	-	1.87	1.91	1.97	-	1.94	1.98	2.04	-	2.01	2.05	2.11	-	
Amps	5.9	6.0	6.2	-	6.3	6.5	6.7	-	6.9	7.0	7.3	-	7.3	7.5	7.7	-	7.8	8.0	8.2	-	8.2	8.4	8.7	-	
Hi PR	213	229	242	-	239	257	272	-	272	293	309	-	310	333	352	-	348	375	396	-	385	414	437	-	
Lo PR	107	114	124	-	113	120	131	-	117	125	136	-	123	131	143	-	129	137	150	-	133	142	155	-	

IDB		OUTDOOR AMBIENT TEMPERATURE																							
		65°F				75°F				85°F				95°F				105°F				115°F			
		59	63	67	71	59	63	67	71	59	63	67	71	59	63	67	71	59	63	67	71	59	63	67	71
<b>75</b>	AIRFLOW	59	63	67	71	59	63	67	71	59	63	67	71	59	63	67	71	59	63	67	71	59	63	67	71
	MBh	22.5	23.2	25.1	26.9	22.0	22.6	24.5	26.3	21.4	22.1	23.9	25.6	20.9	21.5	23.3	25.0	20.9	21.5	23.3	25.0	19.9	20.5	22.1	23.8
	S/T	0.79	0.70	0.53	0.34	0.82	0.73	0.55	0.36	0.84	0.75	0.57	0.36	0.86	0.77	0.58	0.38	0.90	0.80	0.61	0.39	0.90	0.81	0.61	0.39
	ΔT	23	21	18	12	24	22	18	12	24	22	18	12	24	22	18	12	23	22	18	12	23	22	18	12
	kW	1.55	1.58	1.62	1.67	1.66	1.69	1.74	1.79	1.75	1.78	1.84	1.89	1.83	1.87	1.93	1.99	1.90	1.94	2.00	2.06	1.96	2.00	2.07	2.13
	Amps	5.7	5.9	6.1	6.3	6.2	6.3	6.5	6.8	6.7	6.9	7.1	7.3	7.2	7.3	7.6	7.8	7.6	7.8	8.0	8.3	8.0	8.2	8.5	8.8
	Hi PR	207	223	236	246	233	250	264	276	265	285	301	314	301	324	343	357	339	365	385	402	375	403	426	444
	Lo PR	104	111	121	128	110	117	127	136	114	121	132	141	120	127	139	148	126	134	146	155	130	138	151	161
	MBh	22.8	23.5	25.4	27.3	22.3	23.0	24.9	26.7	21.8	22.4	24.3	26.0	21.2	21.9	23.7	25.4	20.2	20.8	22.5	24.1	18.7	19.2	20.8	22.4
	S/T	0.82	0.73	0.55	0.36	0.85	0.76	0.57	0.37	0.87	0.78	0.59	0.38	0.90	0.80	0.61	0.39	0.93	0.83	0.63	0.40	0.94	0.84	0.63	0.41
ΔT	23	21	17	12	23	21	17	12	23	21	17	12	23	21	17	12	23	21	17	12	21	20	16	11	
kW	1.57	1.60	1.64	1.69	1.68	1.71	1.76	1.81	1.77	1.81	1.86	1.92	1.86	1.89	1.95	2.01	1.93	1.97	2.03	2.09	1.99	2.03	2.09	2.16	
Amps	5.8	6.0	6.1	6.4	6.3	6.4	6.6	6.9	6.8	7.0	7.2	7.5	7.3	7.4	7.7	8.0	7.7	7.9	8.2	8.5	8.2	8.4	8.6	9.0	
Hi PR	211	227	240	250	237	255	269	281	269	290	306	319	307	330	348	363	345	371	392	409	381	410	433	452	
Lo PR	106	112	123	131	112	119	130	138	116	123	135	144	122	130	142	151	128	136	148	158	132	141	153	163	
MBh	23.6	24.3	26.3	28.3	23.1	23.8	25.7	27.6	22.5	23.2	25.1	27.0	22.0	22.6	24.5	26.3	20.9	21.5	23.3	25.0	19.3	19.9	21.6	23.1	
S/T	0.87	0.78	0.59	0.38	0.90	0.80	0.61	0.39	0.92	0.83	0.62	0.40	0.95	0.85	0.64	0.41	0.99	0.88	0.67	0.43	1.00	0.89	0.67	0.43	
ΔT	21	19	16	11	21	20	16	11	21	20	16	11	21	20	16	11	21	19	16	11	20	18	15	10	
kW	1.59	1.62	1.67	1.72	1.70	1.73	1.79	1.84	1.80	1.83	1.89	1.95	1.88	1.92	1.98	2.04	1.96	2.00	2.06	2.12	2.02	2.06	2.13	2.19	
Amps	5.9	6.1	6.3	6.5	6.4	6.5	6.7	7.0	6.9	7.1	7.3	7.6	7.4	7.6	7.8	8.1	7.9	8.0	8.3	8.6	8.3	8.5	8.8	9.1	
Hi PR	215	232	245	255	241	260	274	286	275	296	312	326	313	337	355	371	352	379	400	417	389	418	442	461	
Lo PR	108	115	125	133	114	121	132	141	118	126	137	146	124	132	144	154	130	139	151	161	135	143	157	167	

IDB: Entering Indoor Dry Bulb Temperature  
 High and low pressures are measured at the liquid and suction service valves.  
 Shaded area reflects ACCA (TVA) conditions  
 Amps = outdoor unit amps (comp.+fan)  
 kW = Total system power

IDB	AIRFLOW	OUTDOOR AMBIENT TEMPERATURE												ENTERING INDOOR WET BULB TEMPERATURE											
		65°F				75°F				85°F				95°F				105°F				115°F			
		59	63	67	71	59	63	67	71	59	63	67	71	59	63	67	71	59	63	67	71	59	63	67	71
<b>700</b>	MBh	22.9	23.4	25.0	26.7	22.4	22.8	24.4	26.1	21.8	22.3	23.8	25.5	21.3	21.8	23.2	24.8	20.2	20.7	22.1	23.6	18.7	19.1	20.5	21.9
	S/T	0.86	0.81	0.66	0.49	0.90	0.84	0.68	0.51	0.92	0.86	0.70	0.52	0.95	0.89	0.72	0.54	0.98	0.92	0.75	0.56	0.99	0.93	0.76	0.57
	ΔT	26	25	22	17	26	25	22	18	26	25	22	18	27	25	22	18	26	25	22	17	24	23	20	16
	kW	1.56	1.59	1.63	1.68	1.67	1.70	1.75	1.80	1.76	1.80	1.85	1.91	1.85	1.88	1.94	2.00	1.92	1.96	2.02	2.08	1.98	2.02	2.08	2.15
	Amps	5.8	5.9	6.1	6.3	6.2	6.4	6.6	6.8	6.8	6.9	7.1	7.4	7.2	7.4	7.6	7.9	7.7	7.9	8.1	8.4	8.1	8.3	8.6	8.9
<b>750</b>	Hi PR	209	225	238	248	235	253	267	279	267	288	304	317	304	328	346	361	343	369	389	406	378	407	430	449
	Lo PR	105	112	122	130	111	118	129	137	115	123	134	143	121	129	141	150	127	135	147	157	131	140	152	162
	MBh	23.2	23.7	25.4	27.1	22.7	23.2	24.8	26.5	22.2	22.6	24.2	25.9	21.6	22.1	23.6	25.2	20.5	21.0	22.4	24.0	19.0	19.4	20.8	22.2
	S/T	0.90	0.84	0.68	0.51	0.93	0.87	0.71	0.53	0.95	0.89	0.73	0.54	0.98	0.92	0.75	0.56	1.00	0.96	0.78	0.58	1.00	0.96	0.78	0.59
	ΔT	26	24	21	17	26	25	22	17	26	25	22	17	26	25	22	17	25	25	21	17	23	23	20	16
<b>900</b>	kW	1.58	1.61	1.65	1.70	1.69	1.72	1.77	1.83	1.79	1.82	1.88	1.93	1.87	1.91	1.97	2.03	1.94	1.98	2.04	2.11	2.01	2.05	2.11	2.18
	Amps	5.9	6.0	6.2	6.4	6.3	6.5	6.7	6.9	6.9	7.0	7.3	7.5	7.3	7.5	7.7	8.0	7.8	8.0	8.2	8.5	8.2	8.4	8.7	9.0
	Hi PR	213	229	242	253	239	257	272	283	272	293	309	322	310	333	352	367	348	375	396	413	385	414	438	456
	Lo PR	107	114	124	132	113	120	131	140	117	125	136	145	123	131	143	152	129	137	150	160	133	142	155	165
	MBh	24.1	24.6	26.3	28.1	23.5	24.0	25.6	27.4	22.9	23.4	25.0	26.8	22.4	22.9	24.4	26.1	21.3	21.7	23.2	24.8	19.7	20.1	21.5	23.0

IDB	AIRFLOW	OUTDOOR AMBIENT TEMPERATURE												ENTERING INDOOR WET BULB TEMPERATURE											
		65°F				75°F				85°F				95°F				105°F				115°F			
		59	63	67	71	59	63	67	71	59	63	67	71	59	63	67	71	59	63	67	71	59	63	67	71
<b>700</b>	MBh	23.3	23.7	24.9	26.5	22.7	23.2	24.3	25.9	22.2	22.6	23.7	25.3	21.7	22.1	23.1	24.7	20.6	21.0	22.0	23.4	19.1	19.4	20.4	21.7
	S/T	0.91	0.87	0.79	0.64	0.94	0.91	0.82	0.66	0.96	0.93	0.84	0.68	0.99	0.96	0.87	0.70	1.00	0.99	0.90	0.73	1.00	1.00	0.91	0.73
	ΔT	28	27	26	22	28	28	26	23	28	28	26	23	28	28	26	23	27	27	26	22	25	26	24	21
	kW	1.57	1.60	1.65	1.69	1.68	1.71	1.76	1.82	1.78	1.81	1.87	1.92	1.86	1.90	1.96	2.02	1.93	1.97	2.03	2.10	2.00	2.04	2.10	2.17
	Amps	5.8	6.0	6.2	6.4	6.3	6.4	6.6	6.9	6.8	7.0	7.2	7.5	7.3	7.5	7.7	8.0	7.7	7.9	8.2	8.5	8.2	8.4	8.7	9.0
<b>750</b>	Hi PR	212	228	240	251	237	255	270	281	270	291	307	320	308	331	349	365	346	372	393	410	382	411	434	453
	Lo PR	106	113	123	131	112	119	130	139	116	124	135	144	122	130	142	151	128	136	149	158	133	141	154	164
	MBh	23.6	24.1	25.2	26.9	23.1	23.5	24.7	26.3	22.5	23.0	24.1	25.7	22.0	22.4	23.5	25.1	20.9	21.3	22.3	23.8	19.4	19.7	20.7	22.0
	S/T	0.94	0.91	0.82	0.66	0.97	0.94	0.85	0.69	1.00	0.96	0.87	0.71	1.00	0.99	0.90	0.73	1.00	1.00	0.93	0.76	1.00	1.00	0.94	0.76
	ΔT	27	27	25	22	28	27	26	22	28	27	26	22	27	27	26	22	26	26	25	22	24	24	24	21
<b>900</b>	kW	1.59	1.62	1.67	1.72	1.70	1.73	1.79	1.84	1.80	1.83	1.89	1.95	1.89	1.92	1.98	2.04	1.96	2.00	2.06	2.12	2.02	2.06	2.13	2.20
	Amps	5.9	6.1	6.3	6.5	6.4	6.5	6.7	7.0	6.9	7.1	7.3	7.6	7.4	7.6	7.8	8.1	7.9	8.0	8.3	8.6	8.3	8.5	8.8	9.1
	Hi PR	215	232	245	255	242	260	274	286	275	296	312	326	313	337	356	371	352	379	400	417	389	418	442	461
	Lo PR	108	115	125	133	114	121	132	141	118	126	137	146	124	132	144	154	130	139	151	161	135	143	157	167
	MBh	24.5	24.9	26.1	27.9	23.9	24.4	25.5	27.2	23.3	23.8	24.9	26.6	22.8	23.2	24.3	25.9	21.6	22.0	23.1	24.6	20.0	20.4	21.4	22.8

IDB: Entering Indoor Dry Bulb Temperature  
 High and low pressures are measured at the liquid and suction service valves.  
 Shaded area reflects AHRI conditions  
 Amps = outdoor unit amps (comp.+fan)  
 kW = Total system power

IDB		OUTDOOR AMBIENT TEMPERATURE												ENTERING INDOOR WET BULB TEMPERATURE												
		65°F				75°F				85°F				95°F				105°F				115°F				
		59	63	67	71	59	63	67	71	59	63	67	71	59	63	67	71	59	63	67	71	59	63	67	71	
<b>0</b>	MBh	21.8	22.6	24.7	-	21.3	22.0	24.2	-	20.8	21.5	23.6	-	20.3	21.0	23.0	-	19.2	19.9	21.9	-	17.8	18.5	20.2	-	
	S/T	0.68	0.57	0.39	-	0.70	0.59	0.41	-	0.72	0.60	0.42	-	0.74	0.62	0.43	-	0.77	0.64	0.45	-	0.78	0.65	0.45	-	
	ΔT	19.4	16.8	12.7	-	19.6	17.0	12.9	-	19.6	17.0	12.9	-	19.7	17.1	13.0	-	19.5	16.9	12.8	-	18.2	15.7	11.9	-	
	KW	1.24	1.27	1.31	-	1.34	1.37	1.42	-	1.43	1.46	1.52	-	1.51	1.55	1.60	-	1.58	1.62	1.67	-	1.64	1.68	1.73	-	
	Amps	5.2	5.3	5.5	-	5.6	5.8	5.9	-	6.1	6.2	6.4	-	6.5	6.6	6.9	-	6.9	7.1	7.3	-	7.3	7.5	7.7	-	
	Hi PR	200	216	228	-	225	242	255	-	256	275	291	-	291	313	331	-	328	353	372	-	362	389	411	-	
	Lo PR	104	111	121	-	110	117	128	-	114	121	133	-	120	128	139	-	126	134	146	-	130	138	151	-	
	<b>70</b>	MBh	22.5	23.3	25.5	-	21.9	22.7	24.9	-	21.4	22.2	24.3	-	20.9	21.6	23.7	-	19.8	20.6	22.5	-	18.4	19.1	20.9	-
		S/T	0.69	0.58	0.40	-	0.72	0.60	0.41	-	0.73	0.61	0.42	-	0.76	0.63	0.44	-	0.79	0.66	0.46	-	0.79	0.66	0.46	-
		ΔT	19.0	16.5	12.5	-	19.2	16.7	12.6	-	19.3	16.7	12.7	-	19.4	16.8	12.7	-	19.1	16.6	12.6	-	17.9	15.5	11.7	-
KW		1.26	1.29	1.33	-	1.36	1.39	1.44	-	1.45	1.49	1.54	-	1.53	1.57	1.62	-	1.60	1.64	1.70	-	1.66	1.70	1.76	-	
Amps		5.3	5.4	5.6	-	5.7	5.8	6.0	-	6.2	6.3	6.5	-	6.6	6.7	7.0	-	7.0	7.2	7.4	-	7.4	7.6	7.8	-	
Hi PR		204	219	232	-	229	246	260	-	260	280	296	-	296	319	337	-	333	359	379	-	368	396	418	-	
Lo PR		106	113	123	-	112	119	130	-	116	124	135	-	122	130	142	-	128	136	149	-	132	141	154	-	
<b>0</b>		MBh	23.2	24.1	26.4	-	22.7	23.5	25.8	-	22.2	23.0	25.2	-	21.6	22.4	24.5	-	20.5	21.3	23.3	-	19.0	19.7	21.6	-
		S/T	0.73	0.61	0.42	-	0.76	0.64	0.44	-	0.78	0.65	0.45	-	0.81	0.67	0.47	-	0.84	0.70	0.48	-	0.84	0.70	0.49	-
		ΔT	17.4	15.1	11.5	-	17.6	15.3	11.6	-	17.7	15.3	11.6	-	17.8	15.4	11.7	-	17.5	15.2	11.5	-	16.4	14.2	10.8	-
	KW	1.28	1.31	1.35	-	1.38	1.42	1.47	-	1.48	1.51	1.57	-	1.56	1.60	1.65	-	1.63	1.67	1.73	-	1.69	1.73	1.79	-	
	Amps	5.4	5.5	5.7	-	5.8	5.9	6.1	-	6.3	6.4	6.6	-	6.7	6.9	7.1	-	7.1	7.3	7.5	-	7.5	7.7	8.0	-	
	Hi PR	208	224	236	-	233	251	265	-	265	285	301	-	302	325	343	-	340	366	386	-	376	404	427	-	
	Lo PR	108	115	125	-	114	121	132	-	118	126	138	-	124	132	145	-	130	139	151	-	135	144	157	-	
	<b>0</b>	MBh	22.1	22.8	24.7	26.5	21.6	22.3	24.1	25.9	21.1	21.7	23.5	25.3	20.6	21.2	23.0	24.6	19.6	20.2	21.8	23.4	18.1	18.7	20.2	21.7
		S/T	0.77	0.69	0.52	0.33	0.80	0.71	0.54	0.35	0.82	0.73	0.55	0.36	0.84	0.75	0.57	0.37	0.88	0.78	0.59	0.38	0.88	0.79	0.60	0.38
		ΔT	22.4	20.6	16.9	11.7	22.6	20.9	17.1	11.8	22.7	20.9	17.1	11.8	22.8	21.0	17.2	11.9	22.5	20.7	17.0	11.7	21.0	19.4	15.9	11.0
KW		1.25	1.28	1.32	1.37	1.35	1.38	1.43	1.48	1.44	1.48	1.53	1.58	1.52	1.56	1.61	1.67	1.59	1.63	1.69	1.75	1.65	1.69	1.75	1.81	
Amps		5.3	5.4	5.6	5.8	5.7	5.8	6.0	6.2	6.1	6.3	6.5	6.7	6.6	6.7	6.9	7.2	7.0	7.1	7.4	7.6	7.4	7.5	7.8	8.1	
Hi PR		202	218	230	240	227	244	258	269	258	278	293	306	294	317	334	349	331	356	376	392	366	393	415	433	
Lo PR		105	112	122	130	111	118	129	137	115	123	134	143	121	129	141	150	127	135	147	157	131	140	153	162	
<b>75</b>		MBh	22.8	23.5	25.4	27.3	22.3	23.0	24.9	26.7	21.8	22.4	24.3	26.0	21.2	21.9	23.7	25.4	20.2	20.8	22.5	24.1	18.7	19.2	20.8	22.4
		S/T	0.79	0.70	0.53	0.34	0.81	0.73	0.55	0.35	0.83	0.75	0.56	0.36	0.86	0.77	0.58	0.38	0.89	0.80	0.61	0.39	0.90	0.81	0.61	0.39
		ΔT	22.0	20.2	16.6	11.4	22.2	20.5	16.8	11.6	22.3	20.5	16.8	11.6	22.4	20.7	16.9	11.7	22.1	20.4	16.7	11.5	20.7	19.0	15.6	10.8
	KW	1.27	1.30	1.34	1.39	1.37	1.40	1.45	1.50	1.47	1.50	1.55	1.61	1.55	1.58	1.64	1.70	1.62	1.66	1.71	1.77	1.68	1.72	1.78	1.84	
	Amps	5.3	5.5	5.6	5.8	5.8	5.9	6.1	6.3	6.2	6.4	6.6	6.8	6.7	6.8	7.0	7.3	7.1	7.2	7.5	7.7	7.5	7.7	7.9	8.2	
	Hi PR	206	222	234	244	231	249	263	274	263	283	299	311	299	322	340	355	337	362	383	399	372	400	423	441	
	Lo PR	107	114	124	132	113	120	131	140	117	125	136	145	123	131	143	152	129	137	150	160	134	142	155	165	
	<b>0</b>	MBh	23.6	24.3	26.3	28.3	23.1	23.8	25.7	27.6	22.5	23.2	25.1	27.0	22.0	22.6	24.5	26.3	20.9	21.5	23.3	25.0	19.3	19.9	21.6	23.1
		S/T	0.83	0.75	0.56	0.36	0.86	0.77	0.59	0.38	0.89	0.79	0.60	0.39	0.92	0.82	0.62	0.40	0.95	0.85	0.64	0.41	0.96	0.86	0.65	0.42
		ΔT	20.1	18.6	15.2	10.5	20.4	18.8	15.4	10.6	20.4	18.8	15.4	10.6	20.6	18.9	15.5	10.7	20.3	18.7	15.3	10.6	18.9	17.4	14.3	9.9
KW		1.29	1.32	1.36	1.41	1.40	1.43	1.48	1.53	1.49	1.53	1.58	1.64	1.58	1.61	1.67	1.73	1.65	1.68	1.74	1.81	1.71	1.75	1.81	1.87	
Amps		5.4	5.6	5.7	5.9	5.9	6.0	6.2	6.4	6.4	6.5	6.7	7.0	6.8	6.9	7.2	7.4	7.2	7.4	7.6	7.9	7.6	7.8	8.0	8.3	
Hi PR		210	226	239	249	236	254	268	279	268	288	305	318	305	328	347	362	343	370	390	407	379	408	431	450	
Lo PR		109	116	127	135	115	123	134	142	120	128	139	148	126	134	146	156	132	140	153	163	136	145	158	169	

IDB: Entering Indoor Dry Bulb Temperature  
 High and low pressures are measured at the liquid and suction service valves.  
 Shaded area reflects ACCA (TVA) conditions  
 MBh = NET TOTAL CAPACITY (1000 BTU/HR)  
 S/T = SENSIBLE TO TOTAL CAPACITY RATIO  
 HI PR = PRESSURE AT LIQUID SERVICE VALVE, PSIG  
 LO PR = PRESSURE AT VAPOR SERVICE VALVE, PSIG  
 Amps = Total system power  
 kW = Total system power





EXPANDED COOLING DATA — GSX16[0/S]301\*\*/CA\*F3743\*6D\*+TXV (CONT.)

IDB	AIRFLOW	OUTDOOR AMBIENT TEMPERATURE																							
		65°F				75°F				85°F				95°F				105°F				115°F			
		59	63	67	71	59	63	67	71	59	63	67	71	59	63	67	71	59	63	67	71	59	63	67	71
<b>80</b>	MBh	26.4	26.9	28.8	30.8	25.7	26.3	28.1	30.0	25.1	25.7	27.4	29.3	24.5	25.1	26.8	28.6	23.3	23.8	25.4	27.2	21.6	22.0	23.6	25.2
	S/T	0.88	0.82	0.67	0.50	0.91	0.85	0.69	0.52	0.93	0.87	0.71	0.53	0.96	0.90	0.73	0.55	1.00	0.93	0.76	0.57	1.00	0.94	0.77	0.57
	ΔT	24	23	20	16	25	24	20	16	25	24	20	16	25	24	21	16	24	23	20	16	23	22	19	15
	kW	1.90	1.93	1.99	2.04	2.03	2.07	2.13	2.19	2.14	2.19	2.25	2.32	2.25	2.29	2.36	2.43	2.33	2.38	2.45	2.53	2.41	2.46	2.53	2.61
	Amps	6.9	7.0	7.3	7.5	7.4	7.6	7.9	8.2	8.1	8.3	8.5	8.9	8.6	8.8	9.1	9.5	9.2	9.4	9.7	10.1	9.7	10.0	10.3	10.7
	Hi PR	218	234	248	258	244	263	278	290	278	299	316	330	317	341	360	375	356	383	405	422	394	424	447	467
	Lo PR	106	112	123	131	112	119	130	138	116	123	135	144	122	130	142	151	128	136	148	158	132	141	154	163
<b>1000</b>	MBh	28.6	29.2	31.2	33.3	27.9	28.5	30.5	32.6	27.2	27.8	29.7	31.8	26.6	27.1	29.0	31.0	25.2	25.8	27.6	29.5	23.4	23.9	25.5	27.3
	S/T	0.91	0.85	0.69	0.52	0.94	0.88	0.72	0.54	0.96	0.90	0.74	0.55	1.00	0.93	0.76	0.57	1.00	0.97	0.79	0.59	1.00	0.98	0.80	0.59
	ΔT	24	23	20	16	24	23	20	16	24	23	20	16	24	23	20	16	23	23	20	16	21	21	19	15
	kW	1.94	1.97	2.03	2.09	2.07	2.11	2.18	2.24	2.19	2.24	2.30	2.37	2.30	2.35	2.42	2.49	2.39	2.44	2.51	2.59	2.47	2.52	2.60	2.68
	Amps	7.1	7.2	7.5	7.8	7.6	7.8	8.1	8.4	8.3	8.5	8.8	9.1	8.9	9.1	9.4	9.7	9.4	9.7	10.0	10.4	10.0	10.2	10.6	11.0
	Hi PR	225	242	255	266	252	271	286	299	287	308	326	340	326	351	371	387	367	395	417	435	406	437	461	481
	Lo PR	109	116	127	135	115	123	134	142	120	127	139	148	126	134	146	155	132	140	153	163	136	145	158	169
<b>1125</b>	MBh	29.4	30.1	32.1	34.3	28.7	29.4	31.4	33.5	28.0	28.7	30.6	32.7	27.4	28.0	29.9	31.9	26.0	26.6	28.4	30.3	24.1	24.6	26.3	28.1
	S/T	0.95	0.89	0.73	0.54	1.00	0.93	0.75	0.56	1.00	0.95	0.77	0.58	1.00	1.00	0.80	0.60	1.00	1.00	0.83	0.62	1.00	1.00	0.83	0.62
	ΔT	23	22	19	15	23	22	19	15	23	22	19	15	22	23	19	16	21	22	19	15	20	20	18	14
	kW	1.95	1.99	2.05	2.11	2.09	2.13	2.19	2.26	2.21	2.25	2.32	2.39	2.32	2.36	2.44	2.51	2.41	2.46	2.53	2.61	2.48	2.54	2.62	2.70
	Amps	7.1	7.3	7.5	7.8	7.7	7.9	8.2	8.5	8.4	8.6	8.9	9.2	9.0	9.2	9.5	9.8	9.5	9.8	10.1	10.5	10.1	10.3	10.7	11.1
	Hi PR	227	244	258	269	255	274	289	302	290	312	329	343	330	355	375	391	371	399	422	440	410	441	466	486
	Lo PR	110	117	128	136	116	124	135	144	121	129	140	150	127	135	147	157	133	142	155	165	138	146	160	170

IDB	AIRFLOW	OUTDOOR AMBIENT TEMPERATURE																							
		65°F				75°F				85°F				95°F				105°F				115°F			
		59	63	67	71	59	63	67	71	59	63	67	71	59	63	67	71	59	63	67	71	59	63	67	71
<b>85</b>	MBh	26.8	27.3	28.6	30.5	26.2	26.7	28.0	29.8	25.6	26.1	27.3	29.1	24.9	25.4	26.6	28.4	23.7	24.2	25.3	27.0	22.0	22.4	23.4	25.0
	S/T	0.92	0.89	0.80	0.65	0.95	0.92	0.83	0.67	0.98	0.94	0.85	0.69	1.00	0.97	0.88	0.71	1.00	1.00	0.91	0.74	1.00	1.00	0.92	0.74
	ΔT	26	25	24	21	26	26	24	21	26	26	24	21	26	26	25	21	25	25	24	21	23	24	23	20
	kW	1.91	1.95	2.00	2.06	2.04	2.08	2.14	2.21	2.16	2.20	2.27	2.34	2.26	2.31	2.38	2.45	2.35	2.40	2.47	2.55	2.43	2.48	2.55	2.63
	Amps	6.9	7.1	7.3	7.6	7.5	7.7	7.9	8.2	8.1	8.3	8.6	8.9	8.7	8.9	9.2	9.6	9.3	9.5	9.8	10.2	9.8	10.1	10.4	10.8
	Hi PR	220	237	250	261	247	266	281	293	281	302	319	333	320	344	363	379	360	387	409	426	398	428	452	471
	Lo PR	107	114	124	132	113	120	131	140	117	125	136	145	123	131	143	152	129	137	150	160	133	142	155	165
<b>1000</b>	MBh	29.1	29.6	31.0	33.1	28.4	28.9	30.3	32.3	27.7	28.2	29.6	31.6	27.0	27.6	28.9	30.8	25.7	26.2	27.4	29.2	23.8	24.2	25.4	27.1
	S/T	0.95	0.92	0.83	0.67	0.99	0.95	0.86	0.70	1.00	0.98	0.88	0.71	1.00	1.00	0.91	0.74	1.00	1.00	0.94	0.77	1.00	1.00	0.95	0.77
	ΔT	25	25	24	20	26	25	24	21	25	25	24	21	25	25	24	21	24	24	24	21	22	22	22	19
	kW	1.95	1.99	2.05	2.11	2.09	2.13	2.19	2.26	2.21	2.25	2.32	2.39	2.32	2.36	2.44	2.51	2.41	2.46	2.53	2.61	2.48	2.54	2.62	2.70
	Amps	7.1	7.3	7.5	7.8	7.7	7.9	8.2	8.5	8.4	8.6	8.9	9.2	9.0	9.2	9.5	9.8	9.5	9.8	10.1	10.5	10.1	10.3	10.7	11.1
	Hi PR	227	244	258	269	255	274	289	302	290	312	329	343	330	355	375	391	371	399	422	440	410	441	466	486
	Lo PR	110	117	128	136	116	124	135	144	121	129	140	150	127	135	147	157	133	142	155	165	138	146	160	170
<b>1125</b>	MBh	29.9	30.5	31.9	34.1	29.2	29.8	31.2	33.3	28.5	29.1	30.5	32.5	27.8	28.4	29.7	31.7	26.4	27.0	28.2	30.1	24.5	25.0	26.2	27.9
	S/T	1.00	0.96	0.87	0.70	1.00	1.00	0.90	0.73	1.00	1.00	0.92	0.75	1.00	1.00	0.95	0.77	1.00	1.00	0.99	0.80	1.00	1.00	1.00	0.81
	ΔT	24	24	23	20	24	24	23	20	23	24	23	20	23	23	23	20	22	22	23	20	20	20	21	18
	kW	1.97	2.00	2.06	2.12	2.10	2.15	2.21	2.28	2.23	2.27	2.34	2.41	2.33	2.38	2.45	2.53	2.43	2.48	2.55	2.63	2.50	2.56	2.64	2.72
	Amps	7.2	7.4	7.6	7.9	7.8	8.0	8.2	8.5	8.5	8.7	8.9	9.3	9.0	9.3	9.6	9.9	9.6	9.9	10.2	10.6	10.2	10.4	10.8	11.2
	Hi PR	229	247	260	272	257	277	292	305	292	315	332	347	333	358	378	395	375	403	426	444	414	445	470	491
	Lo PR	111	118	129	138	117	125	136	145	122	130	142	151	128	136	149	159	134	143	156	166	139	148	161	172

IDB: Entering Indoor Dry Bulb Temperature  
 High and low pressures are measured at the liquid and suction service valves.  
 Shaded area reflects AHRI conditions  
 Amps = outdoor unit amps (comp.+fan)  
 kW = Total system power

IDB	AIRFLOW	OUTDOOR AMBIENT TEMPERATURE												ENTERING INDOOR WET BULB TEMPERATURE											
		65°F				75°F				85°F				95°F				105°F				115°F			
		59	63	67	71	59	63	67	71	59	63	67	71	59	63	67	71	59	63	67	71	59	63	67	71
70	MBh	29.1	29.5	30.4	---	28.8	29.2	30.1	---	28.1	28.5	29.4	---	26.8	27.2	28.0	---	25.2	25.6	26.5	---	23.7	24.1	25.0	---
	S/T	0.62	0.54	0.40	---	0.63	0.55	0.41	---	0.65	0.57	0.44	---	0.67	0.59	0.46	---	1.00	0.62	0.48	---	1.00	0.67	0.53	---
	ΔT	20	18	15	---	20	18	15	---	20	18	15	---	20	18	15	---	20	18	14	---	21	19	15	---
	kW	1.67	1.67	1.67	---	1.86	1.86	1.86	---	2.07	2.07	2.07	---	2.30	2.30	2.30	---	2.55	2.55	2.55	---	2.85	2.85	2.85	---
	Amps	6.0	6.0	6.0	---	6.9	6.8	6.8	---	7.8	7.8	7.8	---	8.9	8.8	8.8	---	10.0	10.0	10.0	---	11.4	11.4	11.4	---
	Hi PR	241	242	244	---	280	281	282	---	319	321	322	---	362	363	365	---	409	410	412	---	458	459	461	---
	Lo PR	123	125	128	---	130	132	135	---	137	139	142	---	143	144	147	---	148	150	153	---	155	156	159	---
	MBh	29.5	29.9	30.8	---	29.2	29.6	30.5	---	28.5	28.9	29.7	---	27.2	27.6	28.4	---	25.6	26.0	26.8	---	24.1	24.5	25.4	---
	S/T	0.68	0.60	0.47	---	0.69	0.61	0.47	---	0.71	0.64	0.50	---	1.00	0.66	0.52	---	1.00	0.68	0.54	---	1.00	0.73	0.59	---
	ΔT	19	17	13	---	19	17	13	---	19	17	14	---	19	17	13	---	18	17	13	---	20	18	14	---
kW	1.68	1.68	1.68	---	1.87	1.87	1.87	---	2.08	2.08	2.08	---	2.31	2.31	2.31	---	2.56	2.56	2.56	---	2.86	2.86	2.86	---	
Amps	6.0	6.0	6.0	---	6.9	6.9	6.9	---	7.9	7.9	7.8	---	8.9	8.9	8.9	---	10.1	10.1	10.0	---	11.4	11.4	11.4	---	
Hi PR	243	245	246	---	282	283	284	---	322	323	324	---	364	366	367	---	411	412	414	---	460	461	463	---	
Lo PR	125	126	129	---	132	134	137	---	139	140	144	---	144	146	149	---	150	151	154	---	157	158	161	---	
MBh	29.9	30.3	31.2	---	29.7	30.1	31.0	---	28.9	29.3	30.2	---	27.6	28.0	28.9	---	26.0	26.4	27.3	---	24.6	25.0	25.8	---	
S/T	0.72	0.64	0.50	---	0.72	0.65	0.51	---	0.75	0.67	0.53	---	1.00	0.69	0.55	---	1.00	0.71	0.57	---	1.00	0.77	0.63	---	
ΔT	18	16	13	---	18	16	12	---	18	16	13	---	18	16	12	---	17	16	12	---	19	17	13	---	
kW	1.69	1.69	1.69	---	1.88	1.88	1.88	---	2.09	2.09	2.09	---	2.32	2.32	2.31	---	2.57	2.57	2.57	---	2.87	2.87	2.87	---	
Amps	6.1	6.1	6.1	---	6.9	6.9	6.9	---	7.9	7.9	7.9	---	8.9	8.9	8.9	---	10.1	10.1	10.1	---	11.5	11.5	11.4	---	
Hi PR	245	247	248	---	284	285	286	---	323	325	326	---	366	368	369	---	413	414	416	---	462	463	465	---	
Lo PR	127	128	131	---	134	136	139	---	141	142	146	---	146	148	151	---	152	153	156	---	159	160	163	---	
75	MBh	29.1	29.5	30.4	31.7	28.9	29.3	30.1	31.5	28.1	28.5	29.4	30.7	26.8	27.2	28.1	29.4	25.2	25.6	26.5	27.8	23.7	24.1	25.0	26.3
	S/T	0.75	0.68	0.54	0.39	0.76	0.68	0.54	0.40	1.00	0.71	0.57	0.42	1.00	0.73	0.59	0.44	1.00	0.75	0.61	0.46	1.00	1.00	0.66	0.52
	ΔT	24	22	19	15	24	22	19	15	24	22	19	15	24	22	19	15	24	22	18	15	25	23	19	16
	kW	1.67	1.67	1.67	1.68	1.86	1.86	1.86	1.87	2.07	2.07	2.07	2.08	2.30	2.30	2.29	2.31	2.55	2.55	2.55	2.56	2.85	2.85	2.85	2.86
	Amps	6.0	6.0	6.0	6.0	6.8	6.8	6.8	6.9	7.8	7.8	7.8	7.9	8.9	8.8	8.8	8.9	10.0	10.0	10.0	10.1	11.4	11.4	11.4	11.4
	Hi PR	242	243	244	249	280	281	282	287	320	321	322	327	363	364	365	370	409	410	412	416	458	459	461	465
	Lo PR	123	125	128	133	131	132	135	140	137	139	142	147	143	144	147	153	148	150	153	158	155	156	160	165
	MBh	29.5	29.9	30.8	32.1	29.2	29.6	30.5	31.8	28.5	28.9	29.8	31.1	27.2	27.6	28.4	29.8	25.6	26.0	26.9	28.2	24.1	24.5	25.4	26.7
	S/T	0.81	0.74	0.60	0.45	0.82	0.74	0.60	0.46	1.00	0.77	0.63	0.48	1.00	0.79	0.65	0.50	1.00	0.81	0.67	0.53	1.00	1.00	0.73	0.58
	ΔT	23	21	18	14	23	21	17	14	23	21	18	14	23	21	17	14	22	21	17	14	24	22	18	15
kW	1.68	1.68	1.68	1.69	1.87	1.87	1.87	1.88	2.08	2.08	2.08	2.09	2.31	2.31	2.30	2.32	2.56	2.56	2.56	2.57	2.86	2.86	2.86	2.87	
Amps	6.0	6.0	6.0	6.1	6.9	6.9	6.9	6.9	7.9	7.8	7.8	7.9	8.9	8.9	8.9	8.9	10.1	10.1	10.0	10.1	11.4	11.4	11.4	11.5	
Hi PR	244	245	246	251	282	283	285	289	322	323	324	329	365	366	367	372	411	412	414	418	460	462	463	467	
Lo PR	125	126	129	135	132	134	137	142	139	140	144	149	144	146	149	154	150	151	155	160	157	158	161	167	
MBh	30.0	30.4	31.2	32.6	29.7	30.1	31.0	32.3	28.9	29.3	30.2	31.5	27.6	28.0	28.9	30.2	26.0	26.4	27.3	28.6	24.6	25.0	25.9	27.2	
S/T	0.85	0.77	0.63	0.49	1.00	0.78	0.64	0.49	1.00	0.80	0.66	0.52	1.00	0.82	0.68	0.54	1.00	0.85	0.71	0.56	1.00	1.00	0.76	0.61	
ΔT	22	20	17	13	22	20	17	13	22	20	17	13	22	20	17	13	22	20	16	13	23	21	17	14	
kW	1.69	1.69	1.69	1.70	1.88	1.88	1.87	1.89	2.09	2.09	2.08	2.10	2.32	2.32	2.31	2.33	2.57	2.57	2.57	2.58	2.87	2.87	2.86	2.88	
Amps	6.1	6.1	6.0	6.1	6.9	6.9	6.9	7.0	7.9	7.9	7.9	7.9	8.9	8.9	8.9	9.0	10.1	10.1	10.1	10.1	11.5	11.5	11.4	11.5	
Hi PR	246	247	248	253	284	285	287	291	324	325	326	331	367	368	369	374	413	414	416	420	462	464	465	469	
Lo PR	127	128	132	137	134	136	139	144	141	142	146	151	146	148	151	156	152	153	157	162	159	160	163	169	

IDB: Entering Indoor Dry Bulb Temperature  
 High and low pressures are measured at the liquid and suction service valves.  
 Shaded area reflects ACCA (TVA) conditions  
 Amps = outdoor unit amps (comp.+fan)  
 kW = Total system power





IDB		OUTDOOR AMBIENT TEMPERATURE												ENTERING INDOOR WET BULB TEMPERATURE													
		65°F				75°F				85°F				95°F				105°F				115°F					
		59	63	67	71	59	63	67	71	59	63	67	71	59	63	67	71	59	63	67	71	59	63	67	71		
<b>70</b>	1050	MBh	30.6	31.7	34.7	-	29.8	30.9	33.9	-	29.1	30.2	33.1	-	28.4	29.5	32.3	-	27.0	28.0	30.7	-	25.0	25.9	28.4	-	
		S/T	0.71	0.59	0.41	-	0.74	0.62	0.43	-	0.76	0.63	0.44	-	0.78	0.65	0.45	-	0.81	0.68	0.47	-	0.82	0.68	0.47	-	
		ΔT	19	16	13	-	19	17	13	-	19	17	13	-	19	17	13	-	19	17	13	-	18	15	12	-	
	1200	KW	2.23	2.27	2.34	-	2.39	2.44	2.51	-	2.53	2.58	2.66	-	2.65	2.70	2.79	-	2.75	2.81	2.90	-	2.84	2.90	2.99	-	
		Amps	8.1	8.3	8.5	-	8.7	8.9	9.2	-	9.5	9.7	10.0	-	10.1	10.4	10.7	-	10.8	11.1	11.4	-	11.5	11.7	12.1	-	
		Hi PR	219	236	249	-	246	265	280	-	280	301	318	-	319	343	362	-	359	386	407	-	396	426	450	-	
	1350	Lo PR	103	109	120	-	109	116	126	-	113	120	131	-	119	126	138	-	124	132	144	-	129	137	149	-	
		MBh	33.1	34.3	37.6	-	32.3	33.5	36.7	-	31.6	32.7	35.8	-	30.8	31.9	35.0	-	29.3	30.3	33.2	-	27.1	28.1	30.8	-	
		S/T	0.74	0.62	0.43	-	0.76	0.64	0.44	-	0.78	0.65	0.45	-	0.81	0.68	0.47	-	0.84	0.70	0.49	-	0.85	0.71	0.49	-	
	<b>75</b>	1050	ΔT	19	16	12	-	19	16	12	-	19	16	12	-	19	17	13	-	19	16	12	-	18	15	12	-
			KW	2.30	2.34	2.41	-	2.46	2.51	2.59	-	2.61	2.66	2.74	-	2.73	2.79	2.88	-	2.84	2.90	2.99	-	2.94	3.00	3.09	-
			Amps	8.4	8.6	8.9	-	9.1	9.3	9.6	-	9.9	10.1	10.4	-	10.5	10.8	11.2	-	11.2	11.5	11.9	-	11.9	12.2	12.6	-
1200		Hi PR	228	246	259	-	256	276	291	-	291	314	331	-	332	357	377	-	373	402	424	-	413	444	469	-	
		Lo PR	107	114	124	-	113	120	131	-	118	125	137	-	124	131	144	-	130	138	150	-	134	143	156	-	
		MBh	34.1	35.3	38.7	-	33.3	34.5	37.8	-	32.5	33.7	36.9	-	31.7	32.9	36.0	-	30.1	31.2	34.2	-	27.9	28.9	31.7	-	
1350		S/T	0.77	0.65	0.45	-	0.80	0.67	0.46	-	0.82	0.69	0.48	-	0.85	0.71	0.49	-	0.88	0.74	0.51	-	0.89	0.74	0.51	-	
		ΔT	18	16	12	-	18	16	12	-	18	16	12	-	18	16	12	-	18	16	12	-	17	15	11	-	
		KW	2.30	2.34	2.41	-	2.46	2.51	2.59	-	2.61	2.66	2.74	-	2.73	2.79	2.88	-	2.84	2.90	2.99	-	2.94	3.00	3.09	-	
<b>75</b>		1050	Amps	8.4	8.6	8.9	-	9.1	9.3	9.6	-	9.9	10.1	10.4	-	10.5	10.8	11.2	-	11.2	11.5	11.9	-	11.9	12.2	12.6	-
			Hi PR	228	246	259	-	256	276	291	-	291	314	331	-	332	357	377	-	373	402	424	-	413	444	469	-
			Lo PR	104	111	121	129	-	110	117	128	136	-	114	121	133	141	-	120	128	139	148	-	126	134	146	155
	1200	MBh	33.7	34.7	37.5	40.3	-	32.9	33.9	36.6	39.3	-	32.1	33.1	35.8	38.4	-	31.3	32.2	34.9	37.5	-	29.8	30.6	33.2	35.6	-
		S/T	0.84	0.75	0.57	0.37	-	0.87	0.78	0.59	0.38	-	0.89	0.80	0.60	0.39	-	0.92	0.82	0.62	0.40	-	0.95	0.85	0.65	0.42	-
		ΔT	22	20	16	11	-	22	20	17	11	-	22	20	17	11	-	22	20	17	11	-	22	20	16	11	-
	1350	KW	2.30	2.34	2.41	2.48	-	2.46	2.51	2.59	2.67	-	2.61	2.66	2.74	2.83	-	2.73	2.79	2.88	2.97	-	2.84	2.90	2.99	3.09	-
		Amps	8.4	8.6	8.9	9.2	-	9.1	9.3	9.6	10.0	-	9.9	10.1	10.4	10.8	-	10.5	10.8	11.2	11.6	-	11.2	11.5	11.9	12.3	-
		Hi PR	228	246	260	271	-	256	276	291	304	-	291	314	331	345	-	332	357	377	393	-	373	402	424	443	-
	1350	Lo PR	107	114	124	133	-	113	120	131	140	-	118	125	137	146	-	124	131	144	153	-	130	138	150	160	-
		MBh	34.7	35.7	38.6	41.5	-	33.9	34.9	37.7	40.5	-	33.1	34.0	36.9	39.6	-	32.3	33.2	36.0	38.6	-	30.6	31.6	34.2	36.7	-
		S/T	0.88	0.79	0.60	0.38	-	0.91	0.81	0.62	0.40	-	0.93	0.84	0.63	0.41	-	0.96	0.86	0.65	0.42	-	1.00	0.90	0.68	0.44	-
1350	ΔT	21	19	16	11	-	21	19	16	11	-	21	19	16	11	-	21	19	16	11	-	21	19	16	11	-	
	KW	2.32	2.36	2.43	2.50	-	2.48	2.53	2.61	2.69	-	2.63	2.68	2.76	2.85	-	2.76	2.81	2.90	2.99	-	2.86	2.93	3.02	3.11	-	
	Amps	8.5	8.7	8.9	9.3	-	9.1	9.4	9.7	10.0	-	9.9	10.2	10.5	10.9	-	10.6	10.9	11.3	11.7	-	11.3	11.6	12.0	12.5	-	
1350	Hi PR	231	248	262	273	-	259	279	294	307	-	294	317	334	349	-	335	361	381	397	-	377	406	429	447	-	
	Lo PR	108	115	126	134	-	114	122	133	141	-	119	126	138	147	-	125	133	145	154	-	131	139	152	162	-	
	MBh	34.7	35.7	38.6	41.5	-	33.9	34.9	37.7	40.5	-	33.1	34.0	36.9	39.6	-	32.3	33.2	36.0	38.6	-	30.6	31.6	34.2	36.7	-	

IDB: Entering Indoor Dry Bulb Temperature  
 High and low pressures are measured at the liquid and suction service valves.  
 Shaded area reflects ACCA (TVA) conditions  
 Amps = outdoor unit amps (comp.+fan)  
 kW = Total system power

IDB	AIRFLOW	OUTDOOR AMBIENT TEMPERATURE																								
		65°F				75°F				85°F				95°F				105°F				115°F				
		59	63	67	71	59	63	67	71	59	63	67	71	59	63	67	71	59	63	67	71	59	63	67	71	
80	1050	MBh	31.6	32.3	34.5	36.9	30.9	31.6	33.7	36.1	30.2	30.8	32.9	35.2	29.4	30.1	32.1	34.3	28.0	28.6	30.5	32.6	25.9	26.5	28.3	30.2
		S/T	0.89	0.83	0.68	0.51	0.92	0.86	0.70	0.52	0.94	0.88	0.72	0.54	0.97	0.91	0.74	0.55	1.01	0.95	0.77	0.58	1.02	0.95	0.78	0.58
		ΔT	25	24	20	16	25	24	21	17	25	24	21	17	25	24	21	17	25	24	21	16	23	22	19	15
		kW	2.26	2.31	2.38	2.45	2.42	2.47	2.55	2.62	2.57	2.62	2.70	2.78	2.69	2.75	2.83	2.92	2.80	2.86	2.94	3.04	2.89	2.95	3.04	3.14
		Amps	8.2	8.4	8.7	9.0	8.9	9.1	9.4	9.8	9.7	9.9	10.2	10.6	10.3	10.6	11.0	11.4	11.0	11.3	11.7	12.1	11.7	12.0	12.4	12.8
	1200	Hi PR	224	241	254	265	251	270	285	298	286	307	324	338	325	350	370	385	366	394	416	434	404	435	459	479
		Lo PR	105	112	122	130	111	118	129	137	115	123	134	143	121	129	141	150	127	135	147	157	131	140	152	162
		MBh	34.3	35.0	37.4	40.0	33.5	34.2	36.5	39.1	32.7	33.4	35.7	38.1	31.9	32.6	34.8	37.2	30.3	30.9	33.1	35.3	28.1	28.7	30.6	32.7
		S/T	0.92	0.86	0.70	0.52	0.95	0.89	0.73	0.54	0.98	0.92	0.75	0.56	1.00	0.95	0.77	0.58	1.00	0.98	0.80	0.60	1.00	0.99	0.81	0.60
		ΔT	24	23	20	16	24	23	20	16	24	23	20	16	24	24	21	16	23	23	20	16	21	22	19	15
1350	kW	2.32	2.36	2.43	2.50	2.48	2.53	2.61	2.69	2.63	2.68	2.76	2.85	2.76	2.81	2.90	2.99	2.87	2.93	3.02	3.11	2.96	3.02	3.12	3.22	
	Amps	8.5	8.7	8.9	9.3	9.1	9.4	9.7	10.0	9.9	10.2	10.5	10.9	10.6	10.9	11.3	11.7	11.3	11.6	12.0	12.5	12.0	12.3	12.7	13.2	
	Hi PR	231	248	262	273	259	279	294	307	294	317	335	349	335	361	381	397	377	406	429	447	417	448	474	494	
	Lo PR	108	115	126	134	114	122	133	141	119	126	138	147	125	133	145	154	131	139	152	162	135	144	157	167	
	MBh	35.3	36.1	38.5	41.2	34.5	35.2	37.6	40.2	33.7	34.4	36.7	39.3	32.8	33.5	35.8	38.3	31.2	31.9	34.1	36.4	28.9	29.5	31.5	33.7	

IDB	AIRFLOW	OUTDOOR AMBIENT TEMPERATURE																								
		65°F				75°F				85°F				95°F				105°F				115°F				
		59	63	67	71	59	63	67	71	59	63	67	71	59	63	67	71	59	63	67	71	59	63	67	71	
85	1050	MBh	32.2	32.8	34.4	36.7	31.4	32.0	33.6	35.8	30.7	31.3	32.8	34.9	29.9	30.5	32.0	34.1	28.4	29.0	30.4	32.4	26.3	26.9	28.1	30.0
		S/T	0.93	0.90	0.81	0.66	0.96	0.93	0.84	0.68	0.99	0.95	0.86	0.70	1.00	0.98	0.89	0.72	1.00	1.00	0.92	0.75	1.00	1.00	0.93	0.75
		ΔT	26	26	24	21	27	26	25	21	27	26	25	21	26	26	25	22	25	25	25	21	23	24	23	20
		kW	2.28	2.33	2.39	2.46	2.44	2.49	2.57	2.64	2.59	2.64	2.72	2.80	2.71	2.77	2.85	2.94	2.82	2.88	2.97	3.06	2.91	2.97	3.07	3.16
		Amps	8.3	8.5	8.8	9.1	9.0	9.2	9.5	9.9	9.8	10.0	10.3	10.7	10.4	10.7	11.1	11.5	11.1	11.4	11.8	12.2	11.8	12.1	12.5	13.0
	1200	Hi PR	226	243	257	268	254	273	288	301	288	310	328	342	328	353	373	389	370	398	420	438	408	439	464	484
		Lo PR	106	113	123	131	112	119	130	139	116	124	135	144	122	130	142	151	128	136	149	159	133	141	154	164
		MBh	34.9	35.5	37.2	39.7	34.1	34.7	36.4	38.8	33.2	33.9	35.5	37.9	32.4	33.1	34.6	36.9	30.8	31.4	32.9	35.1	28.5	29.1	30.5	32.5
		S/T	0.96	0.93	0.84	0.68	1.00	0.96	0.87	0.71	1.00	0.99	0.89	0.72	1.00	1.00	0.92	0.75	1.00	1.00	0.96	0.78	1.00	1.00	0.96	0.78
		ΔT	26	25	24	21	26	26	24	21	25	26	24	21	25	25	24	21	24	24	24	21	22	22	22	19
1350	kW	2.33	2.38	2.45	2.52	2.50	2.55	2.63	2.71	2.65	2.70	2.78	2.87	2.78	2.84	2.92	3.02	2.89	2.95	3.04	3.14	2.98	3.05	3.14	3.24	
	Amps	8.5	8.7	9.0	9.4	9.2	9.5	9.8	10.1	10.0	10.3	10.6	11.0	10.7	11.0	11.4	11.8	11.4	11.7	12.1	12.6	12.1	12.4	12.8	13.3	
	Hi PR	233	251	265	276	261	281	297	310	297	320	338	352	339	364	385	401	381	410	433	452	421	453	478	499	
	Lo PR	109	116	127	135	117	124	135	144	120	128	139	148	126	134	146	156	132	141	153	163	137	145	159	169	
	MBh	35.9	36.6	38.3	40.9	35.1	35.8	37.4	40.0	34.2	34.9	36.6	39.0	33.4	34.1	35.7	38.0	31.7	32.4	33.9	36.1	29.4	30.0	31.4	33.5	

IDB: Entering Indoor Dry Bulb Temperature  
 High and low pressures are measured at the liquid and suction service valves.  
 Shaded area reflects AHRI conditions  
 Amps = outdoor unit amps (comp.+fan)  
 kW = Total system power

IDB	AIRFLOW	OUTDOOR AMBIENT TEMPERATURE												105°F												115°F											
		65°F						75°F						85°F						95°F						105°F						115°F					
		59	63	67	71	59	63	67	71	59	63	67	71	59	63	67	71	59	63	67	71	59	63	67	71	59	63	67	71	59	63	67	71				
70	MBh	36.6	37.1	38.2	---	36.3	36.8	37.9	---	35.3	35.9	37.0	---	33.7	34.2	35.3	---	31.7	32.2	33.3	---	29.8	30.4	31.5	---												
	S/T	0.60	0.53	0.39	---	0.61	0.53	0.40	---	0.63	0.56	0.42	---	0.65	0.58	0.44	---	0.67	0.60	0.46	---	1.00	0.65	0.51	---												
	ΔT	21	19	15	---	21	19	15	---	21	19	16	---	21	19	15	---	21	19	15	---	22	20	16	---												
	kW	2.10	2.10	2.10	---	2.34	2.34	2.34	---	2.61	2.61	2.60	---	2.90	2.89	2.89	---	3.22	3.21	3.21	---	3.59	3.59	3.59	---												
	Amps	7.6	7.6	7.6	---	8.7	8.7	8.7	---	9.9	9.9	9.9	---	11.2	11.2	11.2	---	12.7	12.7	12.7	---	14.4	14.4	14.4	---												
	Hi PR	245	246	248	---	283	285	286	---	324	325	327	---	367	369	370	---	414	416	417	---	465	466	467	---												
	Lo PR	118	120	123	---	126	127	130	---	132	133	136	---	137	139	142	---	143	144	147	---	149	151	154	---												
70	MBh	37.1	37.6	38.7	---	36.8	37.3	38.4	---	35.8	36.3	37.4	---	34.2	34.7	35.8	---	32.2	32.7	33.8	---	30.3	30.8	31.9	---												
	S/T	0.66	0.59	0.45	---	0.67	0.59	0.46	---	0.69	0.62	0.48	---	0.71	0.64	0.50	---	1.00	0.66	0.52	---	1.00	0.71	0.57	---												
	ΔT	20	18	14	---	20	18	14	---	20	18	14	---	20	18	14	---	19	17	14	---	21	19	15	---												
	kW	2.12	2.11	2.11	---	2.35	2.35	2.35	---	2.62	2.62	2.61	---	2.91	2.91	2.90	---	3.23	3.23	3.22	---	3.61	3.60	3.60	---												
	Amps	7.7	7.7	7.7	---	8.8	8.8	8.7	---	10.0	10.0	10.0	---	11.3	11.3	11.3	---	12.8	12.8	12.7	---	14.5	14.5	14.5	---												
	Hi PR	247	248	250	---	286	287	288	---	326	327	329	---	370	371	372	---	417	418	419	---	467	468	469	---												
	Lo PR	120	122	125	---	127	129	132	---	134	135	138	---	139	140	143	---	144	146	149	---	151	152	155	---												
70	MBh	37.7	38.2	39.3	---	37.4	37.9	39.0	---	36.4	36.9	38.0	---	34.8	35.3	36.4	---	32.7	33.3	34.4	---	30.9	31.4	32.5	---												
	S/T	0.70	0.62	0.48	---	0.70	0.63	0.49	---	0.73	0.65	0.52	---	0.75	0.67	0.54	---	1.00	0.69	0.56	---	1.00	0.74	0.61	---												
	ΔT	19	17	13	---	19	17	13	---	19	17	13	---	19	17	13	---	18	16	13	---	20	18	14	---												
	kW	2.13	2.12	2.12	---	2.36	2.36	2.36	---	2.63	2.63	2.62	---	2.92	2.92	2.91	---	3.24	3.24	3.23	---	3.62	3.61	3.61	---												
	Amps	7.7	7.7	7.7	---	8.8	8.8	8.8	---	10.0	10.0	10.0	---	11.4	11.3	11.3	---	12.8	12.8	12.8	---	14.5	14.5	14.5	---												
	Hi PR	249	250	252	---	288	289	290	---	328	329	331	---	372	373	374	---	419	420	421	---	469	470	472	---												
	Lo PR	122	124	127	---	129	131	134	---	136	137	140	---	141	142	145	---	146	148	151	---	153	154	157	---												

75	MBh	36.6	37.2	38.3	39.9	36.3	36.8	37.9	39.6	35.4	35.9	37.0	38.6	33.7	34.2	35.3	37.0	31.7	32.2	33.3	35.0	29.9	30.4	31.5	33.2
	S/T	0.73	0.65	0.52	0.38	0.74	0.66	0.53	0.38	0.76	0.69	0.55	0.41	1.00	0.70	0.57	0.43	1.00	0.73	0.59	0.45	1.00	0.78	0.64	0.50
	ΔT	25	23	20	16	25	23	20	16	25	23	20	16	25	23	20	16	25	23	19	16	26	24	20	17
	kW	2.10	2.10	2.10	2.11	2.34	2.34	2.33	2.35	2.61	2.60	2.60	2.62	2.89	2.89	2.89	2.91	3.22	3.21	3.21	3.23	3.59	3.59	3.59	3.60
	Amps	7.6	7.6	7.6	7.7	8.7	8.7	8.7	8.8	9.9	9.9	9.9	10.0	11.2	11.2	11.2	11.3	12.7	12.7	12.7	12.8	14.4	14.4	14.4	14.5
	Hi PR	245	246	248	252	284	285	286	291	324	325	327	331	368	369	370	375	415	416	417	422	465	466	468	472
	Lo PR	118	120	123	128	126	127	130	135	132	133	136	141	137	139	142	147	143	144	147	152	149	151	154	159
75	MBh	37.1	37.6	38.7	40.4	36.8	37.3	38.4	40.1	35.8	36.4	37.5	39.1	34.2	<b>34.7</b>	35.8	37.5	32.2	32.7	33.8	35.5	30.4	30.9	32.0	33.6
	S/T	0.79	0.71	0.58	0.44	0.80	0.72	0.59	0.44	1.00	0.75	0.61	0.47	1.00	<b>0.76</b>	0.63	0.49	1.00	0.79	0.65	0.51	1.00	0.84	0.70	0.56
	ΔT	24	22	18	15	24	22	18	15	24	22	19	15	24	<b>22</b>	18	15	24	22	18	14	25	23	19	16
	kW	2.11	2.11	2.11	2.13	2.35	2.35	2.35	2.36	2.62	2.62	2.61	2.63	2.91	<b>2.90</b>	2.90	2.92	3.23	3.23	3.22	3.24	3.60	3.60	3.60	3.62
	Amps	7.7	7.7	7.6	7.7	8.8	8.8	8.7	8.8	10.0	10.0	10.0	10.0	11.3	<b>11.3</b>	11.3	11.4	12.8	12.8	12.7	12.8	14.5	14.5	14.5	14.5
	Hi PR	247	248	250	254	286	287	289	293	326	327	329	333	370	<b>371</b>	373	377	417	418	420	424	467	468	470	474
	Lo PR	120	122	125	130	127	129	132	137	134	135	138	143	139	<b>140</b>	144	149	144	146	149	154	151	152	155	160
75	MBh	37.7	38.2	39.3	41.0	37.4	37.9	39.0	40.7	36.4	36.9	38.0	39.7	34.8	35.3	36.4	38.1	32.8	33.3	34.4	36.0	30.9	31.4	32.5	34.2
	S/T	0.82	0.75	0.61	0.47	0.83	0.75	0.62	0.48	1.00	0.78	0.64	0.50	1.00	0.80	0.66	0.52	1.00	0.82	0.69	0.54	1.00	0.87	0.74	0.59
	ΔT	23	21	17	14	23	21	17	14	23	21	18	14	23	21	17	14	23	21	17	13	24	22	18	15
	kW	2.12	2.12	2.12	2.14	2.36	2.36	2.36	2.38	2.63	2.63	2.62	2.64	2.92	2.91	2.91	2.93	3.24	3.24	3.23	3.25	3.61	3.61	3.61	3.63
	Amps	7.7	7.7	7.7	7.8	8.8	8.8	8.8	8.9	10.0	10.0	10.0	10.1	11.3	11.3	11.3	11.4	12.8	12.8	12.8	12.9	14.5	14.5	14.5	14.6
	Hi PR	249	250	252	256	288	289	291	295	328	329	331	335	372	373	375	379	419	420	422	426	469	470	472	476
	Lo PR	122	124	127	132	129	131	134	139	136	137	140	145	141	142	145	150	146	148	151	156	153	154	157	162

IDB: Entering Indoor Dry Bulb Temperature  
 High and low pressures are measured at the liquid and suction service valves.  
 Shaded area reflects ACCA (TVA) conditions  
 Amps = outdoor unit amps (comp.+fan)  
 kW = Total system power

IDB	AIRFLOW	OUTDOOR AMBIENT TEMPERATURE																																			
		65°F						75°F						85°F						95°F						105°F						115°F					
		59	63	67	71	75	79	59	63	67	71	75	79	59	63	67	71	75	79	59	63	67	71	75	79	59	63	67	71	75	79	59	63	67	71	75	79
80	MBh	36.8	37.4	38.4	40.1	36.5	37.0	38.1	39.8	35.6	36.1	37.2	38.8	33.9	34.4	35.5	37.2	31.9	32.4	33.5	35.2	30.1	30.6	31.7	33.3												
	S/T	0.85	0.78	0.64	0.50	1.00	0.79	0.65	0.51	1.00	0.81	0.68	0.53	1.00	0.83	0.69	0.55	1.00	0.85	0.72	0.57	1.00	1.00	0.77	0.63												
	ΔT	29	27	24	20	29	27	24	20	30	28	24	20	29	27	24	20	29	27	24	20	30	28	25	21												
	kW	2.10	2.10	2.10	2.12	2.34	2.34	2.34	2.35	2.61	2.61	2.60	2.62	2.90	2.89	2.89	2.91	3.22	3.21	3.21	3.23	3.59	3.59	3.59	3.61												
	Amps	7.6	7.6	7.6	7.7	8.7	8.7	8.7	8.8	9.9	9.9	9.9	10.0	11.2	11.2	11.2	11.3	12.7	12.7	12.7	12.8	14.4	14.4	14.4	14.5												
	Hi PR	245	247	248	253	284	285	287	291	325	326	327	332	368	369	371	375	415	416	418	422	465	466	468	472												
Lo PR	119	120	123	128	126	128	131	136	132	134	137	142	138	139	142	147	143	145	148	153	150	151	154	159													
1050	MBh	37.3	37.8	38.9	40.6	37.0	37.5	38.6	40.3	36.0	36.6	37.6	39.3	34.4	34.9	36.0	37.7	32.4	32.9	34.0	35.7	30.5	31.1	32.2	33.8												
	S/T	0.91	0.84	0.70	0.56	1.00	0.84	0.71	0.57	1.00	0.87	0.73	0.59	1.00	0.89	0.75	0.61	1.00	1.00	0.78	0.63	1.00	1.00	0.83	0.69												
	ΔT	28	26	23	19	28	26	23	19	28	27	23	19	28	26	23	19	28	26	22	19	29	27	24	20												
	kW	2.12	2.11	2.11	2.13	2.35	2.35	2.35	2.37	2.62	2.62	2.61	2.63	2.91	2.91	2.91	2.92	3.23	3.23	3.22	3.24	3.61	3.60	3.60	3.62												
	Amps	7.7	7.7	7.7	7.7	8.8	8.8	8.7	8.8	10.0	10.0	10.0	10.0	11.3	11.3	11.3	11.4	12.8	12.8	12.7	12.8	14.5	14.5	14.5	14.6												
	Hi PR	248	249	250	255	286	287	289	293	327	328	329	334	370	371	373	377	417	418	420	424	467	468	470	474												
Lo PR	121	122	125	130	128	129	132	137	134	136	139	144	140	141	144	149	145	146	149	154	151	153	156	161													
1200	MBh	37.9	38.4	39.5	41.2	37.6	38.1	39.2	40.9	36.6	37.1	38.2	39.9	35.0	35.5	36.6	38.2	33.0	33.5	34.6	36.2	31.1	31.6	32.7	34.4												
	S/T	1.00	0.87	0.74	0.60	1.00	0.88	0.74	0.60	1.00	0.90	0.77	0.63	1.00	0.92	0.79	0.65	1.00	1.00	0.81	0.67	1.00	1.00	0.86	0.72												
	ΔT	27	25	22	18	27	25	22	18	27	26	22	18	27	25	22	18	27	25	21	18	28	26	23	19												
	kW	2.13	2.12	2.12	2.14	2.36	2.36	2.36	2.38	2.63	2.63	2.62	2.64	2.92	2.92	2.91	2.93	3.24	3.24	3.23	3.25	3.62	3.61	3.61	3.63												
	Amps	7.7	7.7	7.7	7.8	8.8	8.8	8.8	8.9	10.0	10.0	10.0	10.1	11.3	11.3	11.3	11.4	12.8	12.8	12.8	12.9	14.5	14.5	14.5	14.6												
	Hi PR	250	251	252	257	288	289	291	295	329	330	331	336	372	373	375	379	419	420	422	426	469	470	472	476												
Lo PR	123	124	127	132	130	131	134	139	136	138	141	146	141	143	146	151	147	148	151	156	153	155	158	163													

IDB	AIRFLOW	OUTDOOR AMBIENT TEMPERATURE																																			
		65°F						75°F						85°F						95°F						105°F						115°F					
		59	63	67	71	75	79	59	63	67	71	75	79	59	63	67	71	75	79	59	63	67	71	75	79	59	63	67	71	75	79	59	63	67	71	75	79
85	MBh	37.5	38.0	39.1	40.7	37.1	37.6	38.7	40.4	36.2	36.7	37.8	39.5	34.5	35.0	36.1	37.8	32.5	33.0	34.1	35.8	30.7	31.2	32.3	34.0												
	S/T	1.00	0.88	0.74	0.60	1.00	0.89	0.75	0.61	1.00	1.00	0.78	0.63	1.00	1.00	0.80	0.65	1.00	1.00	0.82	0.68	1.00	1.00	0.87	0.73												
	ΔT	33	31	28	24	33	31	28	24	33	32	28	24	33	31	28	24	33	31	27	24	34	32	29	25												
	kW	2.11	2.11	2.10	2.12	2.35	2.34	2.34	2.36	2.61	2.61	2.61	2.62	2.90	2.90	2.89	2.91	3.22	3.22	3.22	3.23	3.60	3.60	3.59	3.61												
	Amps	7.6	7.6	7.6	7.7	8.7	8.7	8.7	8.8	9.9	9.9	9.9	10.0	11.3	11.3	11.2	11.3	12.7	12.7	12.7	12.8	14.5	14.5	14.4	14.5												
	Hi PR	247	248	249	254	285	286	288	292	326	327	329	333	369	370	372	376	416	417	419	423	466	468	469	473												
Lo PR	121	122	125	130	128	129	132	137	134	136	139	144	140	141	144	149	145	146	149	154	151	153	156	161													
1200	MBh	37.9	38.5	39.5	41.2	37.6	38.1	39.2	40.9	36.7	37.2	38.3	39.9	35.0	35.5	36.6	38.3	33.0	33.5	34.6	36.3	31.2	31.7	32.8	34.4												
	S/T	1.00	0.94	0.80	0.66	1.00	0.95	0.81	0.67	1.00	1.00	0.84	0.69	1.00	1.00	0.85	0.71	1.00	1.00	0.88	0.73	1.00	1.00	0.93	0.79												
	ΔT	32	30	27	23	32	30	26	23	32	30	27	23	32	30	26	23	32	30	26	22	33	31	27	24												
	kW	2.12	2.12	2.11	2.13	2.36	2.36	2.35	2.37	2.62	2.62	2.62	2.64	2.91	2.91	2.91	2.92	3.23	3.23	3.23	3.25	3.61	3.61	3.60	3.62												
	Amps	7.7	7.7	7.7	7.8	8.8	8.8	8.8	8.8	10.0	10.0	10.0	10.1	11.3	11.3	11.3	11.4	12.8	12.8	12.8	12.8	14.5	14.5	14.5	14.6												
	Hi PR	249	250	251	256	287	288	290	294	328	329	331	335	371	372	374	378	418	419	421	425	469	470	471	476												
Lo PR	122	124	127	132	130	131	134	139	136	137	140	146	141	143	146	151	147	148	151	156	153	155	158	163													
1350	MBh	38.5	39.0	40.1	41.8	38.2	38.7	39.8	41.5	37.2	37.7	38.8	40.5	35.6	36.1	37.2	38.9	33.6	34.1	35.2	36.9	31.7	32.3	33.3	35.0												
	S/T	1.00	0.97	0.84	0.70	1.00	0.98	0.84	0.70	1.00	1.00	0.87	0.73	1.00	1.00	0.89	0.75	1.00	1.00	0.91	0.77	1.00	1.00	0.82													
	ΔT	31	29	26	22	31	29	25	22	31	29	26	22	31	29	25	22	31	29	25	21	32	30	26	23												
	kW	2.13	2.13	2.12	2.14	2.37	2.37	2.36	2.38	2.63	2.63	2.63	2.65	2.92	2.92	2.92	2.93	3.24	3.24	3.24	3.26	3.62	3.62	3.61	3.63												
	Amps	7.7	7.7	7.7	7.8	8.8	8.8	8.8	8.9	10.1	10.0	10.0	10.1	11.4	11.4	11.3	11.4	12.8	12.8	12.8	12.9	14.6	14.6	14.5	14.6												
	Hi PR	251	252	254	258	289	290	292	296	330	331	333	337	373	374	376	380	420	421	423	427	471	472	473	478												
Lo PR	124	126	129	134	132	133	136	141	138	139	142	147	143	145	148	153	149	150	153	158	155	157	160	165													

IDB: Entering Indoor Dry Bulb Temperature  
 High and low pressures are measured at the liquid and suction service valves.  
 Shaded area reflects AHRI conditions  
 Amps = outdoor unit amps (comp.+fan)  
 kW = Total system power

IDB	AIRFLOW	OUTDOOR AMBIENT TEMPERATURE												ENTERING INDOOR WET BULB TEMPERATURE											
		65°F				75°F				85°F				95°F				105°F				115°F			
		59	63	67	71	59	63	67	71	59	63	67	71	59	63	67	71	59	63	67	71	59	63	67	71
70	MBh	36.9	38.2	41.9	-	36.0	37.3	40.9	-	35.2	36.4	39.9	-	34.3	35.6	39.0	-	32.6	33.8	37.0	-	30.2	31.3	34.3	-
	S/T	0.70	0.59	0.41	-	0.73	0.61	0.42	-	0.75	0.62	0.43	-	0.77	0.64	0.45	-	0.80	0.67	0.46	-	0.81	0.67	0.47	-
	ΔT	19	17	13	-	20	17	13	-	20	17	13	-	20	17	13	-	20	17	13	-	18	16	12	-
	kW	2.70	2.76	2.83	-	2.89	2.95	3.03	-	3.06	3.12	3.21	-	3.20	3.27	3.37	-	3.33	3.39	3.50	-	3.43	3.50	3.61	-
	Amps	9.9	10.1	10.4	-	10.7	10.9	11.3	-	11.6	11.8	12.2	-	12.3	12.6	13.1	-	13.1	13.4	13.9	-	13.9	14.2	14.7	-
	Hi PR	220	237	250	-	247	265	280	-	281	302	319	-	320	344	363	-	359	387	409	-	397	427	451	-
	Lo PR	102	109	119	-	108	115	125	-	112	119	130	-	118	125	137	-	124	131	143	-	128	136	148	-
	MBh	40.0	41.4	45.4	-	39.0	40.5	44.3	-	38.1	39.5	43.3	-	37.2	38.5	42.2	-	35.3	36.6	40.1	-	32.7	33.9	37.1	-
	S/T	0.73	0.61	0.42	-	0.75	0.63	0.44	-	0.77	0.65	0.45	-	0.80	0.67	0.46	-	0.83	0.69	0.48	-	0.84	0.70	0.48	-
	ΔT	19	17	13	-	19	17	13	-	19	17	13	-	19	17	13	-	19	17	13	-	18	16	12	-
	kW	2.76	2.82	2.90	-	2.96	3.02	3.10	-	3.13	3.19	3.29	-	3.28	3.34	3.45	-	3.40	3.48	3.58	-	3.51	3.59	3.70	-
	Amps	10.1	10.4	10.7	-	10.9	11.2	11.6	-	11.9	12.2	12.6	-	12.7	13.0	13.4	-	13.5	13.8	14.3	-	14.3	14.6	15.1	-
Hi PR	227	244	258	-	254	274	289	-	289	311	329	-	329	355	374	-	371	399	421	-	409	441	465	-	
Lo PR	105	112	122	-	111	118	129	-	116	123	134	-	122	129	141	-	127	135	148	-	132	140	153	-	
MBh	41.2	42.7	46.7	-	40.2	41.7	45.7	-	39.2	40.7	44.6	-	38.3	39.7	43.5	-	36.4	37.7	41.3	-	33.7	34.9	38.3	-	
S/T	0.76	0.64	0.44	-	0.79	0.66	0.46	-	0.81	0.68	0.47	-	0.84	0.70	0.48	-	0.87	0.73	0.50	-	0.88	0.73	0.51	-	
ΔT	18	16	12	-	19	16	12	-	19	16	12	-	19	16	12	-	18	16	12	-	17	15	11	-	
kW	2.78	2.84	2.92	-	2.98	3.04	3.13	-	3.15	3.21	3.31	-	3.30	3.37	3.47	-	3.43	3.50	3.61	-	3.54	3.62	3.73	-	
Amps	10.2	10.5	10.8	-	11.0	11.3	11.7	-	12.0	12.3	12.7	-	12.8	13.1	13.6	-	13.6	14.0	14.4	-	14.4	14.8	15.3	-	
Hi PR	229	246	260	-	257	276	292	-	292	314	332	-	333	358	378	-	374	403	425	-	414	445	470	-	
Lo PR	106	113	124	-	112	120	131	-	117	124	136	-	123	131	143	-	129	137	149	-	133	142	155	-	
75	MBh	37.5	38.6	41.8	44.9	36.6	37.7	40.8	43.8	35.8	36.8	39.9	42.8	34.9	35.9	38.9	41.7	33.1	34.1	36.9	39.6	30.7	31.6	34.2	36.7
	S/T	0.80	0.71	0.54	0.35	0.83	0.74	0.56	0.36	0.85	0.76	0.57	0.37	0.88	0.78	0.59	0.38	0.91	0.81	0.62	0.40	0.92	0.82	0.62	0.40
	ΔT	22	21	17	12	23	21	17	12	23	21	17	12	23	21	17	12	23	21	17	12	21	19	16	11
	kW	2.72	2.78	2.86	2.94	2.91	2.97	3.06	3.15	3.08	3.14	3.23	3.33	3.23	3.29	3.39	3.50	3.35	3.42	3.53	3.64	3.46	3.53	3.64	3.76
	Amps	10.0	10.2	10.5	10.9	10.8	11.0	11.4	11.8	11.7	11.9	12.3	12.8	12.5	12.8	13.2	13.7	13.3	13.6	14.0	14.6	14.0	14.4	14.9	15.4
	Hi PR	222	239	252	263	249	268	283	295	283	305	322	336	323	347	367	383	363	391	413	430	401	432	456	476
	Lo PR	103	110	120	128	109	116	127	135	113	121	132	140	119	127	138	147	125	133	145	154	129	137	150	160
	MBh	40.6	41.8	45.3	48.6	39.7	40.9	44.2	47.5	38.7	39.9	43.2	46.3	37.8	38.9	42.1	45.2	35.9	37.0	40.0	43.0	33.3	34.2	37.1	39.8
	S/T	0.83	0.74	0.56	0.36	0.86	0.77	0.58	0.37	0.88	0.79	0.60	0.38	0.91	0.81	0.61	0.40	0.94	0.84	0.64	0.41	0.95	0.85	0.64	0.41
	ΔT	22	20	17	12	22	21	17	12	22	21	17	12	23	21	17	12	22	20	17	12	21	19	16	11
	kW	2.78	2.84	2.92	3.01	2.98	3.04	3.13	3.22	3.15	3.21	3.31	3.41	3.30	3.37	3.47	3.58	3.43	3.50	3.61	3.72	3.54	3.62	3.73	3.85
	Amps	10.2	10.5	10.8	11.2	11.0	11.3	11.7	12.1	12.0	12.3	12.7	13.2	12.8	13.1	13.6	14.1	13.6	14.0	14.4	15.0	14.4	14.8	15.3	15.9
Hi PR	229	246	260	271	257	276	292	305	292	314	332	346	333	358	378	394	374	403	425	444	414	445	470	490	
Lo PR	106	113	124	132	112	120	131	139	117	124	136	145	123	131	143	152	129	137	149	159	133	142	155	165	
MBh	41.9	43.1	46.6	50.1	40.9	42.1	45.6	48.9	39.9	41.1	44.5	47.7	38.9	40.1	43.4	46.6	37.0	38.1	41.2	44.2	34.3	35.3	38.2	41.0	
S/T	0.87	0.78	0.59	0.38	0.90	0.80	0.61	0.39	0.92	0.82	0.62	0.40	0.95	0.85	0.64	0.41	0.99	0.88	0.67	0.43	1.00	0.89	0.67	0.43	
ΔT	21	20	16	11	21	20	16	11	21	20	16	11	22	20	16	11	21	20	16	11	20	18	15	10	
kW	2.80	2.86	2.94	3.03	3.00	3.06	3.15	3.25	3.17	3.24	3.34	3.44	3.33	3.40	3.50	3.61	3.46	3.53	3.64	3.75	3.57	3.65	3.76	3.88	
Amps	10.3	10.6	10.9	11.3	11.1	11.4	11.8	12.2	12.1	12.4	12.8	13.3	12.9	13.2	13.7	14.2	13.8	14.1	14.6	15.1	14.6	14.9	15.4	16.0	
Hi PR	231	249	263	274	259	279	295	308	295	318	335	350	336	362	382	398	378	407	430	448	418	450	475	495	
Lo PR	107	114	125	133	114	121	132	140	118	126	137	146	124	132	144	153	130	138	151	161	134	143	156	166	

IDB: Entering Indoor Dry Bulb Temperature  
 High and low pressures are measured at the liquid and suction service valves.  
 Shaded area reflects ACCA (TVA) conditions  
 Amps = outdoor unit amps (comp.+fan)  
 kW = Total system power

IDB	AIRFLOW	OUTDOOR AMBIENT TEMPERATURE																																			
		65°F						75°F						85°F						95°F						105°F						115°F					
		59	63	67	71	75	79	59	63	67	71	75	79	59	63	67	71	75	79	59	63	67	71	75	79	59	63	67	71	75	79	59	63	67	71	75	79
80	1225	MBh	38.2	39.0	41.7	44.5	37.3	38.1	40.7	43.5	36.4	37.2	39.7	42.5	35.5	36.3	38.8	41.4	33.7	34.5	36.8	39.4	31.2	31.9	34.1	36.5											
		S/T	0.88	0.82	0.67	0.50	0.91	0.85	0.69	0.52	0.93	0.87	0.71	0.53	0.96	0.90	0.73	0.55	1.00	0.93	0.76	0.57	1.00	0.94	0.77	0.57											
		ΔT	25	24	21	17	25	24	21	17	25	24	21	17	26	25	21	17	25	24	21	17	24	23	20	16											
		KW	2.74	2.80	2.88	2.96	2.93	2.99	3.08	3.17	3.10	3.17	3.26	3.36	3.25	3.32	3.42	3.52	3.38	3.45	3.55	3.66	3.49	3.56	3.67	3.79											
		Amps	10.0	10.3	10.6	11.0	10.8	11.1	11.5	11.9	11.8	12.1	12.5	12.9	12.6	12.9	13.3	13.8	13.4	13.7	14.2	14.7	14.2	14.5	15.0	15.6											
	1400	Hi PR	224	241	255	266	252	271	286	298	286	308	325	339	326	351	371	386	367	395	417	435	405	436	461	480											
		Lo PR	104	111	121	129	110	117	128	136	114	122	133	142	120	128	140	149	126	134	146	156	130	139	151	161											
		MBh	41.4	42.3	45.2	48.3	40.4	41.3	44.1	47.1	39.4	40.3	43.1	46.0	38.5	39.3	42.0	44.9	36.5	37.3	39.9	42.7	33.9	34.6	37.0	39.5											
		S/T	0.91	0.85	0.69	0.52	0.94	0.88	0.72	0.54	0.96	0.90	0.74	0.55	1.00	0.93	0.76	0.57	1.00	0.97	0.79	0.59	1.00	0.98	0.80	0.59											
		ΔT	25	24	21	16	25	24	21	17	25	24	21	17	25	24	21	17	24	24	21	17	22	22	19	15											
1575	KW	2.80	2.86	2.94	3.03	3.00	3.06	3.15	3.25	3.18	3.24	3.34	3.44	3.33	3.40	3.50	3.61	3.46	3.53	3.64	3.75	3.57	3.65	3.76	3.88												
	Amps	10.3	10.6	10.9	11.3	11.1	11.4	11.8	12.2	12.1	12.4	12.8	13.3	12.9	13.2	13.7	14.2	13.8	14.1	14.6	15.1	14.6	14.9	15.4	16.0												
	Hi PR	231	249	263	274	260	279	295	308	295	318	335	350	336	362	382	398	378	407	430	448	418	450	475	495												
	Lo PR	107	114	125	133	114	121	132	140	118	126	137	146	124	132	144	153	130	138	151	161	134	143	156	166												
	MBh	42.6	43.5	46.5	49.7	41.6	42.5	45.4	48.6	40.6	41.5	44.3	47.4	39.6	40.5	43.3	46.2	37.6	38.5	41.1	43.9	34.9	35.6	38.1	40.7												

85	1225	MBh	38.8	39.6	41.5	44.2	37.9	38.7	40.5	43.2	37.0	37.7	39.5	42.2	36.1	36.8	38.6	41.2	34.3	35.0	36.6	39.1	31.8	32.4	33.9	36.2
		S/T	0.92	0.89	0.80	0.65	0.95	0.92	0.83	0.67	0.98	0.94	0.85	0.69	1.00	0.97	0.88	0.71	1.00	1.00	0.91	0.74	1.00	1.00	0.92	0.74
		ΔT	27	26	25	22	27	27	25	22	27	27	25	22	27	27	25	22	26	26	25	22	24	24	23	20
		KW	2.76	2.82	2.90	2.98	2.96	3.01	3.10	3.20	3.13	3.19	3.28	3.38	3.28	3.34	3.44	3.55	3.40	3.47	3.58	3.69	3.51	3.59	3.70	3.82
		Amps	10.1	10.4	10.7	11.1	10.9	11.2	11.6	12.0	11.9	12.2	12.6	13.0	12.7	13.0	13.4	13.9	13.5	13.8	14.3	14.8	14.3	14.6	15.1	15.7
	1400	Hi PR	227	244	257	269	254	274	289	301	289	311	329	343	329	354	374	390	371	399	421	439	409	441	465	485
		Lo PR	105	112	122	130	111	118	129	138	116	123	134	143	121	129	141	150	127	135	148	157	132	140	153	163
		MBh	42.1	42.9	44.9	47.9	41.1	41.9	43.9	46.8	40.1	40.9	42.8	45.7	39.1	39.9	41.8	44.6	37.2	37.9	39.7	42.4	34.4	35.1	36.8	39.2
		S/T	0.95	0.92	0.83	0.67	0.99	0.95	0.86	0.70	1.00	0.98	0.88	0.71	1.00	1.00	0.91	0.74	1.00	1.00	0.94	0.77	1.00	1.00	0.95	0.77
		ΔT	26	26	24	21	27	26	25	21	26	26	25	21	26	26	25	22	24	25	25	22	23	23	23	20
1575	KW	2.82	2.88	2.96	3.05	3.02	3.08	3.17	3.27	3.20	3.26	3.36	3.47	3.35	3.42	3.53	3.64	3.49	3.56	3.67	3.78	3.60	3.67	3.79	3.91	
	Amps	10.4	10.7	11.0	11.4	11.2	11.5	11.9	12.3	12.2	12.5	12.9	13.4	13.0	13.4	13.8	14.3	13.9	14.2	14.7	15.2	14.7	15.1	15.6	16.2	
	Hi PR	234	251	265	277	262	282	298	311	298	321	339	353	340	365	386	402	382	411	434	453	422	454	480	500	
	Lo PR	109	116	126	134	115	122	133	142	119	127	138	147	125	133	145	155	131	140	152	162	136	144	158	168	
	MBh	43.3	44.2	46.3	49.4	42.3	43.2	45.2	48.2	41.3	42.1	44.1	47.1	40.3	41.1	43.0	45.9	38.3	39.0	40.9	43.6	35.5	36.2	37.9	40.4	

IDB: Entering Indoor Dry Bulb Temperature  
 High and low pressures are measured at the liquid and suction service valves.  
 Shaded area reflects AHRI conditions  
 Amps = outdoor unit amps (comp.+fan)  
 kW = Total system power

IDB		OUTDOOR AMBIENT TEMPERATURE																							
		65°F				75°F				85°F				95°F				105°F				115°F			
		59	63	67	71	59	63	67	71	59	63	67	71	59	63	67	71	59	63	67	71	59	63	67	71
AIRFLOW		42.6	44.2	48.4	-	41.6	43.2	47.3	-	40.7	42.1	46.2	-	39.7	41.1	45.0	-	37.7	39.1	42.8	-	34.9	36.2	39.6	-
MBh		0.70	0.59	0.41	-	0.73	0.61	0.42	-	0.75	0.62	0.43	-	0.77	0.64	0.45	-	0.80	0.67	0.46	-	0.81	0.67	0.47	-
S/T		20	17	13	-	20	17	13	-	20	17	13	-	20	17	13	-	20	17	13	-	18	16	12	-
ΔT		2.95	3.01	3.09	-	3.16	3.22	3.32	-	3.34	3.41	3.51	-	3.50	3.57	3.68	-	3.64	3.71	3.83	-	3.76	3.84	3.95	-
kW		10.8	11.0	11.4	-	11.7	11.9	12.3	-	12.7	13.0	13.4	-	13.5	13.9	14.3	-	14.4	14.7	15.2	-	15.3	15.6	16.2	-
Amps		221	238	251	-	248	267	282	-	282	304	321	-	321	346	365	-	361	389	411	-	399	430	454	-
Hi PR		105	112	122	-	111	118	129	-	115	123	134	-	121	129	141	-	127	135	147	-	131	140	152	-
Lo PR		43.3	44.9	49.2	-	42.3	43.8	48.0	-	41.3	42.8	46.9	-	40.3	41.7	45.7	-	38.3	39.6	43.4	-	35.4	36.7	40.2	-
MBh		0.73	0.61	0.42	-	0.75	0.63	0.44	-	0.77	0.65	0.45	-	0.80	0.67	0.46	-	0.83	0.69	0.48	-	0.84	0.70	0.48	-
S/T		19	17	13	-	20	17	13	-	20	17	13	-	20	17	13	-	19	17	13	-	18	16	12	-
ΔT		2.99	3.05	3.13	-	3.20	3.26	3.36	-	3.38	3.45	3.56	-	3.55	3.62	3.73	-	3.69	3.76	3.88	-	3.81	3.89	4.01	-
kW		11.0	11.2	11.6	-	11.8	12.1	12.5	-	12.9	13.2	13.6	-	13.7	14.1	14.5	-	14.6	15.0	15.5	-	15.5	15.9	16.4	-
Amps		225	242	256	-	252	272	287	-	287	309	326	-	327	352	371	-	368	396	418	-	406	437	462	-
Hi PR		107	114	124	-	113	120	131	-	117	125	136	-	123	131	143	-	129	137	150	-	134	142	155	-
Lo PR		44.8	46.4	50.9	-	43.8	45.4	49.7	-	42.7	44.3	48.5	-	41.7	43.2	47.3	-	39.6	41.0	45.0	-	36.7	38.0	41.6	-
MBh		0.77	0.65	0.45	-	0.80	0.67	0.46	-	0.82	0.69	0.48	-	0.85	0.71	0.49	-	0.88	0.74	0.51	-	0.89	0.74	0.51	-
S/T		18	15	12	-	18	16	12	-	18	16	12	-	18	16	12	-	18	15	12	-	17	14	11	-
ΔT		3.03	3.09	3.18	-	3.25	3.31	3.41	-	3.44	3.51	3.61	-	3.60	3.68	3.79	-	3.75	3.82	3.94	-	3.87	3.95	4.07	-
kW		11.2	11.4	11.8	-	12.1	12.3	12.8	-	13.1	13.4	13.9	-	14.0	14.3	14.8	-	14.9	15.3	15.8	-	15.8	16.2	16.7	-
Amps		229	247	261	-	257	277	292	-	293	315	333	-	333	359	379	-	375	404	426	-	414	446	471	-
Hi PR		109	116	127	-	115	122	134	-	120	127	139	-	126	134	146	-	132	140	153	-	136	145	158	-
Lo PR		43.4	44.6	48.3	51.9	42.4	43.6	47.2	50.7	41.3	42.6	46.1	49.5	40.3	41.5	45.0	48.2	38.3	39.5	42.7	45.8	35.5	36.5	39.6	42.5
MBh		0.80	0.71	0.54	0.35	0.83	0.74	0.56	0.36	0.85	0.76	0.57	0.37	0.88	0.78	0.59	0.38	0.91	0.81	0.62	0.40	0.92	0.82	0.62	0.40
S/T		23	21	17	12	23	21	17	12	23	21	17	12	23	21	17	12	23	21	17	12	21	20	16	11
ΔT		2.97	3.03	3.12	3.21	3.18	3.25	3.34	3.44	3.37	3.43	3.54	3.65	3.53	3.60	3.71	3.83	3.67	3.74	3.86	3.98	3.79	3.87	3.99	4.11
kW		10.9	11.2	11.5	11.9	11.8	12.0	12.4	12.9	12.8	13.1	13.5	14.0	13.7	14.0	14.5	15.0	14.5	14.9	15.4	16.0	15.4	15.8	16.3	16.9
Amps		223	240	254	265	251	270	285	297	285	307	324	338	325	349	369	385	365	393	415	433	403	434	458	478
Hi PR		106	113	123	131	112	119	130	139	116	124	135	144	122	130	142	151	128	136	149	159	133	141	154	164
Lo PR		44.0	45.3	49.1	52.7	43.0	44.3	47.9	51.4	42.0	43.2	46.8	50.2	41.0	42.2	45.6	49.0	38.9	40.1	43.4	46.5	36.0	37.1	40.2	43.1
MBh		0.83	0.74	0.56	0.36	0.86	0.77	0.58	0.37	0.88	0.79	0.60	0.38	0.91	0.81	0.61	0.40	0.94	0.84	0.64	0.41	0.95	0.85	0.64	0.41
S/T		22	21	17	12	23	21	17	12	23	21	17	12	23	21	17	12	22	21	17	12	21	19	16	11
ΔT		3.01	3.07	3.16	3.25	3.22	3.29	3.38	3.49	3.41	3.48	3.59	3.70	3.58	3.65	3.76	3.88	3.72	3.79	3.91	4.04	3.84	3.92	4.04	4.17
kW		11.1	11.3	11.7	12.1	12.0	12.2	12.6	13.1	13.0	13.3	13.7	14.3	13.9	14.2	14.7	15.2	14.8	15.1	15.6	16.2	15.6	16.0	16.6	17.2
Amps		227	244	258	269	255	274	290	302	290	312	329	344	330	355	375	391	371	400	422	440	410	442	466	486
Hi PR		108	115	125	133	114	121	132	141	118	126	138	147	124	132	145	154	130	139	151	161	135	144	157	167
Lo PR		45.6	46.9	50.8	54.5	44.5	45.8	49.6	53.2	43.4	44.7	48.4	52.0	42.4	43.6	47.2	50.7	40.3	41.5	44.9	48.2	37.3	38.4	41.6	44.6
MBh		0.88	0.79	0.60	0.38	0.91	0.82	0.62	0.40	0.93	0.84	0.63	0.41	0.96	0.86	0.65	0.42	1.00	0.90	0.68	0.44	1.00	0.90	0.68	0.44
S/T		20	19	15	11	21	19	16	11	21	19	16	11	21	19	16	11	21	19	16	11	19	18	15	10
ΔT		3.05	3.11	3.20	3.30	3.27	3.34	3.44	3.54	3.46	3.53	3.64	3.75	3.63	3.71	3.82	3.94	3.78	3.85	3.97	4.10	3.90	3.98	4.11	4.24
kW		11.3	11.5	11.9	12.3	12.2	12.5	12.9	13.4	13.2	13.5	14.0	14.5	14.1	14.5	15.0	15.5	15.0	15.4	15.9	16.5	15.9	16.3	16.9	17.5
Amps		232	249	263	275	260	280	295	308	296	318	336	350	327	362	383	399	379	408	431	449	419	451	476	496
Hi PR		110	117	128	136	116	124	135	144	121	129	140	149	127	135	147	157	133	142	155	165	138	146	160	170
Lo PR		45.6	46.9	50.8	54.5	44.5	45.8	49.6	53.2	43.4	44.7	48.4	52.0	42.4	43.6	47.2	50.7	40.3	41.5	44.9	48.2	37.3	38.4	41.6	44.6

IDB: Entering Indoor Dry Bulb Temperature

High and low pressures are measured at the liquid and suction service valves.

Shaded area reflects ACCA (TVA) conditions

Amps = outdoor unit amps (comp.+fan)

kW = Total system power

IDB	AIRFLOW	OUTDOOR AMBIENT TEMPERATURE												ENTERING INDOOR WET BULB TEMPERATURE											
		65°F				75°F				85°F				95°F				105°F				115°F			
		59	63	67	71	59	63	67	71	59	63	67	71	59	63	67	71	59	63	67	71	59	63	67	71
<b>80</b>	MbH	44.1	45.1	48.2	51.5	43.1	44.0	47.1	50.3	42.1	43.0	45.9	49.1	41.1	41.9	44.8	47.9	39.0	39.9	42.6	45.5	36.1	36.9	39.4	42.2
	S/T	0.88	0.82	0.67	0.50	0.91	0.85	0.69	0.52	0.93	0.87	0.71	0.53	0.96	0.90	0.73	0.55	1.00	0.93	0.76	0.57	1.00	0.94	0.77	0.57
	ΔT	25	24	21	17	26	25	21	17	26	25	21	17	26	25	22	17	26	24	21	17	24	23	20	16
	KW	2.99	3.05	3.14	3.23	3.21	3.27	3.37	3.47	3.39	3.46	3.57	3.68	3.56	3.63	3.74	3.86	3.70	3.77	3.89	4.01	3.82	3.90	4.02	4.15
	Amps	11.0	11.3	11.6	12.0	11.9	12.2	12.6	13.0	12.9	13.2	13.6	14.2	13.8	14.1	14.6	15.1	14.7	15.0	15.5	16.1	15.5	15.9	16.5	17.1
	Hi PR	22.6	24.3	25.6	26.7	25.3	27.2	28.8	30.0	28.8	31.0	32.7	34.1	32.8	35.3	37.3	38.9	36.9	39.7	41.9	43.7	40.8	43.9	46.3	48.3
	Lo PR	107	114	124	133	113	120	131	140	118	125	137	146	124	131	144	153	130	138	150	160	134	143	156	166
	MbH	44.8	45.8	48.9	52.3	43.8	44.7	47.8	51.1	42.7	43.7	46.6	49.9	41.7	42.6	45.5	48.6	39.6	40.5	43.2	46.2	36.7	37.5	40.0	42.8
	S/T	0.91	0.85	0.69	0.52	0.94	0.88	0.72	0.54	0.96	0.90	0.74	0.55	1.00	0.93	0.76	0.57	1.00	0.97	0.79	0.59	1.00	0.98	0.80	0.59
	ΔT	25	24	21	17	25	24	21	17	25	24	21	17	25	24	21	17	24	24	21	17	22	22	20	16
	KW	3.03	3.09	3.18	3.28	3.25	3.31	3.41	3.51	3.44	3.51	3.61	3.73	3.60	3.68	3.79	3.91	3.75	3.82	3.94	4.07	3.87	3.95	4.07	4.20
	Amps	11.2	11.4	11.8	12.2	12.1	12.4	12.8	13.2	13.1	13.4	13.9	14.4	14.0	14.3	14.8	15.4	14.9	15.3	15.8	16.4	15.8	16.2	16.7	17.4
Hi PR	22.9	24.7	26.1	27.2	25.7	27.7	29.3	30.5	29.3	31.5	33.3	34.7	33.4	35.9	37.9	39.5	37.5	40.4	42.6	44.5	41.5	44.6	47.1	49.1	
Lo PR	109	116	127	135	115	123	134	142	120	127	139	148	126	134	146	155	132	140	153	163	136	145	158	169	
MbH	46.4	47.4	50.6	54.1	45.3	46.3	49.4	52.9	44.2	45.2	48.3	51.6	43.1	44.1	47.1	50.3	41.0	41.9	44.7	47.8	38.0	38.8	41.4	44.3	
S/T	0.96	0.90	0.74	0.55	1.00	0.94	0.76	0.57	1.00	0.96	0.78	0.58	1.00	1.00	0.81	0.60	1.00	1.00	0.84	0.63	1.00	1.00	0.85	0.63	
ΔT	23	22	19	15	23	22	19	15	23	22	19	15	22	23	19	16	21	21	19	15	19	20	18	14	
KW	3.08	3.14	3.23	3.33	3.30	3.36	3.46	3.57	3.49	3.56	3.67	3.78	3.66	3.74	3.85	3.97	3.81	3.88	4.01	4.13	3.93	4.01	4.14	4.27	
Amps	11.4	11.6	12.0	12.5	12.3	12.6	13.0	13.5	13.3	13.7	14.1	14.7	14.3	14.6	15.1	15.7	15.2	15.5	16.1	16.7	16.1	16.5	17.0	17.7	
Hi PR	23.4	25.2	26.6	27.7	26.3	28.3	29.8	31.1	29.9	32.1	33.9	35.4	34.0	36.6	38.7	40.3	38.3	41.2	43.5	45.4	42.3	45.5	48.1	50.1	
Lo PR	111	118	129	138	117	125	136	145	122	130	142	151	128	136	149	159	134	143	156	166	139	148	161	172	
<b>85</b>	MbH	44.9	45.8	47.9	51.1	43.9	44.7	46.8	50.0	42.8	43.6	45.7	48.8	41.8	42.6	44.6	47.6	39.7	40.4	42.4	45.2	36.8	37.5	39.2	41.9
	S/T	0.92	0.89	0.80	0.65	0.95	0.92	0.83	0.67	0.98	0.94	0.85	0.69	1.00	0.97	0.88	0.71	1.00	1.00	0.91	0.74	1.00	1.00	0.92	0.74
	ΔT	27	27	25	22	27	27	25	22	27	27	25	22	27	27	26	22	26	27	25	22	24	25	24	20
	KW	3.02	3.08	3.16	3.26	3.23	3.29	3.39	3.50	3.42	3.49	3.59	3.70	3.58	3.66	3.77	3.89	3.73	3.80	3.92	4.05	3.85	3.93	4.05	4.18
	Amps	11.1	11.4	11.7	12.2	12.0	12.3	12.7	13.1	13.0	13.3	13.8	14.3	13.9	14.2	14.7	15.3	14.8	15.2	15.7	16.3	15.7	16.1	16.6	17.2
	Hi PR	22.8	24.5	25.9	27.0	25.6	27.5	29.0	30.3	29.1	31.3	33.0	34.5	33.1	35.6	37.6	39.2	37.3	40.1	42.3	44.2	41.2	44.3	46.8	48.8
	Lo PR	108	115	126	134	114	122	133	141	119	126	138	147	125	133	145	154	131	139	152	162	135	144	157	167
	MbH	45.6	46.5	48.7	51.9	44.5	45.4	47.5	50.7	43.5	44.3	46.4	49.5	42.4	43.2	45.3	48.3	40.3	41.1	43.0	45.9	37.3	38.0	39.8	42.5
	S/T	0.95	0.92	0.83	0.67	0.99	0.95	0.86	0.70	1.00	0.98	0.88	0.71	1.00	1.00	0.91	0.74	1.00	1.00	0.94	0.77	1.00	1.00	0.95	0.77
	ΔT	27	26	25	21	27	26	25	22	27	26	25	22	26	26	25	22	25	25	25	22	23	23	23	20
	KW	3.05	3.11	3.21	3.30	3.27	3.34	3.44	3.54	3.46	3.53	3.64	3.75	3.63	3.71	3.82	3.94	3.78	3.85	3.97	4.10	3.90	3.98	4.11	4.24
	Amps	11.3	11.5	11.9	12.3	12.2	12.5	12.9	13.4	13.2	13.5	14.0	14.5	14.1	14.5	15.0	15.5	15.0	15.4	15.9	16.5	15.9	16.3	16.9	17.5
Hi PR	23.2	24.9	26.3	27.5	26.0	28.0	29.6	30.8	29.6	31.8	33.6	35.1	33.7	36.3	38.3	39.9	37.9	40.8	43.1	44.9	41.9	45.1	47.6	49.6	
Lo PR	110	117	128	136	116	124	135	144	121	129	140	150	127	135	147	157	133	142	155	165	138	146	160	170	
MbH	47.2	48.1	50.4	53.7	46.1	47.0	49.2	52.5	45.0	45.9	48.0	51.2	43.9	44.7	46.9	50.0	41.7	42.5	44.5	47.5	38.6	39.4	41.2	44.0	
S/T	1.00	0.98	0.88	0.71	1.00	1.00	0.91	0.74	1.00	1.00	0.94	0.76	1.00	1.00	0.97	0.78	1.00	1.00	1.00	0.81	1.00	1.00	1.00	0.82	
ΔT	24	24	23	20	24	24	23	20	23	23	23	20	22	23	23	20	21	22	23	20	20	20	21	18	
KW	3.10	3.16	3.25	3.35	3.32	3.39	3.49	3.60	3.52	3.59	3.70	3.81	3.69	3.77	3.88	4.00	3.83	3.92	4.04	4.17	3.96	4.05	4.17	4.31	
Amps	11.5	11.7	12.1	12.6	12.4	12.7	13.1	13.6	13.5	13.8	14.2	14.8	14.4	14.7	15.2	15.8	15.3	15.7	16.2	16.8	16.2	16.6	17.2	17.9	
Hi PR	23.6	25.4	26.9	28.0	26.5	28.5	30.1	31.4	30.2	32.5	34.3	35.8	34.4	37.0	39.0	40.7	38.7	41.6	43.9	45.8	42.7	46.0	48.5	50.6	
Lo PR	112	119	130	139	119	126	138	147	123	131	143	152	130	138	150	160	136	144	158	168	140	149	163	174	

IDB: Entering Indoor Dry Bulb Temperature  
 High and low pressures are measured at the liquid and suction service valves.  
 Shaded area reflects AHRI conditions  
 Amps = outdoor unit amps (comp.+fan)  
 kW = Total system power



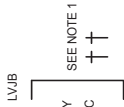
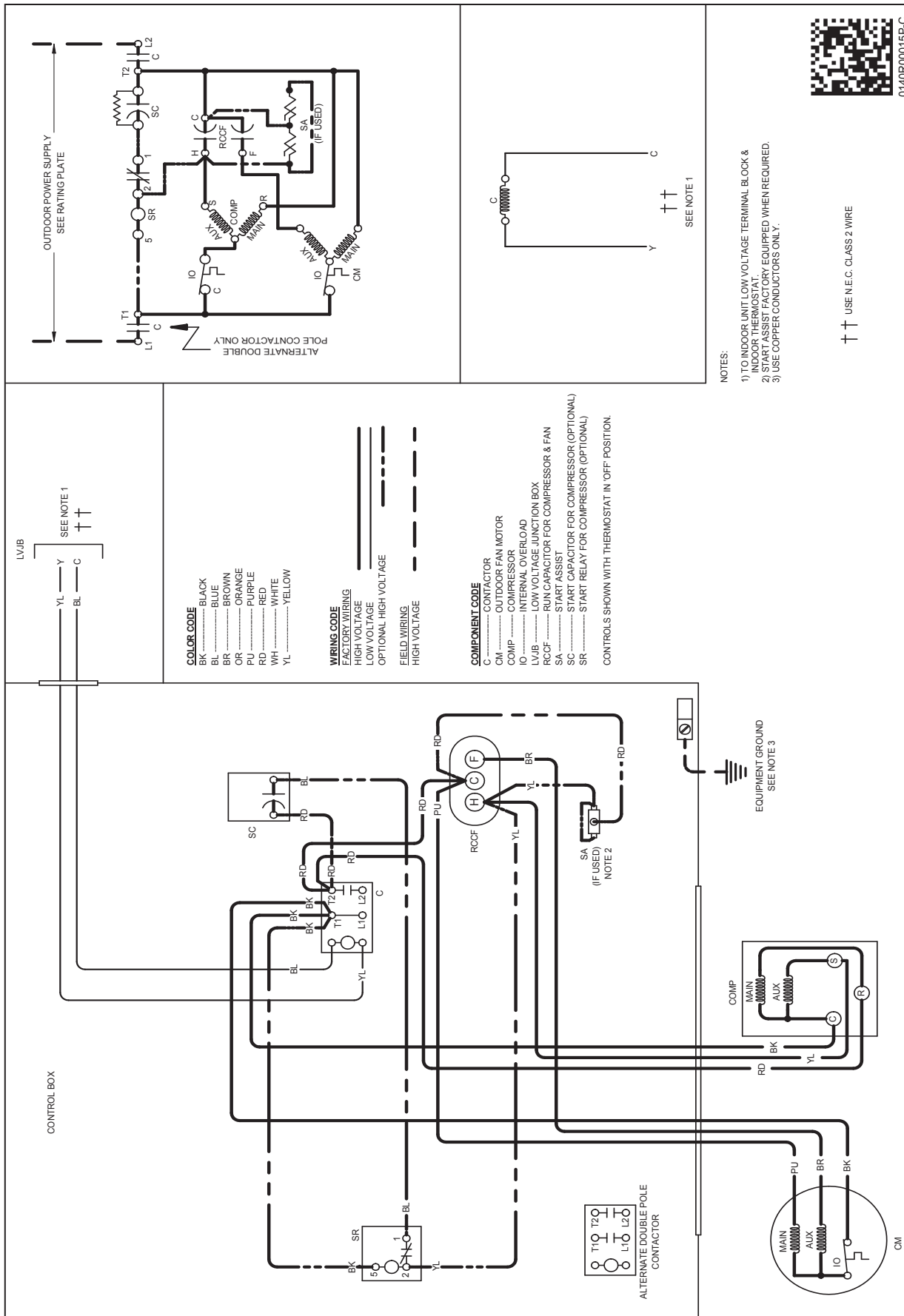


IDB	AIRFLOW	OUTDOOR AMBIENT TEMPERATURE																								
		65°F				75°F				85°F				95°F				105°F				115°F				
		59	63	67	71	59	63	67	71	59	63	67	71	59	63	67	71	59	63	67	71	59	63	67	71	
<b>80</b>	<b>1750</b>	MBh	53.7	54.9	58.6	62.7	52.5	53.6	57.3	61.2	51.2	52.3	55.9	59.8	50.0	51.0	54.5	58.3	47.5	48.5	51.8	55.4	44.0	44.9	48.0	51.3
		S/T	0.93	0.87	0.71	0.53	0.96	0.90	0.73	0.55	0.98	0.92	0.75	0.56	1.00	0.95	0.78	0.58	1.00	0.99	0.80	0.60	1.00	1.00	0.81	0.61
		ΔT	26	25	22	17	26	25	22	18	26	25	22	18	26	26	22	18	25	25	22	17	23	24	20	16
		kW	3.61	3.68	3.78	3.90	3.86	3.94	4.06	4.18	4.09	4.17	4.30	4.43	4.29	4.38	4.51	4.65	4.46	4.55	4.69	4.84	4.60	4.70	4.85	5.00
		Amps	13.5	13.8	14.2	14.8	14.5	14.9	15.4	15.9	15.8	16.2	16.7	17.3	16.9	17.3	17.8	18.5	17.9	18.4	19.0	19.7	19.0	19.5	20.1	20.9
	<b>1625</b>	Hi PR	221	238	251	262	248	267	282	294	282	304	321	334	321	346	365	381	361	389	411	428	399	430	454	473
		Lo PR	105	112	122	130	111	118	129	137	115	122	134	142	121	129	140	150	127	135	147	157	131	139	152	162
		MBh	53.2	54.3	58.1	62.1	51.9	53.1	56.7	60.6	50.7	51.8	55.4	59.2	49.5	50.5	54.0	57.7	47.0	48.0	51.3	54.8	43.5	44.5	47.5	50.8
		S/T	0.91	0.85	0.69	0.52	0.94	0.88	0.72	0.54	0.96	0.90	0.74	0.55	1.00	0.93	0.76	0.57	1.00	0.97	0.79	0.59	1.00	0.98	0.80	0.59
		ΔT	27	26	23	18	28	26	23	18	28	27	23	18	28	27	23	19	27	26	23	18	25	25	21	17
<b>2250</b>	kW	3.60	3.67	3.77	3.89	3.85	3.93	4.05	4.17	4.08	4.16	4.29	4.42	4.28	4.37	4.50	4.64	4.45	4.54	4.68	4.83	4.59	4.69	4.84	4.99	
	Amps	13.4	13.8	14.2	14.7	14.5	14.8	15.3	15.9	15.7	16.1	16.7	17.3	16.8	17.2	17.8	18.5	17.9	18.3	18.9	19.6	18.9	19.4	20.1	20.8	
	Hi PR	220	237	250	261	247	266	281	293	281	303	320	333	320	345	364	380	360	388	410	427	398	428	452	472	
	Lo PR	105	111	121	129	110	117	128	137	115	122	133	142	121	128	140	149	126	134	147	156	131	139	152	162	
	MBh	55.0	56.2	60.1	64.2	53.8	54.9	58.7	62.7	52.5	53.6	57.3	61.2	51.2	52.3	55.9	59.7	48.6	49.7	53.1	56.8	45.1	46.0	49.2	52.6	

IDB	AIRFLOW	OUTDOOR AMBIENT TEMPERATURE																								
		65°F				75°F				85°F				95°F				105°F				115°F				
		59	63	67	71	59	63	67	71	59	63	67	71	59	63	67	71	59	63	67	71	59	63	67	71	
<b>85</b>	<b>1750</b>	MBh	54.6	55.7	58.3	62.2	53.4	54.4	57.0	60.8	52.1	53.1	55.6	59.3	50.8	51.8	54.3	57.9	48.3	49.2	51.6	55.0	44.7	45.6	47.8	50.9
		S/T	0.97	0.94	0.85	0.69	1.00	0.97	0.88	0.71	1.00	0.98	0.88	0.71	1.00	1.00	0.93	0.75	1.00	1.00	0.96	0.78	1.00	1.00	0.97	0.79
		ΔT	28	27	26	22	28	28	26	23	27	28	26	23	27	27	26	23	25	26	26	23	23	24	24	21
		kW	3.63	3.70	3.81	3.93	3.89	3.97	4.09	4.21	4.12	4.20	4.33	4.47	4.32	4.41	4.55	4.69	4.49	4.59	4.73	4.88	4.64	4.74	4.89	5.04
		Amps	13.6	13.9	14.4	14.9	14.7	15.0	15.5	16.1	15.9	16.3	16.8	17.5	17.0	17.4	18.0	18.7	18.1	18.5	19.2	19.9	19.2	19.6	20.3	21.1
	<b>1625</b>	Hi PR	223	240	254	265	251	270	285	297	285	307	324	338	324	349	369	385	365	393	415	433	403	434	458	478
		Lo PR	106	113	123	131	112	119	130	138	116	124	135	144	122	130	142	151	128	136	149	158	132	141	154	164
		MBh	54.1	55.1	57.8	61.6	52.8	53.9	56.4	60.2	51.6	52.6	55.1	58.8	50.3	51.3	53.7	57.3	47.8	48.7	51.0	54.5	44.3	45.1	47.3	50.4
		S/T	0.95	0.92	0.83	0.67	0.99	0.95	0.86	0.70	1.00	0.98	0.88	0.71	1.00	1.00	0.91	0.74	1.00	1.00	0.94	0.77	1.00	1.00	0.95	0.77
		ΔT	29	29	27	23	29	29	27	24	29	29	27	24	28	29	28	24	27	28	27	24	25	26	25	22
<b>2250</b>	kW	3.62	3.70	3.80	3.92	3.88	3.96	4.08	4.20	4.11	4.19	4.32	4.46	4.31	4.40	4.54	4.68	4.48	4.57	4.72	4.87	4.63	4.73	4.87	5.03	
	Amps	13.6	13.9	14.3	14.8	14.6	15.0	15.5	16.0	15.9	16.3	16.8	17.4	17.0	17.4	18.0	18.6	18.0	18.5	19.1	19.8	19.1	19.6	20.2	21.0	
	Hi PR	223	240	253	264	250	269	284	296	284	306	323	337	324	348	368	383	364	392	414	431	402	433	457	477	
	Lo PR	106	112	123	131	112	119	130	138	116	123	135	143	122	130	141	151	128	136	148	158	132	140	153	163	
	MBh	56.0	57.1	59.8	63.8	54.7	55.8	58.4	62.3	53.4	54.4	57.0	60.8	52.1	53.1	55.6	59.3	49.5	50.4	52.8	56.4	45.8	46.7	48.9	52.2	

IDB: Entering Indoor Dry Bulb Temperature  
 High and low pressures are measured at the liquid and suction service valves.  
 Shaded area reflects AHRI conditions  
 Amps = outdoor unit amps (comp.+fan)  
 kW = Total system power

8	7	6	5	4	3	2	1																																								
<table border="1" style="width:100%; border-collapse: collapse;"> <thead> <tr> <th style="width:15%;">MODEL</th> <th style="width:15%;">W"</th> <th style="width:15%;">D"</th> <th style="width:15%;">H"</th> </tr> </thead> <tbody> <tr><td>GSX160181**</td><td>29</td><td>29</td><td>32</td></tr> <tr><td>GSX160241**</td><td>29</td><td>29</td><td>32</td></tr> <tr><td>GSX160301**</td><td>29</td><td>29</td><td>35 3/4</td></tr> <tr><td>GSX160311**</td><td>29</td><td>29</td><td>39 1/2</td></tr> <tr><td>GSX160361**</td><td>29</td><td>29</td><td>39 1/2</td></tr> <tr><td>GSX160371**</td><td>35 1/2</td><td>35 1/2</td><td>35 3/4</td></tr> <tr><td>GSX160421**</td><td>35 1/2</td><td>35 1/2</td><td>35 3/4</td></tr> <tr><td>GSX160481**</td><td>35 1/2</td><td>35 1/2</td><td>39 1/2</td></tr> <tr><td>GSX160601**</td><td>35 1/2</td><td>35 1/2</td><td>37 3/4</td></tr> </tbody> </table> <p style="text-align: center;">*Note: All the Dimensions (W, D, H) are for reference only.</p>								MODEL	W"	D"	H"	GSX160181**	29	29	32	GSX160241**	29	29	32	GSX160301**	29	29	35 3/4	GSX160311**	29	29	39 1/2	GSX160361**	29	29	39 1/2	GSX160371**	35 1/2	35 1/2	35 3/4	GSX160421**	35 1/2	35 1/2	35 3/4	GSX160481**	35 1/2	35 1/2	39 1/2	GSX160601**	35 1/2	35 1/2	37 3/4
MODEL	W"	D"	H"																																												
GSX160181**	29	29	32																																												
GSX160241**	29	29	32																																												
GSX160301**	29	29	35 3/4																																												
GSX160311**	29	29	39 1/2																																												
GSX160361**	29	29	39 1/2																																												
GSX160371**	35 1/2	35 1/2	35 3/4																																												
GSX160421**	35 1/2	35 1/2	35 3/4																																												
GSX160481**	35 1/2	35 1/2	39 1/2																																												
GSX160601**	35 1/2	35 1/2	37 3/4																																												
<table border="1" style="width:100%; border-collapse: collapse;"> <thead> <tr> <th style="width:15%;">MODEL</th> <th style="width:15%;">W"</th> <th style="width:15%;">D"</th> <th style="width:15%;">H"</th> </tr> </thead> <tbody> <tr><td>GSX16S181A*</td><td>29</td><td>29</td><td>32</td></tr> <tr><td>GSX16S241A*</td><td>29</td><td>29</td><td>32</td></tr> <tr><td>GSX16S301A*</td><td>29</td><td>29</td><td>35 3/4</td></tr> <tr><td>GSX16S361A*</td><td>29</td><td>29</td><td>39 1/2</td></tr> <tr><td>GSX16S421A*</td><td>35 1/2</td><td>35 1/2</td><td>35 3/4</td></tr> <tr><td>GSX16S481A*</td><td>35 1/2</td><td>35 1/2</td><td>39 1/2</td></tr> </tbody> </table> <p style="text-align: center;">*Note: All the Dimensions (W, D, H) are for reference only.</p>								MODEL	W"	D"	H"	GSX16S181A*	29	29	32	GSX16S241A*	29	29	32	GSX16S301A*	29	29	35 3/4	GSX16S361A*	29	29	39 1/2	GSX16S421A*	35 1/2	35 1/2	35 3/4	GSX16S481A*	35 1/2	35 1/2	39 1/2												
MODEL	W"	D"	H"																																												
GSX16S181A*	29	29	32																																												
GSX16S241A*	29	29	32																																												
GSX16S301A*	29	29	35 3/4																																												
GSX16S361A*	29	29	39 1/2																																												
GSX16S421A*	35 1/2	35 1/2	35 3/4																																												
GSX16S481A*	35 1/2	35 1/2	39 1/2																																												
<table border="1" style="width:100%; border-collapse: collapse;"> <tr> <td colspan="2" style="text-align: center;">Goodman Manufacturing Co., L.P.</td> <td colspan="2" style="text-align: center;">GSX16</td> </tr> <tr> <td style="font-size: small;">DRAWING TO BE INTERPRETED IN ACCORDANCE WITH ASHRAE 154-100</td> <td style="font-size: small;">TOLERANCES UNLESS OTHERWISE SPECIFIED</td> <td style="font-size: small;">FINISH</td> <td style="font-size: small;">DO NOT SCALE DRAWING</td> </tr> <tr> <td style="font-size: x-small;">ANGLES 1:1 F</td> <td style="font-size: x-small;">X:1:1</td> <td style="font-size: x-small;">XXX:0:015</td> <td style="font-size: x-small;">SHIT OF 1</td> </tr> <tr> <td style="font-size: x-small;">HALF 0:0:005</td> <td colspan="2" style="text-align: center;"> </td> <td style="text-align: center;">REV A</td> </tr> </table>								Goodman Manufacturing Co., L.P.		GSX16		DRAWING TO BE INTERPRETED IN ACCORDANCE WITH ASHRAE 154-100	TOLERANCES UNLESS OTHERWISE SPECIFIED	FINISH	DO NOT SCALE DRAWING	ANGLES 1:1 F	X:1:1	XXX:0:015	SHIT OF 1	HALF 0:0:005			REV A																								
Goodman Manufacturing Co., L.P.		GSX16																																													
DRAWING TO BE INTERPRETED IN ACCORDANCE WITH ASHRAE 154-100	TOLERANCES UNLESS OTHERWISE SPECIFIED	FINISH	DO NOT SCALE DRAWING																																												
ANGLES 1:1 F	X:1:1	XXX:0:015	SHIT OF 1																																												
HALF 0:0:005			REV A																																												
COMPONENTS AND MATERIALS SPECIFIED HEREIN WILL ALSO CONFORM TO THE APPLICABLE SECTION OF GOODMAN MSP #2410 WORKMANSHIP STANDARD FOR FIT, FEEL, AND FINISH.																																															
CONFIDENTIAL PROPERTY OF THE GOODMAN MANUFACTURING COMPANY, L.P. NOT TO BE DISCLOSED TO OTHERS, COPIED, OR USED FOR ANY PURPOSE EXCEPT AS AUTHORIZED IN WRITING. MUST BE RETURNED UPON DEMAND, ON COMPLETION OF ORDER, OR OTHER PURPOSE FOR WHICH IT WAS LENT.																																															
SPECIAL CHARACTERISTICS:  = SIGMA     = CRITICAL CHARACTERISTIC     = SIGNIFICANT CHARACTERISTIC																																															

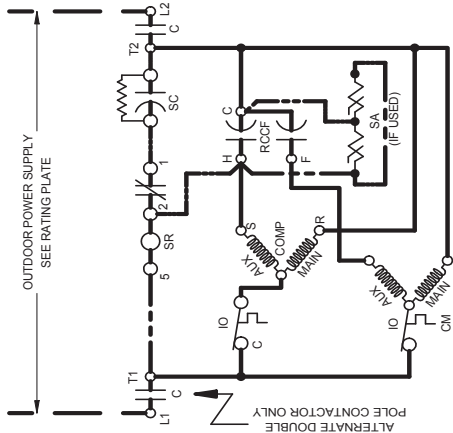


SEE NOTE 1  
++

- COLOR CODE**  
 BK ..... BLACK  
 BL ..... BLUE  
 BR ..... BROWN  
 OR ..... ORANGE  
 PU ..... PURPLE  
 RD ..... RED  
 WH ..... WHITE  
 YL ..... YELLOW

- WIRING CODE**  
 FACTORY WIRING  
 HIGH VOLTAGE  
 LOW VOLTAGE  
 OPTIONAL HIGH VOLTAGE  
 FIELD WIRING  
 HIGH VOLTAGE

- COMPONENT CODE**  
 C ..... CONTACTOR  
 CM ..... OUTDOOR FAN MOTOR  
 COMP ..... COMPRESSOR  
 IO ..... INTERNAL OVERLOAD  
 LVJB ..... LOW VOLTAGE JUNCTION BOX  
 RCCF ..... RUN CAPACITOR FOR COMPRESSOR & FAN  
 SA ..... START ASSIST  
 SC ..... START CAPACITOR FOR COMPRESSOR (OPTIONAL)  
 SR ..... START RELAY FOR COMPRESSOR (OPTIONAL)
- CONTROLS SHOWN WITH THERMOSTAT IN 'OFF' POSITION



- NOTES:**  
 1) TO INDOOR UNIT LOW VOLTAGE TERMINAL BLOCK & INDOOR THERMOSTAT.  
 2) START ASSIST FACTORY EQUIPPED WHEN REQUIRED.  
 3) USE COPPER CONDUCTORS ONLY.



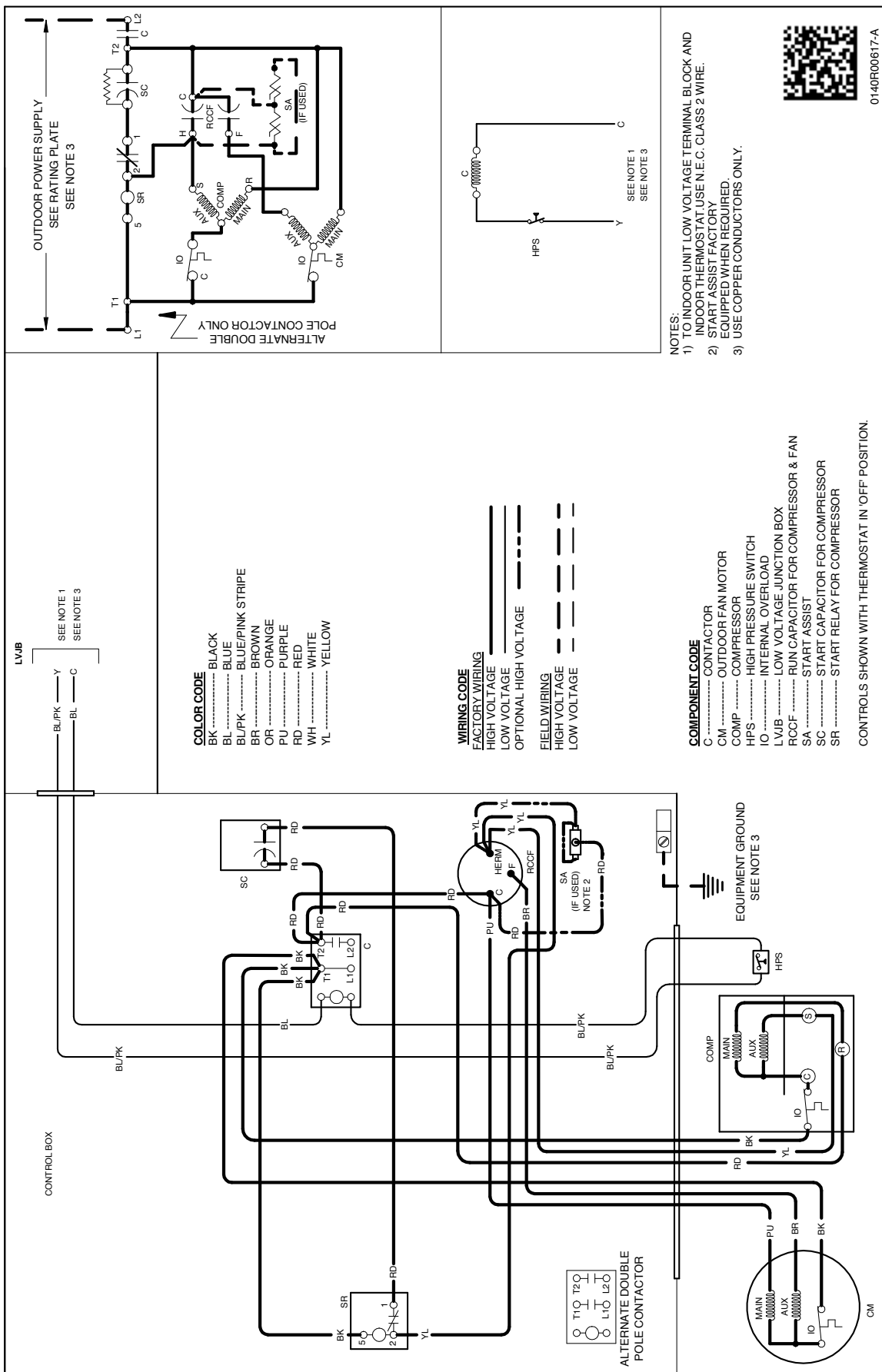
0140R00015P-C

++  
USE N.E.C. CLASS 2 WIRE

**WARNING**

High Voltage: Disconnect all power before servicing or installing this unit. Multiple power sources may be present. Failure to do so may cause property damage, personal injury, or death.

Wiring is subject to change. Always refer to the wiring diagram or the unit for the most up-to-date wiring.

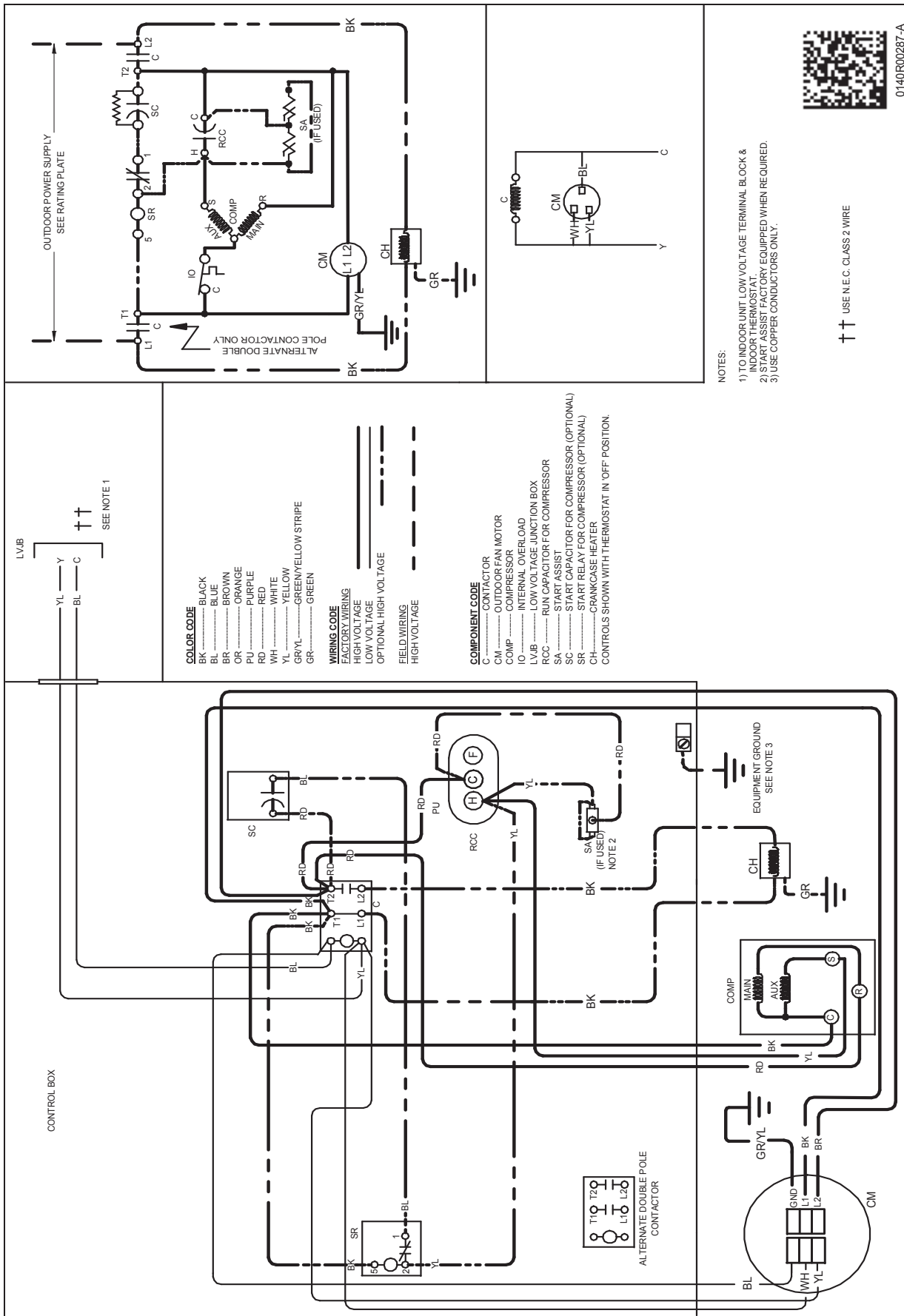


0140R000617-A

**WARNING**

High Voltage: Disconnect all power before servicing or installing this unit. Multiple power sources may be present. Failure to do so may cause property damage, personal injury, or death.

Wiring is subject to change. Always refer to the wiring diagram or the unit for the most up-to-date wiring.



**WARNING**

High Voltage: Disconnect all power before servicing or installing this unit. Multiple power sources may be present. Failure to do so may cause property damage, personal injury, or death.

Wiring is subject to change. Always refer to the wiring diagram or the unit for the most up-to-date wiring.

Lined area for notes, consisting of multiple horizontal lines.

MODEL	DESCRIPTION	GSX16 0181F*	GSX16 0241F*	GSX16 0301F*	GSX16 0311A*	GSX16 0361F*	GSX16 0371A*	GSX16 0421F*	GSX16 0481F*	GSX16 0601F*
ABK-20	Anchor Bracket Kit ^	X	X	X	X	X	X	X	X	X
ABK-21	Anchor Bracket Kit ^									
ASC-01	Anti-Short Cycle Kit	X	X	X	X	X	X	X	X	X
CSR-U-1	Hard-Start Kit	X	X	X	X	X	X			
CSR-U-2	Hard-start Kit					X	X	X	X	X
CSR-U-3	Hard-start Kit								X	X
FSK01A <sup>1</sup>	Freeze-Protection Kit	X	X	X	X	X	X	X	X	X
LSK02A <sup>2</sup>	Liquid-Line Solenoid Kit	X	X	X	X	X	X	X	X	X
LAKT01A	Low-Ambient Kit	X	X	X	X	X	X	X	X	
0130R00000S	Low-Pressure Switch Kit	X	X	X	X	X	X	X	X	X
TXV-30 <sup>2</sup>	TXV Kit	X	X	X	X					
TXV-42 <sup>2</sup>	TXV Kit					X	X	X		
TXV-48 <sup>2</sup>	TXV Kit								X	
TXV-60 <sup>2</sup>	TXV Kit									X

^ Contains 20 brackets; four brackets needed to anchor unit to pad

<sup>1</sup> Installed on indoor coil

<sup>2</sup> Field-installed, non-bleed, expansion valve kit.

MODEL	DESCRIPTION	GSX16S 181A*	GSX16S 241A*	GSX16S 301A*	GSX16S 361A*	GSX16S 421A*	GSX16S 481A*
ABK-20	Anchor Bracket Kit ^	X	X	X	X	X	X
ABK-21	Anchor Bracket Kit ^						
ASC-01	Anti-Short Cycle Kit	X	X	X	X	X	X
CSR-U-1	Hard-start Kit	X	X	X	X		
CSR-U-2	Hard-start Kit				X	X	X
CSR-U-3	Hard-start Kit						X
FSK01A <sup>1</sup>	Freeze Protection Kit	X	X	X	X	X	X
LSK02A <sup>2</sup>	Liquid Line Solenoid Kit	X	X	X	X	X	X
LAKT01A	Low-Ambient Kit	X	X	X	X	X	X
0130R00000S	Low-Pressure Switch Kit	X	X	X	X	X	X
TXV-30 <sup>2</sup>	TXV Kit	X	X	X			
TXV-42 <sup>2</sup>	TXV Kit				X	X	
TXV-48 <sup>2</sup>	TXV Kit						X
TXV-60 <sup>2</sup>	TXV Kit						

^ Contains 20 brackets; four brackets needed to anchor unit to pad

<sup>1</sup> Installed on indoor coil

<sup>2</sup> Field-installed, non-bleed, expansion valve kit.

**All AHRI system ratings are accessible in the System Configurator tool via PartnerLink.**

Our continuing commitment to quality products may mean a change in specifications without notice.

©2022 **DAIKIN COMFORT TECHNOLOGIES MANUFACTURING, L.P.** • Houston, Texas • Printed in the USA.