

**HIGH-EFFICIENCY MULTI-FAMILY
SPLIT SYSTEM AIR CONDITIONER
UP TO 15.2 SEER2
1½ TO 3 TONS**



Contents

Nomenclature..... 2
 Product Specifications..... 3
 Expanded Cooling Data 4
 Performance Data 12
 Wiring Diagrams 13
 Dimensions 14
 Accessories 15

Standard Features

- High-Efficiency Scroll Compressor
- Factory-installed filter drier
- Fully charged for 15' of tubing length
- Copper tube/ enhanced aluminum fin coil-5mm diameter on 1.5-3.0T
- Service valves with sweat connections and easy-to-access gauge ports
- Contactor with lug connection
- Ground lug connection
- AHRI Certified
- ETL Listed

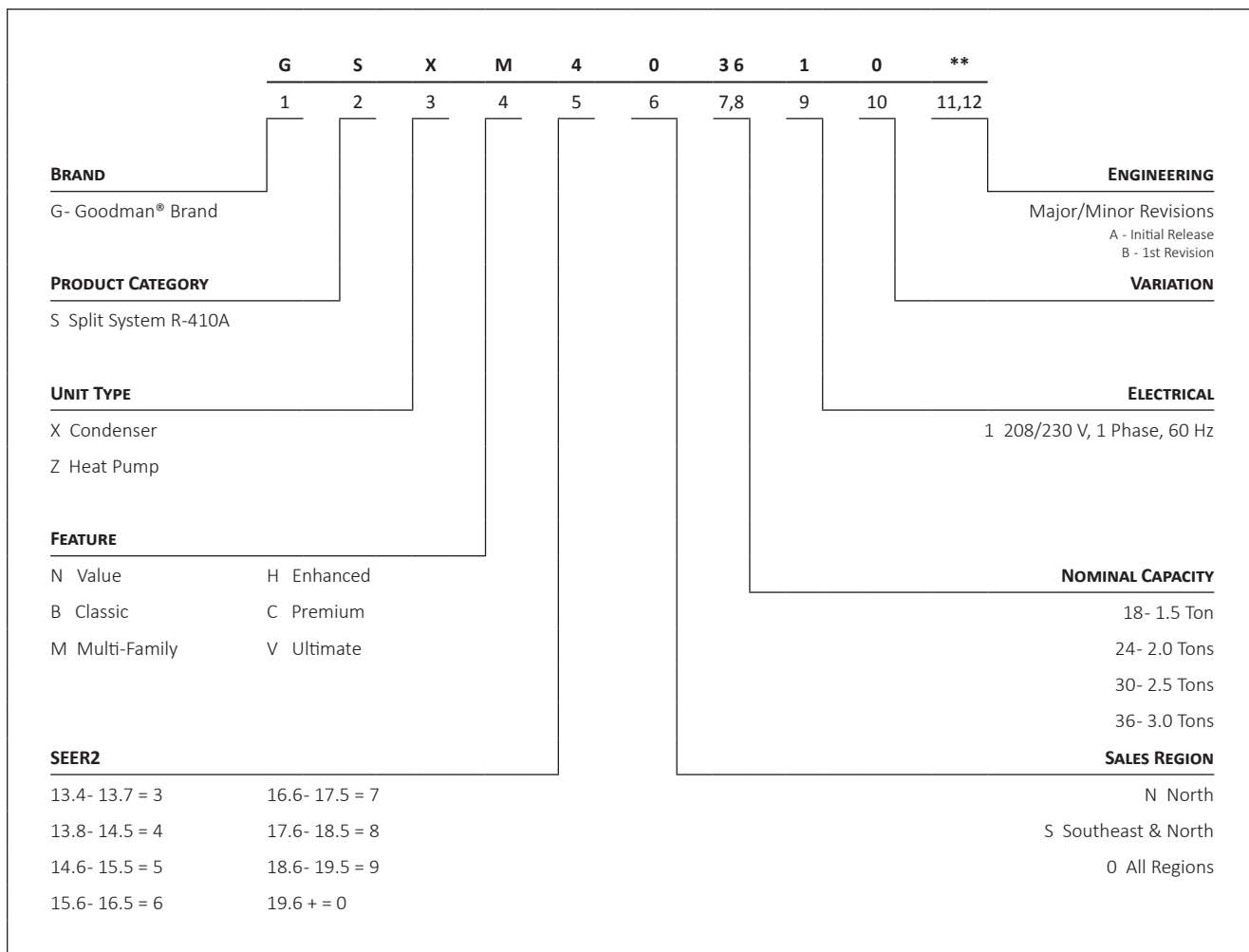
Cabinet Features

- Removable grille style top style grill design compatible with UL 60335-2-40
- Heavy-gauge galvanized-steel cabinet
- Attractive Architectural Gray powder-paint finish with 500-hour salt-spray approval
- Steel louver coil guard
- Single-panel access to controls with space provided for field-installed accessories
- When properly anchored, meets the 2020 Florida Building Code unit integrity requirements for hurricane-type winds (Anchor bracket kits available.)



* Complete warranty details available from your local dealer or at www.goodmanmfg.com. To receive the 10-Year Parts Limited Warranty, online registration must be completed within 60 days of installation. Online registration is not required in California or Québec. The duration of warranty coverages in Texas differs in some cases.

NOMENCLATURE



* Denotes AHRI wild cards

	GSXM4 01810A*	GSXM4 02410A*	GSXM4 03010A*	GSXM4 03610A*
COOLING CAPACITY				
Nominal Cooling (BTU/h)	18,000	24,000	30,000	36,000
Decibels (dBA)	72	73	72	75
COMPRESSOR				
RLA	9.0	11.5	12.8	14.1
LRA	42.6	59.5	65	87.4
Stage	Single	Single	Single	Single
Type	Scroll	Scroll	Scroll	Scroll
CONDENSER FAN MOTOR				
Motor Type	PSC	PSC	PSC	PSC
Horsepower (RPM)	1/8	1/6	1/6	1/6
FLA	0.70	0.95	0.95	0.95
REFRIGERATION SYSTEM				
Refrigerant Line Size ¹				
Liquid Line Size ("O.D.)	3/8"	3/8"	3/8"	3/8"
Suction Line Size ("O.D.)	3/4"	3/4"	3/4"	7/8"
Refrigerant Connection Size				
Liquid Valve Size ("O.D.)	3/8"	3/8"	3/8"	3/8"
Suction Valve Size ("O.D.) ^{2,3}	3/4"	3/4"	7/8"	7/8"
Valve Connection Type	Sweat	Sweat	Sweat	Sweat
Refrigerant Charge ⁴	64	72	101	102
ELECTRICAL DATA				
Voltage-Phase	208/230-1	208/230-1	208/230-1	208/230-1
Minimum Circuit Ampacity ⁵	11.9	15.4	17	18.6
Max. Overcurrent Protection ⁶	20	25	25	30
Min / Max Volts	197/253	197/253	197/253	197/253
Electrical Conduit Size	1/2" or 3/4"	1/2" or 3/4"	1/2" or 3/4"	1/2" or 3/4"
EQUIPMENT WEIGHT (LBS)				
	126	151	202	202
SHIP WEIGHT (LBS)				
	144	169	224	224

¹ Line sizes denoted for 25' line sets, tested and rated in accordance with AHRI Standard 210/240. For other line-set lengths or sizes, refer to the installation & Operating instructions and/or the long line-set guidelines.
² Installer will need to supply 3/4" to 7/8" adapters for suction line connections.
³ Installer will need to supply 7/8" to 1 1/8" adapters for suction line connections.
⁴ Unit is factory charged with refrigerant for 15' of 3/8" liquid line. System charge must be adjusted per the Final Charge Adjustment procedure found in the Installation Instructions.
⁵ Wire size should be determined in accordance with National Electrical Codes; extensive wire runs will require larger wire sizes
⁶ Must use time-delay fuses or HACR-type circuit breakers of the same size as noted.

NOTES

- Always check the S&R plate for electrical data on the unit being installed.

ENERGY STAR NOTES

- Proper sizing and installation of equipment is critical to achieving optimal performance. Split system air conditioners and heat pumps must be matched with appropriate coil components to meet ENERGY STAR criteria.
- Ask your contractor for details or visit www.energystar.gov. The www.energystar.gov website provides up-to-date system combinations certified to meet ENERGY STAR requirements.

EXPANDED COOLING DATA — GSXM401810** + CA*TA1818*4A* + EEP

IDB		OUTDOOR AMBIENT TEMPERATURE																																							
		65								75								95								105								115							
		AIRFLOW		59	63	67	71	59	63	67	71	59	63	67	71	59	63	67	71	59	63	67	71	59	63	67	71														
70	MBh	17.8	18.0	18.6	-	17.6	17.9	18.4	-	17.2	17.4	18.0	-	16.4	16.6	17.2	-	15.4	15.7	16.2	-	14.5	14.8	15.3	-																
	S/T	0.60	0.53	0.40	-	0.61	0.54	0.41	-	0.63	0.56	0.43	-	0.65	0.58	0.45	-	1.00	0.60	0.47	-	1.00	0.65	0.52	-																
	ΔT	21	19	15	-	21	19	15	-	21	19	15	-	21	19	15	-	20	18	15	-	22	20	16	-																
	kW	1.07	1.07	1.07	-	1.19	1.19	1.18	-	1.31	1.31	1.31	-	1.45	1.45	1.45	-	1.60	1.60	1.60	-	1.78	1.78	1.78	-																
	Amps	3.8	3.8	3.8	-	4.3	4.3	4.3	-	4.9	4.9	4.9	-	5.5	5.5	5.5	-	6.2	6.2	6.2	-	7.0	7.0	7.0	-																
	Hi/PR	239	240	242	-	277	278	280	-	317	318	319	-	359	360	362	-	405	406	408	-	454	455	456	-																
Lo/PR	123	125	128	-	130	132	135	-	137	139	142	-	143	144	147	-	148	149	153	-	155	156	159	-																	
70	MBh	18.1	18.4	18.9	-	18.0	18.2	18.8	-	17.5	17.8	18.3	-	16.7	17.0	17.5	-	15.7	16.0	16.5	-	14.9	15.1	15.6	-																
	S/T	0.66	0.58	0.46	-	0.66	0.59	0.46	-	0.69	0.61	0.49	-	1.00	0.63	0.50	-	1.00	0.65	0.53	-	1.00	0.70	0.57	-																
	ΔT	19	17	14	-	19	17	14	-	20	18	14	-	19	17	14	-	19	17	13	-	20	18	15	-																
	kW	1.08	1.08	1.08	-	1.19	1.19	1.19	-	1.32	1.32	1.32	-	1.46	1.46	1.46	-	1.61	1.61	1.61	-	1.79	1.79	1.79	-																
	Amps	3.8	3.8	3.8	-	4.4	4.3	4.3	-	4.9	4.9	4.9	-	5.6	5.6	5.6	-	6.3	6.3	6.2	-	7.1	7.1	7.1	-																
	Hi/PR	242	243	245	-	280	281	282	-	319	320	322	-	362	363	364	-	407	408	410	-	456	457	459	-																
Lo/PR	126	127	130	-	133	134	138	-	139	141	144	-	145	146	150	-	150	152	155	-	157	159	162	-																	
70	MBh	18.6	18.8	19.3	-	18.4	18.7	19.2	-	17.9	18.2	18.7	-	17.1	17.4	17.9	-	16.2	16.4	17.0	-	15.3	15.5	16.1	-																
	S/T	0.67	0.60	0.47	-	0.68	0.61	0.48	-	0.70	0.63	0.50	-	1.00	0.65	0.52	-	1.00	0.67	0.54	-	1.00	0.72	0.59	-																
	ΔT	18	16	13	-	18	16	12	-	18	16	13	-	18	16	12	-	18	16	12	-	19	17	13	-																
	kW	1.09	1.09	1.08	-	1.20	1.20	1.20	-	1.33	1.32	1.32	-	1.46	1.46	1.46	-	1.62	1.61	1.61	-	1.79	1.79	1.79	-																
	Amps	3.9	3.9	3.8	-	4.4	4.4	4.4	-	5.0	5.0	4.9	-	5.6	5.6	5.6	-	6.3	6.3	6.3	-	7.1	7.1	7.1	-																
	Hi/PR	245	246	247	-	282	283	285	-	322	323	324	-	364	365	367	-	410	411	413	-	459	460	462	-																
Lo/PR	128	130	133	-	136	137	141	-	142	144	147	-	148	149	153	-	153	155	158	-	160	162	165	-																	

IDB		OUTDOOR AMBIENT TEMPERATURE																																							
		65								75								95								105								115							
		AIRFLOW		59	63	67	71	59	63	67	71	59	63	67	71	59	63	67	71	59	63	67	71	59	63	67	71														
75	MBh	17.8	18.1	18.6	19.4	17.6	17.9	18.4	19.2	17.2	17.4	18.0	18.8	16.4	16.6	17.2	18.0	15.4	15.7	16.2	17.0	14.5	14.8	15.3	16.1																
	S/T	0.72	0.65	0.52	0.4	0.73	0.66	0.53	0.4	1.00	0.68	0.55	0.4	1.00	0.70	0.57	0.4	1.00	0.72	0.59	0.5	1.00	1.00	0.64	0.5																
	ΔT	25	23	19	16	25	23	20	16	25	23	20	16	25	23	19	16	25	23	19	15	26	24	20	16																
	kW	1.07	1.07	1.07	1.1	1.19	1.19	1.18	1.2	1.31	1.31	1.31	1.3	1.45	1.45	1.45	1.5	1.60	1.60	1.60	1.6	1.78	1.78	1.78	1.8																
	Amps	3.8	3.8	3.8	3.8	4.3	4.3	4.3	4.3	4.9	4.9	4.9	4.9	5.5	5.5	5.5	5.5	6.2	6.2	6.2	6.2	7.0	7.0	7.0	7.1																
	Hi/PR	240	241	242	246.5	277	278	280	284.2	317	318	319	323.6	359	360	362	366.1	405	406	408	411.9	454	455	457	460.8																
Lo/PR	123	125	128	132.9	131	132	135	140.3	137	139	142	146.9	143	144	147	152.4	148	149	153	157.8	155	156	159	164.5																	
75	MBh	18.1	18.4	18.9	19.7	18.0	18.2	18.8	19.6	17.5	17.8	18.3	19.1	16.7	17.0	17.5	18.3	15.8	16.0	16.5	17.3	14.9	15.1	15.6	16.5																
	S/T	0.78	0.71	0.58	0.4	0.79	0.71	0.58	0.4	1.00	0.74	0.61	0.5	1.00	0.76	0.63	0.5	1.00	0.78	0.65	0.5	1.00	1.00	0.70	0.6																
	ΔT	24	22	18	14	24	22	18	14	24	22	18	14	24	22	18	14	23	21	18	14	25	23	19	15																
	kW	1.08	1.08	1.08	1.09	1.19	1.19	1.19	1.20	1.32	1.32	1.32	1.33	1.46	1.46	1.46	1.46	1.61	1.61	1.61	1.61	1.79	1.79	1.78	1.79																
	Amps	3.8	3.8	3.8	3.9	4.3	4.3	4.3	4.4	4.9	4.9	4.9	5.0	5.6	5.6	5.6	5.6	6.3	6.3	6.2	6.2	7.1	7.1	7.1	7.1																
	Hi/PR	242	243	245	249.1	280	281	283	286.8	319	320	322	326.2	362	363	365	368.7	408	409	410	414.5	456	458	459	463.4																
Lo/PR	126	127	130	135.4	133	135	138	142.8	140	141	144	149.3	145	147	150	154.9	150	152	155	160.3	157	159	162	167.0																	
75	MBh	18.6	18.8	19.4	20.2	18.4	18.7	19.2	20.0	18.0	18.2	18.7	19.5	17.2	17.4	17.9	18.7	16.2	16.4	17.0	17.8	15.3	15.5	16.1	16.9																
	S/T	0.80	0.72	0.60	0.5	1.00	0.73	0.60	0.5	1.00	0.75	0.63	0.5	1.00	0.77	0.64	0.5	1.00	1.00	0.67	0.5	1.00	1.00	0.71	0.6																
	ΔT	22	20	17	13	22	20	17	13	23	21	17	13	22	20	17	13	22	20	16	13	23	21	18	14																
	kW	1.09	1.08	1.08	1.1	1.20	1.20	1.20	1.2	1.33	1.32	1.32	1.3	1.46	1.46	1.46	1.5	1.61	1.61	1.61	1.61	1.79	1.79	1.79	1.8																
	Amps	3.9	3.9	3.8	3.9	4.4	4.4	4.4	4.4	5.0	4.9	4.9	5.0	5.6	5.6	5.6	5.6	6.3	6.3	6.3	6.3	7.1	7.1	7.1	7.1																
	Hi/PR	245	246	248	251.8	283	284	285	289.4	322	323	325	328.9	364	365	367	371.3	410	411	413	417.1	459	460	462	466.0																
Lo/PR	128	130	133	138.3	136	137	141	145.7	142	144	147	152.3	148	149	153	157.8	153	155	158	163.2	160	162	165	170.0																	

IDB: Entering Indoor Dry Bulb Temperature
 High and low pressures are measured at the liquid and suction service valves.
 Shaded area reflects ACCA (TVA) conditions
 kW = Total system power
 Amps = outdoor unit amps (comp. + fan)

EXPANDED COOLING DATA — GSXM401810** + CA*TA1818*4A* + EEP (CONT.)

IDB	Outdoor Ambient Temperature																													
	65					75					85					95					105					115				
	Airflow	59	63	67	71	59	63	67	71	59	63	67	71	59	63	67	71	59	63	67	71	59	63	67	71	59	63	67	71	
80	MBh	17.9	18.1	18.7	19.5	17.7	18.0	18.5	19.3	17.3	17.5	18.1	18.9	16.5	16.7	17.3	18.1	15.5	15.8	16.3	17.1	14.6	14.9	15.4	16.2	14.6	14.9	15.4	16.2	
	S/T	1.00	0.77	0.64	0.5	1.00	0.78	0.65	0.5	1.00	0.80	0.67	0.5	1.00	0.82	0.69	0.6	1.00	1.00	0.71	0.6	1.00	1.00	0.76	0.6	1.00	1.00	0.76	0.6	
	ΔT	29	27	24	20	29	27	24	20	30	28	24	20	29	27	24	20	29	27	23	20	30	28	25	21	30	28	25	21	
	kW	1.07	1.07	1.07	1.1	1.19	1.19	1.18	1.2	1.31	1.31	1.31	1.3	1.45	1.45	1.45	1.5	1.60	1.60	1.60	1.6	1.78	1.78	1.78	1.8	1.78	1.78	1.78	1.8	
	Amps	3.8	3.8	3.8	3.8	4.3	4.3	4.3	4.4	4.9	4.9	4.9	4.9	5.5	5.5	5.5	5.6	6.2	6.2	6.2	6.2	7.0	7.0	7.0	7.1	7.0	7.0	7.0	7.1	
	Hi PR	240	241	243	247.0	278	279	280	284.6	317	318	320	324.1	360	361	362	366.5	405	407	408	412.3	454	455	457	461.2	454	455	457	461.2	
Lo PR	124	125	128	133.4	131	133	136	140.9	138	139	142	147.4	143	145	148	153.8	148	150	153	158.3	155	157	160	165.1	155	157	160	165.1		
600	MBh	18.2	18.5	19.0	19.8	18.1	18.3	18.9	19.7	17.6	17.9	18.4	19.2	16.8	17.1	17.6	18.4	15.8	16.1	16.6	17.4	15.0	15.2	15.7	16.5	15.0	15.2	15.7	16.5	
	S/T	1.00	0.83	0.70	0.6	1.00	0.83	0.70	0.6	1.00	0.86	0.73	0.6	1.00	1.00	0.75	0.6	1.00	1.00	0.77	0.6	1.00	1.00	0.82	0.7	1.00	1.00	0.82	0.7	
	ΔT	28	26	22	19	28	26	22	18	28	26	23	19	28	26	22	18	28	26	22	18	29	27	23	19	29	27	23	19	
	kW	1.08	1.08	1.08	1.09	1.19	1.19	1.19	1.20	1.32	1.32	1.32	1.33	1.46	1.46	1.46	1.46	1.61	1.61	1.61	1.61	1.79	1.79	1.79	1.79	1.79	1.79	1.79	1.79	
	Amps	3.8	3.8	3.8	3.9	4.4	4.3	4.3	4.4	4.9	4.9	4.9	5.0	5.6	5.6	5.6	5.6	6.3	6.2	6.2	6.2	7.1	7.1	7.1	7.1	7.1	7.1	7.1	7.1	
	Hi PR	243	244	245	249.6	280	281	283	287.2	320	321	323	326.7	362	363	365	369.1	408	409	411	414.9	457	458	460	463.8	457	458	460	463.8	
Lo PR	126	128	131	135.9	134	135	138	143.4	140	142	145	149.9	146	147	150	154.4	151	152	156	160.8	158	159	162	167.6	158	159	162	167.6		
675	MBh	18.7	18.9	19.4	20.3	18.5	18.8	19.3	20.1	18.0	18.3	18.8	19.6	17.2	17.5	18.0	18.8	16.3	16.5	17.1	17.9	15.4	15.6	16.2	17.0	15.4	15.6	16.2	17.0	
	S/T	1.00	0.84	0.71	0.6	1.00	0.85	0.72	0.6	1.00	0.87	0.74	0.6	1.00	1.00	0.76	0.6	1.00	1.00	0.78	0.6	1.00	1.00	0.83	0.7	1.00	1.00	0.83	0.7	
	ΔT	27	25	21	17	27	25	21	17	27	25	21	17	27	25	21	17	26	25	21	17	28	26	22	18	28	26	22	18	
	kW	1.09	1.09	1.08	1.1	1.20	1.20	1.20	1.2	1.33	1.32	1.32	1.3	1.46	1.46	1.46	1.46	1.61	1.61	1.61	1.6	1.79	1.79	1.79	1.8	1.79	1.79	1.79	1.8	
	Amps	3.9	3.9	3.8	3.9	4.4	4.4	4.4	4.4	5.0	5.0	4.9	5.0	5.6	5.6	5.6	5.6	6.3	6.3	6.3	6.3	7.1	7.1	7.1	7.1	7.1	7.1	7.1	7.1	
	Hi PR	245	246	248	252.2	283	284	286	289.9	322	323	325	329.3	365	366	368	371.8	411	412	413	417.6	460	461	462	466.4	460	461	462	466.4	
Lo PR	129	131	134	138.8	136	138	141	146.3	143	144	148	152.8	148	150	153	158.3	154	155	159	163.7	161	162	165	170.5	161	162	165	170.5		

85	MBh	18.2	18.4	19.0	19.8	18.0	18.3	18.8	19.6	17.6	17.8	18.4	19.2	16.8	17.0	17.6	18.4	15.8	16.1	16.6	17.4	14.9	15.2	15.7	16.5	14.9	15.2	15.7	16.5
	S/T	1.00	0.87	0.74	0.6	1.00	0.87	0.74	0.6	1.00	1.00	0.77	0.6	1.00	1.00	0.79	0.7	1.00	1.00	0.81	0.7	1.00	1.00	1.00	0.7	1.00	1.00	1.00	0.7
	ΔT	33	31	28	24	33	31	28	24	33	32	28	24	33	31	28	24	33	31	27	23	34	32	29	25	34	32	29	25
	kW	1.08	1.07	1.07	1.1	1.19	1.19	1.19	1.2	1.32	1.31	1.31	1.3	1.45	1.45	1.45	1.5	1.60	1.60	1.60	1.6	1.78	1.78	1.78	1.8	1.78	1.78	1.78	1.8
	Amps	3.8	3.8	3.8	3.8	4.3	4.3	4.3	4.4	4.9	4.9	4.9	4.9	5.5	5.5	5.5	5.6	6.2	6.2	6.2	6.2	7.1	7.0	7.0	7.1	7.1	7.0	7.0	7.1
	Hi PR	241	242	244	248.1	279	280	282	285.8	318	319	321	325.2	361	362	364	367.7	407	408	409	413.5	455	456	458	462.3	455	456	458	462.3
Lo PR	125	127	130	135.3	133	134	138	142.7	139	141	144	149.2	145	146	150	154.7	150	152	155	160.1	157	159	162	166.9	157	159	162	166.9	
600	MBh	18.5	18.8	19.3	20.1	18.4	18.6	19.2	20.0	17.9	18.2	18.7	19.5	17.1	17.4	17.9	18.7	16.1	16.4	16.9	17.7	15.3	15.5	16.0	16.8	15.3	15.5	16.0	16.8
	S/T	1.00	0.92	0.79	0.7	1.00	1.00	0.80	0.7	1.00	1.00	0.82	0.7	1.00	1.00	0.84	0.7	1.00	1.00	0.86	0.7	1.00	1.00	1.00	0.8	1.00	1.00	1.00	0.8
	ΔT	32	30	26	22	32	30	26	22	32	30	26	23	32	30	26	22	32	30	26	22	33	31	27	23	33	31	27	23
	kW	1.08	1.08	1.08	1.09	1.20	1.19	1.19	1.20	1.32	1.32	1.32	1.33	1.46	1.46	1.46	1.46	1.61	1.61	1.61	1.62	1.79	1.79	1.79	1.80	1.79	1.79	1.79	1.80
	Amps	3.8	3.8	3.8	3.9	4.4	4.4	4.3	4.4	4.9	4.9	4.9	5.0	5.6	5.6	5.6	5.6	6.3	6.3	6.3	6.3	7.1	7.1	7.1	7.1	7.1	7.1	7.1	7.1
	Hi PR	244	245	247	250.7	281	283	284	288.3	321	322	324	327.8	363	364	366	370.3	409	410	412	416.1	458	459	461	464.9	458	459	461	464.9
Lo PR	128	129	133	137.8	135	137	140	145.2	142	143	147	151.7	147	149	152	157.2	153	154	157	162.6	160	161	164	169.4	160	161	164	169.4	
675	MBh	19.0	19.2	19.7	20.6	18.8	19.1	19.6	20.4	18.3	18.6	19.1	19.9	17.5	17.8	18.3	19.1	16.6	16.8	17.4	18.2	15.7	15.9	16.5	17.3	15.7	15.9	16.5	17.3
	S/T	1.00	0.94	0.81	0.7	1.00	1.00	0.82	0.7	1.00	1.00	0.84	0.7	1.00	1.00	0.86	0.7	1.00	1.00	0.88	0.7	1.00	1.00	1.00	0.8	1.00	1.00	1.00	0.8
	ΔT	31	29	25	21	31	29	25	21	31	29	25	21	31	29	25	21	30	28	25	21	32	30	26	22	32	30	26	22
	kW	1.09	1.09	1.09	1.1	1.20	1.20	1.20	1.2	1.33	1.33	1.32	1.3	1.46	1.46	1.46	1.46	1.62	1.62	1.62	1.6	1.80	1.80	1.80	1.8	1.80	1.80	1.80	1.8
	Amps	3.9	3.9	3.9	3.9	4.4	4.4	4.4	4.4	5.0	5.0	5.0	5.0	5.6	5.6	5.6	5.6	6.3	6.3	6.3	6.3	7.1	7.1	7.1	7.1	7.1	7.1	7.1	7.1
	Hi PR	246	247	249	253.3	284	285	287	291.0	324	325	326	330.4	366	367	369	372.9	412	413	415	418.7	461	462	463	467.6	461	462	463	467.6
Lo PR	131	132	135	140.7	138	140	143	148.1	145	146	149	154.6	150	152	155	160.1	156	157	160	165.6	162	164	167	172.3	162	164	167	172.3	

IDB: Entering Indoor Dry Bulb Temperature
High and low pressures are measured at the liquid and suction service valves.
Shaded area reflects AHRI conditions
kW = Total system power
Amps = outdoor unit amps (comp.+fan)

EXPANDED COOLING DATA — GSXM402410** + CA*TA2422*4A* + EEP

IDB	OUTDOOR AMBIENT TEMPERATURE																AIRFLOW								
	65				75				85				95					105				115			
	59	63	67	71	59	63	67	71	59	63	67	71	59	63	67	71		59	63	67	71	59	63	67	71
70	ENTERING INDOOR WET BULB TEMPERATURE																								
	MBh	24.0	24.4	25.1	26.2	23.8	24.2	24.9	26.0	23.2	23.5	24.2	25.3	22.1	22.4	23.2	24.3	20.8	21.1	21.8	23.0	19.6	19.9	20.6	21.7
	S/T	0.58	0.51	0.38	-	0.58	0.51	0.38	-	0.61	0.54	0.41	-	0.63	0.55	0.43	-	1.00	0.57	0.45	-	1.00	0.62	0.49	-
	ΔT	20	18	15	-	20	18	15	-	20	18	15	-	20	18	15	-	20	18	14	-	21	19	15	-
	KW	1.43	1.43	1.42	-	1.58	1.58	1.57	-	1.74	1.74	1.74	-	1.92	1.92	1.92	-	2.13	2.12	2.12	-	2.36	2.36	2.36	-
	Amps	4.9	4.9	4.9	-	5.6	5.6	5.6	-	6.4	6.4	6.3	-	7.2	7.2	7.2	-	8.1	8.1	8.1	-	9.2	9.2	9.2	-
	HI PR	239	240	241	-	276	277	279	-	316	317	318	-	358	359	361	-	404	405	406	-	453	454	455	-
	LO PR	122	124	127	-	129	131	134	-	136	137	141	-	141	143	146	-	147	148	151	-	154	155	158	-
	MBh	24.3	24.7	25.4	-	24.1	24.4	25.2	-	23.5	23.8	24.5	-	22.4	22.7	23.5	-	21.1	21.4	22.1	-	19.9	20.2	20.9	-
	S/T	0.63	0.56	0.43	-	0.64	0.57	0.44	-	0.66	0.59	0.46	-	1.00	0.61	0.48	-	1.00	0.63	0.50	-	1.00	0.68	0.55	-
ΔT	19	17	14	-	19	17	13	-	19	17	14	-	19	17	13	-	19	17	13	-	20	18	14	-	
KW	1.44	1.43	1.43	-	1.58	1.58	1.58	-	1.75	1.75	1.75	-	1.93	1.93	1.93	-	2.13	2.13	2.13	-	2.37	2.37	2.37	-	
Amps	5.0	4.9	4.9	-	5.6	5.6	5.6	-	6.4	6.4	6.4	-	7.2	7.2	7.2	-	8.1	8.1	8.1	-	9.2	9.2	9.2	-	
HI PR	240	241	243	-	278	279	281	-	317	319	320	-	360	361	363	-	406	407	408	-	455	456	457	-	
LO PR	124	125	128	-	131	133	136	-	138	139	142	-	143	145	148	-	149	150	153	-	155	157	160	-	
MBh	24.8	25.1	25.8	-	24.6	24.9	25.6	-	24.0	24.3	25.0	-	22.9	23.2	23.9	-	21.6	21.9	22.6	-	20.3	20.7	21.4	-	
S/T	0.67	0.60	0.47	-	0.67	0.60	0.47	-	0.70	0.63	0.50	-	1.00	0.64	0.51	-	1.00	0.66	0.54	-	1.00	0.71	0.58	-	
ΔT	18	16	12	-	18	16	12	-	18	16	13	-	18	16	12	-	17	16	12	-	19	17	13	-	
KW	1.44	1.44	1.44	-	1.59	1.59	1.59	-	1.76	1.76	1.76	-	1.94	1.94	1.94	-	2.14	2.14	2.14	-	2.38	2.38	2.37	-	
Amps	5.0	5.0	5.0	-	5.7	5.7	5.7	-	6.4	6.4	6.4	-	7.3	7.3	7.2	-	8.2	8.2	8.2	-	9.3	9.3	9.2	-	
HI PR	243	244	246	-	280	281	283	-	320	321	323	-	362	363	365	-	408	409	411	-	457	458	460	-	
LO PR	126	128	131	-	134	135	138	-	140	142	145	-	146	147	150	-	151	152	156	-	158	159	162	-	
75	ENTERING INDOOR WET BULB TEMPERATURE																								
	MBh	24.0	24.4	25.1	26.2	23.8	24.2	24.9	26.0	23.2	23.5	24.3	25.3	22.1	22.5	23.2	24.3	20.8	21.1	21.9	23.0	19.6	19.9	20.7	21.7
	S/T	0.70	0.63	0.50	0.4	0.71	0.63	0.51	0.4	1.00	0.66	0.53	0.4	1.00	0.68	0.55	0.4	1.00	0.70	0.57	0.4	1.00	1.00	0.62	0.5
	ΔT	24	22	19	15	24	22	19	15	24	22	19	15	24	22	19	15	24	22	18	15	25	23	19	16
	KW	1.43	1.43	1.42	1.4	1.58	1.58	1.57	1.6	1.74	1.74	1.74	1.8	1.92	1.92	1.92	1.9	2.12	2.12	2.12	2.1	2.36	2.36	2.36	2.4
	Amps	4.9	4.9	4.9	5.0	5.6	5.6	5.6	5.6	6.4	6.4	6.3	6.4	7.2	7.2	7.2	7.2	8.1	8.1	8.1	8.1	9.2	9.2	9.2	9.2
	HI PR	239	240	241	245.6	276	277	279	283.2	316	317	318	322.6	358	359	361	365.1	404	405	407	410.8	453	454	456	459.7
	LO PR	122	124	127	131.9	129	131	134	139.3	136	137	141	145.8	141	143	146	151.3	147	148	151	156.7	154	155	158	163.4
	MBh	24.3	24.7	25.4	26.5	24.1	24.5	25.2	26.3	23.5	23.8	24.6	25.6	22.4	22.8	23.5	24.6	21.1	21.4	22.2	23.3	19.9	20.2	21.0	22.0
	S/T	0.75	0.68	0.55	0.4	0.76	0.69	0.56	0.4	1.00	0.71	0.58	0.4	1.00	0.73	0.60	0.5	1.00	0.75	0.62	0.5	1.00	1.00	0.67	0.5
ΔT	23	21	18	14	23	21	18	14	23	21	18	14	23	21	18	14	23	21	17	14	24	22	18	15	
KW	1.43	1.43	1.43	1.44	1.58	1.58	1.58	1.59	1.75	1.75	1.75	1.76	1.93	1.93	1.93	1.94	2.13	2.13	2.13	2.14	2.37	2.37	2.36	2.38	
Amps	4.9	4.9	4.9	5.0	5.6	5.6	5.6	5.7	6.4	6.4	6.4	6.4	7.2	7.2	7.2	7.3	8.1	8.1	8.1	8.2	9.2	9.2	9.2	9.3	
HI PR	241	242	243	247.5	278	279	281	285.1	318	319	320	324.6	360	361	363	367.0	406	407	409	412.8	455	456	457	461.6	
LO PR	124	125	128	133.6	131	133	136	141.0	138	139	142	147.5	143	145	148	153.0	149	150	153	158.4	155	157	160	165.1	
MBh	24.8	25.1	25.9	27.0	24.6	24.9	25.6	26.7	24.0	24.3	25.0	26.1	22.9	23.2	23.9	25.0	21.6	21.9	22.6	23.7	20.4	20.7	21.4	22.5	
S/T	0.79	0.72	0.59	0.5	1.00	0.72	0.60	0.5	1.00	0.75	0.62	0.5	1.00	0.77	0.64	0.5	1.00	0.79	0.66	0.5	1.00	1.00	0.71	0.6	
ΔT	22	20	16	13	22	20	16	13	22	20	17	13	22	20	16	13	21	20	16	13	23	21	17	14	
KW	1.44	1.44	1.44	1.4	1.59	1.59	1.59	1.6	1.76	1.76	1.75	1.8	1.94	1.94	1.93	1.9	2.14	2.14	2.14	2.1	2.38	2.38	2.37	2.4	
Amps	5.0	5.0	5.0	5.0	5.7	5.7	5.7	5.7	6.4	6.4	6.4	6.5	7.3	7.3	7.2	7.3	8.2	8.2	8.2	8.2	9.3	9.3	9.2	9.3	
HI PR	243	244	246	249.9	281	282	283	287.5	320	321	323	326.9	363	364	365	369.4	408	409	411	415.1	457	458	460	464.0	
LO PR	126	128	131	136.0	134	135	138	143.4	140	142	145	149.9	146	147	150	155.4	151	153	156	160.8	158	159	162	167.6	

IDB: Entering Indoor Dry Bulb Temperature
 High and low pressures are measured at the liquid and suction service valves.
 Shaded area reflects ACCA (TVA) conditions
 kW = Total system power
 Amps = outdoor unit amps (comp.-fan)

EXPANDED COOLING DATA — GSXM402410** + CA*TA2422*4A* + EEP (CONT.)

IDB	AIRFLOW	OUTDOOR AMBIENT TEMPERATURE																							
		65				75				85				95				105				115			
		59	63	67	71	59	63	67	71	59	63	67	71	59	63	67	71	59	63	67	71	59	63	67	71
80	MBh	24.2	24.5	25.2	26.3	23.9	24.3	25.0	26.1	23.3	23.7	24.4	25.5	22.2	22.6	23.3	24.4	20.9	21.3	22.0	23.1	19.7	20.1	20.8	21.9
	S/T	1.00	0.75	0.62	0.5	1.00	0.75	0.62	0.5	1.00	0.78	0.65	0.5	1.00	0.80	0.67	0.5	1.00	1.00	0.69	0.6	1.00	1.00	0.74	0.6
	ΔT	28	26	23	19	28	26	23	19	28	26	23	19	28	26	23	19	28	26	22	19	29	27	24	20
	KW	1.43	1.43	1.42	1.4	1.58	1.58	1.57	1.6	1.74	1.74	1.74	1.8	1.92	1.92	1.92	1.9	2.13	2.12	2.12	2.1	2.36	2.36	2.36	2.4
	Amps	4.9	4.9	4.9	5.0	5.6	5.6	5.6	5.6	6.4	6.4	6.3	6.4	7.2	7.2	7.2	7.2	8.1	8.1	8.1	8.1	9.2	9.2	9.2	9.2
	HI PR	239	240	242	246.0	277	278	279	283.7	316	317	319	323.1	359	360	361	365.5	404	405	407	411.3	453	454	456	460.1
LO PR	123	124	127	132.4	130	132	135	139.8	137	138	141	146.3	142	144	147	151.8	147	149	152	157.2	154	156	159	164.0	
80	MBh	24.5	24.8	25.5	26.6	24.2	24.6	25.3	26.4	23.6	24.0	24.7	25.8	22.5	22.9	23.6	24.7	21.2	21.6	22.3	23.4	20.0	20.4	21.1	22.2
	S/T	1.00	0.80	0.67	0.5	1.00	0.81	0.68	0.5	1.00	0.83	0.70	0.6	1.00	0.85	0.72	0.6	1.00	1.00	0.74	0.6	1.00	1.00	0.79	0.7
	ΔT	27	25	22	18	27	25	22	18	27	25	22	18	27	25	22	18	27	25	21	18	28	26	23	19
	KW	1.44	1.43	1.43	1.44	1.58	1.58	1.58	1.59	1.75	1.75	1.75	1.76	1.93	1.93	1.93	1.93	2.13	2.13	2.13	2.14	2.37	2.37	2.37	2.38
	Amps	5.0	4.9	4.9	5.0	5.6	5.6	5.6	5.7	6.4	6.4	6.4	6.4	7.2	7.2	7.2	7.3	8.1	8.1	8.1	8.2	9.2	9.2	9.2	9.3
	HI PR	241	242	244	248.0	279	280	281	285.6	318	319	321	325.0	361	362	363	367.4	406	407	409	413.2	455	456	458	462.0
LO PR	124	126	129	134.1	132	133	136	141.5	138	140	143	148.0	144	145	148	153.5	149	151	154	158.9	156	157	160	165.7	
915	MBh	24.9	25.3	26.0	27.1	24.7	25.1	25.8	26.9	24.1	24.4	25.1	26.2	23.0	23.3	24.1	25.2	21.7	22.0	22.7	23.8	20.5	20.8	21.5	22.6
	S/T	1.00	0.84	0.71	0.6	1.00	0.84	0.71	0.6	1.00	0.87	0.74	0.6	1.00	1.00	0.76	0.6	1.00	1.00	0.78	0.6	1.00	1.00	0.83	0.7
	ΔT	26	24	21	17	26	24	20	17	26	24	21	17	26	24	20	17	26	24	20	17	27	25	21	18
	KW	1.44	1.44	1.44	1.5	1.59	1.59	1.59	1.6	1.76	1.76	1.76	1.8	1.94	1.94	1.94	1.9	2.14	2.14	2.14	2.1	2.38	2.38	2.37	2.4
	Amps	5.0	5.0	5.0	5.0	5.7	5.7	5.7	5.7	6.4	6.4	6.4	6.5	7.3	7.3	7.2	7.3	8.2	8.2	8.2	8.2	9.3	9.3	9.2	9.3
	HI PR	243	245	246	250.3	281	282	284	288.0	321	322	323	327.4	363	364	366	369.8	409	410	411	415.6	458	459	460	464.4
LO PR	127	128	131	136.5	134	136	139	144.0	141	142	145	150.5	146	148	151	156.0	152	153	156	161.3	158	160	163	168.1	

85	MBh	24.6	24.9	25.6	26.7	24.4	24.7	25.4	26.5	23.7	24.1	24.8	25.9	22.6	23.0	23.7	24.8	21.3	21.7	22.4	23.5	20.1	20.5	21.2	22.3
	S/T	1.00	0.84	0.71	0.6	1.00	0.85	0.72	0.6	1.00	1.00	0.74	0.6	1.00	1.00	0.76	0.6	1.00	1.00	0.78	0.6	1.00	1.00	1.00	0.7
	ΔT	32	30	26	23	32	30	26	23	32	30	27	23	32	30	26	23	31	29	26	22	32	31	27	24
	KW	1.43	1.43	1.43	1.4	1.58	1.58	1.58	1.6	1.75	1.75	1.74	1.8	1.93	1.93	1.92	1.9	2.13	2.13	2.12	2.1	2.36	2.36	2.36	2.4
	Amps	4.9	4.9	4.9	5.0	5.6	5.6	5.6	5.7	6.4	6.4	6.4	6.4	7.2	7.2	7.2	7.2	8.1	8.1	8.1	8.1	9.2	9.2	9.2	9.2
	HI PR	240	241	243	247.2	278	279	281	284.8	317	318	320	324.2	360	361	362	366.6	406	407	408	412.4	454	455	457	461.2
LO PR	124	126	129	134.2	132	133	136	141.6	138	140	143	148.1	144	145	148	153.6	149	151	154	159.0	156	157	161	165.8	
85	MBh	24.9	25.2	25.9	27.0	24.7	25.0	25.7	26.8	24.0	24.4	25.1	26.2	22.9	23.3	24.0	25.1	21.6	22.0	22.7	23.8	20.4	20.8	21.5	22.6
	S/T	1.00	0.90	0.77	0.6	1.00	0.90	0.77	0.6	1.00	1.00	0.80	0.7	1.00	1.00	0.82	0.7	1.00	1.00	0.84	0.7	1.00	1.00	1.00	0.8
	ΔT	31	29	25	22	31	29	25	22	31	29	25	22	31	29	25	22	30	28	25	21	31	30	26	23
	KW	1.44	1.44	1.43	1.45	1.59	1.59	1.58	1.59	1.75	1.75	1.75	1.76	1.93	1.93	1.93	1.94	2.14	2.13	2.13	2.14	2.37	2.37	2.37	2.38
	Amps	5.0	5.0	4.9	5.0	5.6	5.6	5.6	5.7	6.4	6.4	6.4	6.4	7.2	7.2	7.2	7.3	8.2	8.2	8.1	8.2	9.2	9.2	9.2	9.3
	HI PR	242	243	245	249.1	280	281	283	286.7	319	320	322	326.1	362	363	364	368.6	407	408	410	414.3	456	457	459	463.2
LO PR	126	128	131	135.9	134	135	138	143.4	140	142	145	149.9	146	147	150	155.4	151	152	156	160.7	158	159	162	167.5	
915	MBh	25.3	25.7	26.4	27.5	25.1	25.5	26.2	27.3	24.5	24.8	25.5	26.6	23.4	23.8	24.5	25.6	22.1	22.4	23.2	24.2	20.9	21.2	21.9	23.0
	S/T	1.00	0.93	0.80	0.7	1.00	1.00	0.81	0.7	1.00	1.00	0.83	0.7	1.00	1.00	0.85	0.7	1.00	1.00	0.87	0.7	1.00	1.00	1.00	0.8
	ΔT	29	28	24	21	29	28	24	21	30	28	24	21	29	28	24	21	29	27	24	20	30	28	25	21
	KW	1.45	1.44	1.44	1.5	1.59	1.59	1.59	1.6	1.76	1.76	1.76	1.8	1.94	1.94	1.94	1.9	2.14	2.14	2.14	2.2	2.38	2.38	2.38	2.4
	Amps	5.0	5.0	5.0	5.0	5.7	5.7	5.7	5.7	6.4	6.4	6.4	6.5	7.3	7.3	7.3	7.3	8.2	8.2	8.2	8.2	9.3	9.3	9.3	9.3
	HI PR	245	246	247	251.5	282	283	285	289.1	322	323	324	328.5	364	365	367	370.9	410	411	413	416.7	459	460	461	465.5
LO PR	129	130	133	138.4	136	137	141	145.8	142	144	147	152.3	148	149	153	157.8	153	155	158	163.2	160	162	165	169.9	

IDB: Entering Indoor Dry Bulb Temperature
 High and low pressures are measured at the liquid and suction service valves.
 Shaded area reflects AHRI conditions
 kW = Total system power
 Amps = outdoor unit amps (comp.+fan)

EXPANDED COOLING DATA — GSXM403010** + CA*TA3022*4A* + EEP

IDB		OUTDOOR AMBIENT TEMPERATURE																																															
		65								75								85								95								105								115							
		AIRFLOW		59	63	67	71	59	63	67	71	59	63	67	71	59	63	67	71	59	63	67	71	59	63	67	71	59	63	67	71	59	63	67	71														
70	860	MBh	28.9	29.3	30.1	-	27.8	28.2	29.1	-	26.5	26.9	27.8	-	25.0	25.4	26.2	-	23.5	23.9	24.8	-	23.5	23.9	24.8	-	23.5	23.9	24.8	-	23.5	23.9	24.8	-															
		S/T	0.58	0.51	0.38	-	0.61	0.54	0.41	-	0.63	0.56	0.42	-	1.00	0.58	0.45	-	1.00	0.63	0.50	-	1.00	0.63	0.50	-	1.00	0.63	0.50	-	1.00	0.63	0.50	-															
		ΔT	19	18	14	-	20	18	14	-	19	18	14	-	19	17	14	-	20	18	15	-	20	18	15	-	20	18	15	-	20	18	15	-															
		KW	1.69	1.69	1.69	-	2.06	2.06	2.06	-	2.27	2.27	2.27	-	2.50	2.50	2.50	-	2.78	2.78	2.78	-	2.78	2.78	2.78	-	2.78	2.78	2.78	-	2.78	2.78	2.78	-															
		Amps	5.7	5.7	5.7	-	7.4	7.4	7.4	-	8.4	8.4	8.4	-	9.4	9.4	9.4	-	10.7	10.7	10.7	-	10.7	10.7	10.7	-	10.7	10.7	10.7	-	10.7	10.7	10.7	-															
	1000	HI PR	236	237	238	-	273	274	276	-	312	313	315	-	354	355	356	-	399	400	402	-	447	448	450	-	447	448	450	-	447	448	450	-	447	448	450	-											
		LO PR	121	122	125	-	128	130	133	-	134	136	139	-	140	141	145	-	145	147	150	-	152	153	157	-	152	153	157	-	152	153	157	-															
		MBh	29.3	29.7	30.5	-	29.0	29.4	30.3	-	28.3	28.7	29.5	-	27.0	27.4	28.2	-	25.4	25.8	26.6	-	23.9	24.3	25.2	-	23.9	24.3	25.2	-	23.9	24.3	25.2	-															
		S/T	0.65	0.57	0.44	-	0.66	0.58	0.45	-	0.68	0.61	0.47	-	0.70	0.62	0.49	-	1.00	0.65	0.51	-	1.00	0.70	0.56	-	1.00	0.70	0.56	-	1.00	0.70	0.56	-															
		ΔT	18	16	13	-	18	16	13	-	18	16	13	-	18	16	13	-	18	16	13	-	19	17	14	-	19	17	14	-	19	17	14	-															
1090	KW	1.70	1.70	1.70	-	1.88	1.88	1.87	-	2.07	2.07	2.07	-	2.28	2.28	2.28	-	2.52	2.51	2.51	-	2.79	2.79	2.79	-	2.79	2.79	2.79	-	2.79	2.79	2.79	-																
	Amps	5.8	5.8	5.8	-	6.6	6.6	6.6	-	7.5	7.5	7.4	-	8.4	8.4	8.4	-	9.5	9.5	9.5	-	10.7	10.7	10.7	-	10.7	10.7	10.7	-	10.7	10.7	10.7	-																
	HI PR	238	239	241	-	275	276	278	-	314	315	317	-	356	357	359	-	401	402	404	-	450	451	452	-	450	451	452	-	450	451	452	-																
	LO PR	123	124	127	-	130	132	135	-	136	138	141	-	142	143	147	-	147	149	152	-	154	155	159	-	154	155	159	-	154	155	159	-																
	MBh	29.6	30.0	30.9	-	29.3	29.7	30.6	-	28.6	29.0	29.9	-	27.3	27.7	28.6	-	25.7	26.1	27.0	-	24.2	24.7	25.5	-	24.2	24.7	25.5	-	24.2	24.7	25.5	-																
75	860	S/T	0.68	0.60	0.47	-	0.68	0.61	0.47	-	0.71	0.63	0.50	-	1.00	0.65	0.52	-	1.00	0.67	0.54	-	1.00	0.72	0.59	-	1.00	0.72	0.59	-	1.00	0.72	0.59	-															
		ΔT	18	16	12	-	17	16	12	-	18	16	13	-	17	16	12	-	17	15	12	-	18	17	13	-	18	17	13	-	18	17	13	-															
		KW	1.69	1.69	1.69	-	1.87	1.87	1.86	-	2.06	2.06	2.06	-	2.27	2.27	2.27	-	2.50	2.50	2.50	-	2.78	2.78	2.78	-	2.78	2.78	2.78	-	2.78	2.78	2.78	-															
		Amps	5.7	5.7	5.7	-	6.5	6.5	6.6	-	7.4	7.4	7.4	-	8.4	8.4	8.4	-	9.4	9.4	9.4	-	10.7	10.7	10.7	-	10.7	10.7	10.7	-	10.7	10.7	10.7	-															
		HI PR	236	237	239	-	273	274	276	-	312	313	315	-	354	355	357	-	399	400	402	-	447	448	450	-	447	448	450	-	447	448	450	-															
	1000	LO PR	121	122	125	-	128	130	133	-	136	138	141	-	142	143	147	-	147	149	152	-	154	155	159	-	154	155	159	-	154	155	159	-															
		MBh	28.9	29.3	30.1	-	27.8	28.2	29.1	-	26.5	26.9	27.8	-	25.0	25.4	26.2	-	23.5	23.9	24.8	-	23.5	23.9	24.8	-	23.5	23.9	24.8	-	23.5	23.9	24.8	-															
		S/T	0.71	0.63	0.50	-	0.71	0.66	0.53	-	0.73	0.66	0.53	-	1.00	0.73	0.60	-	1.00	0.77	0.64	-	1.00	1.00	0.69	-	1.00	1.00	0.69	-	1.00	1.00	0.69	-															
		ΔT	22	20	17	-	22	20	17	-	22	21	17	-	22	20	17	-	22	20	17	-	23	21	18	-	23	21	18	-	23	21	18	-															
		KW	1.70	1.70	1.70	-	1.88	1.88	1.87	-	2.07	2.07	2.07	-	2.28	2.28	2.28	-	2.51	2.51	2.51	-	2.79	2.79	2.79	-	2.79	2.79	2.79	-	2.79	2.79	2.79	-															
1090	Amps	5.8	5.8	5.8	-	6.6	6.6	6.6	-	7.5	7.5	7.5	-	8.4	8.4	8.4	-	9.5	9.5	9.5	-	10.8	10.8	10.8	-	10.8	10.8	10.8	-	10.8	10.8	10.8	-	10.8	10.8	10.8	-												
	HI PR	238	239	241	-	275	276	278	-	314	315	317	-	356	357	359	-	401	402	404	-	450	451	452	-	450	451	452	-	450	451	452	-																
	LO PR	121	122	125	-	130	132	135	-	136	138	141	-	142	143	147	-	147	149	152	-	154	155	159	-	154	155	159	-	154	155	159	-																
	MBh	29.3	29.7	30.6	-	29.0	29.4	30.3	-	28.3	28.7	29.5	-	27.0	27.4	28.2	-	25.4	25.8	26.6	-	23.9	24.3	25.2	-	23.9	24.3	25.2	-	23.9	24.3	25.2	-																
	S/T	0.77	0.70	0.57	-	0.78	0.71	0.57	-	0.80	0.73	0.60	-	1.00	0.78	0.64	-	1.00	0.80	0.67	-	1.00	1.00	0.72	-	1.00	1.00	0.72	-	1.00	1.00	0.72	-																

IDB: Entering Indoor Dry Bulb Temperature
 High and low pressures are measured at the liquid and suction service valves.
 Shaded area reflects ACCA (TVA) conditions
 kW = Total system power
 Amps = outdoor unit amps (comp. + fan)

EXPANDED COOLING DATA — GSXM403010** + CA*TA3022*4A* + EEP (CONT.)

IDB	Airflow	Outdoor Ambient Temperature																							
		65				75				85				95				105				115			
		59	63	67	71	59	63	67	71	59	63	67	71	59	63	67	71	59	63	67	71	59	63	67	71
80	MBh	29.0	29.4	30.3	31.6	28.8	29.2	30.0	31.4	28.0	28.4	29.3	30.6	26.7	27.1	28.0	29.3	25.1	25.5	26.4	27.7	23.7	24.1	24.9	26.3
	S/T	0.83	0.76	0.62	0.5	1.00	0.76	0.63	0.5	1.00	0.79	0.65	0.5	1.00	0.80	0.67	0.5	1.00	1.00	0.69	0.6	1.00	1.00	0.74	0.6
	ΔT	27	25	22	19	27	25	22	19	27	26	22	19	27	25	22	19	27	25	22	18	28	26	23	20
	KW	1.69	1.69	1.69	1.7	1.87	1.87	1.86	1.9	2.06	2.06	2.06	2.1	2.27	2.27	2.27	2.3	2.50	2.50	2.50	2.5	2.78	2.78	2.77	2.8
	Amps	5.7	5.7	5.7	5.8	6.5	6.5	6.5	6.6	7.4	7.4	7.4	7.5	8.4	8.4	8.4	8.4	9.4	9.4	9.4	9.5	10.7	10.7	10.7	10.7
	HI PR	236	237	239	243.0	273	274	276	280.3	312	313	315	319.3	354	355	357	361.2	400	401	402	406.5	448	449	451	454.8
LO PR	121	123	126	131.0	129	130	133	138.3	135	137	140	144.8	141	142	145	150.2	146	147	150	155.6	153	154	157	162.3	
1000	MBh	29.4	29.8	30.7	32.0	29.2	29.6	30.5	31.8	28.4	28.8	29.7	31.0	27.1	27.5	28.4	29.7	25.5	26.0	26.8	28.1	24.1	24.5	25.4	26.7
	S/T	1.00	0.82	0.69	0.6	1.00	0.83	0.70	0.6	1.00	0.85	0.72	0.6	1.00	0.87	0.74	0.6	1.00	1.00	0.76	0.6	1.00	1.00	0.81	0.7
	ΔT	26	24	21	17	26	24	21	17	26	24	21	18	26	24	21	17	26	24	21	17	27	25	22	18
	KW	1.70	1.70	1.70	1.71	1.88	1.88	1.87	1.89	2.07	2.07	2.07	2.08	2.28	2.28	2.28	2.29	2.51	2.51	2.51	2.52	2.79	2.79	2.79	2.80
	Amps	5.8	5.8	5.8	5.8	6.6	6.6	6.6	6.6	7.5	7.5	7.4	7.5	8.4	8.4	8.4	8.5	9.5	9.5	9.5	9.5	10.7	10.7	10.7	10.8
	HI PR	239	240	241	245.3	276	277	278	282.5	315	316	317	321.5	357	358	359	363.5	402	403	405	408.8	450	451	453	457.1
LO PR	123	125	128	133.0	131	132	135	140.3	137	139	142	146.8	142	144	147	152.2	148	149	152	157.6	155	156	159	164.3	
1090	MBh	29.8	30.2	31.0	32.3	29.5	29.9	30.8	32.1	28.7	29.2	30.0	31.3	27.4	27.9	28.7	30.0	25.9	26.3	27.1	28.5	24.4	24.8	25.7	27.0
	S/T	1.00	0.85	0.72	0.6	1.00	0.86	0.72	0.6	1.00	0.88	0.75	0.6	1.00	1.00	0.77	0.6	1.00	1.00	0.79	0.6	1.00	1.00	0.84	0.7
	ΔT	25	24	20	17	25	24	20	17	26	24	20	17	25	24	20	17	25	23	20	17	26	24	21	18
	KW	1.71	1.71	1.71	1.7	1.88	1.88	1.88	1.9	2.08	2.08	2.07	2.1	2.29	2.29	2.28	2.3	2.52	2.52	2.52	2.5	2.79	2.79	2.79	2.8
	Amps	5.8	5.8	5.8	5.8	6.6	6.6	6.6	6.6	7.5	7.5	7.5	7.5	8.4	8.4	8.4	8.5	9.5	9.5	9.5	9.6	10.8	10.8	10.8	10.8
	HI PR	240	241	243	246.7	277	278	280	283.9	316	317	319	322.9	358	359	361	364.9	403	404	406	410.2	452	453	454	458.5
LO PR	125	126	129	134.4	132	133	137	141.7	138	140	143	148.2	144	145	148	153.6	149	151	154	159.0	156	157	160	165.6	

860	MBh	29.5	29.9	30.8	32.1	29.2	29.7	30.5	31.8	28.5	28.9	29.8	31.1	27.2	27.6	28.5	29.8	25.6	26.0	26.9	28.2	24.2	24.6	25.4	26.7
	S/T	1.00	0.85	0.72	0.6	1.00	0.86	0.73	0.6	1.00	1.00	0.75	0.6	1.00	1.00	0.77	0.6	1.00	1.00	0.79	0.7	1.00	1.00	1.00	0.7
	ΔT	31	29	26	22	31	29	26	22	31	29	26	22	31	29	26	22	30	29	25	22	32	30	26	23
	KW	1.70	1.70	1.69	1.7	1.87	1.87	1.87	1.9	2.06	2.06	2.06	2.1	2.27	2.27	2.27	2.3	2.51	2.51	2.50	2.5	2.78	2.78	2.78	2.8
	Amps	5.8	5.7	5.7	5.8	6.5	6.5	6.5	6.6	7.4	7.4	7.4	7.5	8.4	8.4	8.4	8.4	9.5	9.5	9.4	9.5	10.7	10.7	10.7	10.8
	HI PR	237	238	240	244.2	275	276	277	281.4	314	315	316	320.4	356	357	358	362.4	401	402	404	407.6	449	450	452	455.9
LO PR	123	125	128	132.8	130	132	135	140.2	137	138	141	146.6	142	144	147	152.0	148	149	152	157.4	154	156	159	164.1	
1000	MBh	29.9	30.3	31.2	32.5	29.7	30.1	30.9	32.3	28.9	29.3	30.2	31.5	27.6	28.0	28.9	30.2	26.0	26.4	27.3	28.6	24.6	25.0	25.9	27.2
	S/T	1.00	0.92	0.79	0.7	1.00	0.93	0.80	0.7	1.00	1.00	0.82	0.7	1.00	1.00	0.84	0.7	1.00	1.00	0.86	0.7	1.00	1.00	1.00	0.8
	ΔT	30	28	24	21	29	28	24	21	30	28	25	21	29	28	24	21	29	27	24	21	30	29	25	22
	KW	1.71	1.71	1.70	1.72	1.88	1.88	1.88	1.89	2.07	2.07	2.07	2.08	2.28	2.28	2.28	2.29	2.52	2.52	2.51	2.53	2.79	2.79	2.79	2.80
	Amps	5.8	5.8	5.8	5.8	6.6	6.6	6.6	6.6	7.5	7.5	7.5	7.5	8.4	8.4	8.4	8.5	9.5	9.5	9.5	9.5	10.8	10.8	10.7	10.8
	HI PR	240	241	242	246.4	277	278	280	283.6	316	317	319	322.6	358	359	361	364.6	403	404	406	409.9	451	452	454	458.2
LO PR	125	127	130	134.8	132	134	137	142.1	139	140	143	148.6	144	146	149	154.0	150	151	154	159.4	156	158	161	166.1	
1090	MBh	30.2	30.7	31.5	32.8	30.0	30.4	31.3	32.6	29.2	29.6	30.5	31.8	27.9	28.3	29.2	30.5	26.3	26.8	27.6	28.9	24.9	25.3	26.2	27.5
	S/T	1.00	0.95	0.82	0.7	1.00	0.95	0.82	0.7	1.00	1.00	0.85	0.7	1.00	1.00	0.87	0.7	1.00	1.00	0.89	0.7	1.00	1.00	1.00	0.8
	ΔT	29	27	24	20	29	27	24	20	29	27	24	21	29	27	24	20	29	27	23	20	30	28	25	21
	KW	1.71	1.71	1.71	1.7	1.89	1.89	1.88	1.9	2.08	2.08	2.08	2.1	2.29	2.29	2.29	2.3	2.52	2.52	2.52	2.5	2.80	2.80	2.79	2.8
	Amps	5.8	5.8	5.8	5.9	6.6	6.6	6.6	6.7	7.5	7.5	7.5	7.5	8.5	8.5	8.4	8.5	9.5	9.5	9.5	9.6	10.8	10.8	10.8	10.8
	HI PR	241	242	244	247.8	278	279	281	285.0	317	318	320	324.0	359	360	362	366.0	404	406	407	411.3	453	454	455	459.6
LO PR	126	128	131	136.2	134	135	138	143.5	140	142	145	150.0	146	147	150	155.4	151	153	156	160.8	158	159	162	167.5	

IDB: Entering Indoor Dry Bulb Temperature
 High and low pressures are measured at the liquid and suction service valves.
 Shaded area reflects AHRI conditions
 kW = Total system power
 Amps = outdoor unit amps (comp.+fan)

EXPANDED COOLING DATA — GSXM403610** + CA*TA3626*4A* + EEP

IDB		OUTDOOR AMBIENT TEMPERATURE																							
		65				75				85				95				105				115			
		59	63	67	71	59	63	67	71	59	63	67	71	59	63	67	71	59	63	67	71	59	63	67	71
		ENTERING INDOOR WET BULB TEMPERATURE																							
AIRFLOW		59	63	67	71	59	63	67	71	59	63	67	71	59	63	67	71	59	63	67	71	59	63	67	71
70	MBh	34.8	35.3	36.3	-	34.4	34.9	36.0	-	33.5	34.0	35.1	-	32.0	32.5	33.5	-	30.1	30.6	31.6	-	28.3	28.8	29.9	-
	S/T	0.59	0.52	0.38	-	0.60	0.52	0.39	-	0.62	0.55	0.41	-	0.64	0.57	0.43	-	1.00	0.59	0.46	-	1.00	0.64	0.51	-
	ΔT	21	19	15	-	21	19	15	-	21	19	16	-	21	19	15	-	21	19	15	-	22	20	16	-
	KW	2.05	2.05	2.04	-	2.27	2.27	2.27	-	2.52	2.52	2.51	-	2.79	2.79	2.78	-	3.09	3.09	3.08	-	3.44	3.44	3.43	-
	Amps	7.1	7.1	7.0	-	8.1	8.1	8.1	-	9.2	9.2	9.2	-	10.5	10.4	10.4	-	11.8	11.8	11.8	-	13.4	13.4	13.4	-
	HI PR	247	248	249	-	286	287	288	-	326	327	329	-	370	371	373	-	418	419	421	-	468	469	471	-
LO PR	121	123	126	-	129	130	133	-	135	137	140	-	141	142	145	-	146	148	151	-	153	154	157	-	
70	MBh	35.3	35.7	36.8	-	34.9	35.4	36.5	-	34.0	34.5	35.6	-	32.5	33.0	34.0	-	30.6	31.0	32.1	-	28.8	29.3	30.3	-
	S/T	0.66	0.58	0.45	-	0.66	0.59	0.45	-	0.69	0.61	0.48	-	0.71	0.63	0.50	-	1.00	0.65	0.52	-	1.00	0.71	0.57	-
	ΔT	20	18	14	-	20	18	14	-	20	18	14	-	20	18	14	-	19	17	14	-	20	19	15	-
	KW	2.06	2.06	2.06	-	2.28	2.28	2.28	-	2.53	2.53	2.53	-	2.80	2.80	2.79	-	3.10	3.10	3.09	-	3.45	3.45	3.45	-
	Amps	7.1	7.1	7.1	-	8.1	8.1	8.1	-	9.3	9.3	9.3	-	10.5	10.5	10.5	-	11.9	11.9	11.9	-	13.5	13.5	13.5	-
	HI PR	249	250	252	-	288	289	291	-	329	330	332	-	373	374	375	-	420	421	423	-	471	472	473	-
LO PR	123	125	128	-	131	132	135	-	137	139	142	-	143	144	147	-	148	149	153	-	155	156	159	-	
70	MBh	35.9	36.4	37.5	-	35.6	36.1	37.2	-	34.7	35.2	36.2	-	33.2	33.6	34.7	-	31.2	31.7	32.8	-	29.5	30.0	31.0	-
	S/T	0.70	0.62	0.49	-	0.70	0.63	0.49	-	0.73	0.65	0.52	-	1.00	0.67	0.54	-	1.00	0.69	0.56	-	1.00	0.74	0.61	-
	ΔT	18	17	13	-	18	16	13	-	19	17	13	-	18	16	13	-	18	16	13	-	19	17	14	-
	KW	2.07	2.07	2.07	-	2.29	2.29	2.29	-	2.54	2.54	2.54	-	2.81	2.81	2.81	-	3.11	3.11	3.11	-	3.46	3.46	3.46	-
	Amps	7.2	7.2	7.2	-	8.2	8.2	8.2	-	9.3	9.3	9.3	-	10.6	10.6	10.5	-	11.9	11.9	11.9	-	13.6	13.5	13.5	-
	HI PR	251	253	254	-	290	291	293	-	331	332	334	-	375	376	378	-	423	424	425	-	473	474	476	-
LO PR	126	127	130	-	133	135	138	-	140	141	144	-	145	147	150	-	150	152	155	-	157	159	162	-	
75	MBh	34.8	35.3	36.3	37.9	34.5	35.0	36.0	37.6	33.6	34.1	35.1	36.7	32.0	32.5	33.5	35.1	30.1	30.6	31.6	33.2	28.3	28.8	29.9	31.5
	S/T	0.72	0.64	0.51	0.4	0.73	0.65	0.52	0.4	1.00	0.68	0.54	0.4	1.00	0.69	0.56	0.4	1.00	0.72	0.58	0.4	1.00	0.77	0.63	0.5
	ΔT	25	23	20	16	25	23	20	16	25	23	20	16	25	23	20	16	25	23	19	16	26	24	20	17
	KW	2.05	2.05	2.04	2.1	2.27	2.27	2.26	2.3	2.52	2.52	2.51	2.5	2.79	2.78	2.78	2.8	3.09	3.08	3.08	3.1	3.44	3.44	3.43	3.4
	Amps	7.1	7.1	7.0	7.1	8.1	8.1	8.1	8.1	9.2	9.2	9.2	9.3	10.5	10.4	10.4	10.5	11.8	11.8	11.8	11.9	13.4	13.4	13.4	13.5
	HI PR	247	248	250	254.0	286	287	289	292.9	327	328	329	333.8	371	372	373	377.7	418	419	421	425.1	469	470	471	475.6
LO PR	121	123	126	131.1	129	130	133	138.5	135	137	140	145.0	141	142	145	150.4	146	148	151	155.8	153	154	157	162.5	
75	MBh	35.3	35.8	36.8	38.4	35.0	35.5	36.5	38.1	34.1	34.5	35.6	37.2	32.5	33.0	34.0	35.6	30.6	31.1	32.1	33.7	28.8	29.3	30.4	32.0
	S/T	0.79	0.71	0.58	0.4	0.79	0.72	0.58	0.4	1.00	0.74	0.61	0.5	1.00	0.76	0.63	0.5	1.00	0.78	0.65	0.5	1.00	1.00	0.70	0.6
	ΔT	24	22	18	15	24	22	18	15	24	22	19	15	24	22	18	15	23	22	18	14	25	23	19	15
	KW	2.06	2.06	2.05	2.07	2.28	2.28	2.28	2.29	2.53	2.53	2.52	2.54	2.80	2.79	2.81	2.81	3.10	3.10	3.09	3.11	3.45	3.45	3.45	3.46
	Amps	7.1	7.1	7.1	7.2	8.1	8.1	8.1	8.2	9.3	9.3	9.3	9.3	10.5	10.5	10.6	10.6	11.9	11.9	11.9	11.9	13.5	13.5	13.5	13.5
	HI PR	249	250	252	256.3	288	289	291	295.2	329	330	332	336.0	373	374	376	380.0	420	421	423	427.3	471	472	474	477.9
LO PR	123	125	128	133.0	131	132	135	140.4	137	139	142	146.9	143	144	147	152.4	148	149	153	157.7	155	156	159	164.5	
75	MBh	36.0	36.4	37.5	39.1	35.6	36.1	37.2	38.8	34.7	35.2	36.3	37.9	33.2	33.7	34.7	36.3	31.3	31.8	32.8	34.4	29.5	30.0	31.1	32.6
	S/T	0.82	0.75	0.61	0.5	0.83	0.75	0.62	0.5	1.00	0.78	0.64	0.5	1.00	0.80	0.66	0.5	1.00	0.82	0.69	0.5	1.00	1.00	0.74	0.6
	ΔT	23	21	17	13	23	21	17	13	23	21	17	14	23	21	17	13	22	20	17	13	24	22	18	14
	KW	2.07	2.07	2.07	2.1	2.29	2.29	2.29	2.3	2.54	2.54	2.54	2.6	2.81	2.81	2.80	2.8	3.11	3.11	3.10	3.1	3.46	3.46	3.46	3.5
	Amps	7.2	7.2	7.2	7.2	8.2	8.2	8.2	8.2	9.3	9.3	9.3	9.4	10.6	10.6	10.5	10.6	11.9	11.9	11.9	12.0	13.5	13.5	13.5	13.6
	HI PR	252	253	254	258.8	291	292	293	297.7	331	332	334	338.5	375	376	378	382.5	423	424	426	429.8	473	474	476	480.4
LO PR	126	127	130	135.5	133	135	138	142.9	140	141	144	149.3	145	147	150	154.8	150	152	155	160.2	157	159	162	166.9	

IDB: Entering Indoor Dry Bulb Temperature
 High and low pressures are measured at the liquid and suction service valves.
 Shaded area reflects ACCA (TVA) conditions
 kW = Total system power
 Amps = outdoor unit amps (comp.+fan)

EXPANDED COOLING DATA — GSXM403610** + CA*TA3626*4A* + EEP (CONT.)

IDB	Airflow	Outdoor Ambient Temperature																							
		65				75				85				95				105				115			
		59	63	67	71	59	63	67	71	59	63	67	71	59	63	67	71	59	63	67	71	59	63	67	71
80	MBh	35.0	35.5	36.5	38.1	34.6	35.1	36.2	37.8	33.7	34.2	35.3	36.9	32.2	32.7	33.7	35.3	30.3	30.8	31.8	33.4	28.5	29.0	30.1	31.6
	S/T	0.84	0.77	0.63	0.5	1.00	0.77	0.64	0.5	1.00	0.80	0.67	0.5	1.00	0.82	0.68	0.5	1.00	1.00	0.71	0.6	1.00	1.00	0.76	0.6
	ΔT	29	27	24	20	29	27	24	20	29	27	24	20	29	27	24	20	29	27	24	20	30	28	25	21
	KW	2.05	2.05	2.04	2.1	2.27	2.27	2.26	2.3	2.52	2.52	2.51	2.5	2.79	2.79	2.78	2.8	3.09	3.09	3.08	3.1	3.44	3.44	3.43	3.5
	Amps	7.1	7.1	7.0	7.1	8.1	8.1	8.1	8.1	9.2	9.2	9.2	9.3	10.5	10.4	10.4	10.5	11.8	11.8	11.8	11.9	13.4	13.4	13.4	13.5
	Hi PR	247	248	250	254.4	286	287	289	293.4	327	328	330	334.2	371	372	374	378.1	418	419	421	425.5	469	470	472	476.1
	LO PR	122	123	126	131.6	129	131	134	139.0	136	137	140	145.5	141	143	146	151.0	147	148	151	156.3	153	155	158	163.1
	MBh	35.5	35.9	37.0	38.6	35.1	35.6	36.7	38.3	34.2	34.7	35.8	37.4	32.7	33.2	34.2	35.8	30.8	31.2	32.3	33.9	29.0	29.5	30.5	32.1
	S/T	1.00	0.83	0.70	0.6	1.00	0.84	0.71	0.6	1.00	0.86	0.73	0.6	1.00	0.88	0.75	0.6	1.00	1.00	0.77	0.6	1.00	1.00	0.82	0.7
	ΔT	28	26	23	19	28	26	23	19	28	26	23	19	28	26	22	19	28	26	22	19	29	27	23	20
KW	2.06	2.06	2.05	2.07	2.28	2.28	2.28	2.29	2.53	2.53	2.53	2.54	2.80	2.80	2.79	2.81	3.10	3.10	3.09	3.11	3.45	3.45	3.45	3.46	
Amps	7.1	7.1	7.1	7.2	8.1	8.1	8.1	8.2	9.3	9.3	9.3	9.3	10.5	10.5	10.5	10.6	11.9	11.9	11.9	11.9	13.5	13.5	13.5	13.6	
Hi PR	250	251	252	256.7	289	290	291	295.7	329	330	332	336.5	373	374	376	380.4	421	422	423	427.8	471	472	474	478.4	
LO PR	124	125	128	133.6	131	133	136	141.0	138	139	142	147.4	143	145	148	152.9	149	150	153	158.3	155	157	160	165.0	
MBh	36.1	36.6	37.7	39.3	35.8	36.3	37.4	38.9	34.9	35.4	36.4	38.0	33.4	33.8	34.9	36.5	31.4	31.9	33.0	34.6	29.7	30.2	31.2	32.8	
S/T	1.00	0.87	0.74	0.6	1.00	0.88	0.74	0.6	1.00	0.90	0.77	0.6	1.00	1.00	0.79	0.6	1.00	1.00	0.81	0.7	1.00	1.00	0.86	0.7	
ΔT	27	25	21	18	27	25	21	18	27	25	22	18	27	25	21	18	27	25	21	17	28	26	22	19	
KW	2.07	2.07	2.07	2.1	2.29	2.29	2.29	2.3	2.54	2.54	2.54	2.6	2.81	2.81	2.81	2.8	3.11	3.11	3.11	3.1	3.46	3.46	3.46	3.5	
Amps	7.2	7.2	7.2	7.2	8.2	8.2	8.2	8.3	9.3	9.3	9.3	9.4	10.6	10.6	10.5	10.6	11.9	11.9	11.9	12.0	13.6	13.5	13.5	13.6	
Hi PR	252	253	255	259.2	291	292	294	298.2	332	333	335	339.0	376	377	379	382.9	423	424	426	430.3	474	475	477	480.9	
LO PR	126	128	131	136.0	134	135	138	143.4	140	142	145	149.9	146	147	150	155.3	151	152	156	160.7	158	159	162	167.4	

IDB	Airflow	Outdoor Ambient Temperature																							
		65				75				85				95				105				115			
		59	63	67	71	59	63	67	71	59	63	67	71	59	63	67	71	59	63	67	71	59	63	67	71
85	MBh	35.5	36.0	37.1	38.7	35.2	35.7	36.8	38.4	34.3	34.8	35.9	37.4	32.8	33.3	34.3	35.9	30.9	31.3	32.4	34.0	29.1	29.6	30.6	32.2
	S/T	1.00	0.87	0.73	0.6	1.00	0.87	0.74	0.6	1.00	1.00	0.77	0.6	1.00	1.00	0.78	0.6	1.00	1.00	0.81	0.7	1.00	1.00	1.00	0.7
	ΔT	33	31	28	24	33	31	28	24	33	31	28	24	33	31	28	24	33	31	27	24	34	32	28	25
	KW	2.05	2.05	2.05	2.1	2.27	2.27	2.27	2.3	2.52	2.52	2.52	2.5	2.79	2.79	2.79	2.8	3.09	3.09	3.09	3.1	3.44	3.44	3.44	3.5
	Amps	7.1	7.1	7.1	7.1	8.1	8.1	8.1	8.2	9.2	9.2	9.2	9.3	10.5	10.5	10.5	10.5	11.8	11.8	11.8	11.9	13.5	13.5	13.4	13.5
	Hi PR	248	250	251	255.6	287	289	290	294.6	328	329	331	335.4	372	373	375	379.3	420	421	422	426.7	470	471	473	477.2
	LO PR	124	125	128	133.5	131	133	136	140.8	138	139	142	147.3	143	145	148	152.8	148	150	153	158.2	155	157	160	164.9
	MBh	36.0	36.5	37.6	39.2	35.7	36.2	37.3	38.8	34.8	35.3	36.3	37.9	33.3	33.7	34.8	36.4	31.3	31.8	32.9	34.5	29.6	30.1	31.1	32.7
	S/T	1.00	0.93	0.80	0.7	1.00	0.94	0.81	0.7	1.00	1.00	0.83	0.7	1.00	1.00	0.85	0.7	1.00	1.00	0.87	0.7	1.00	1.00	1.00	0.8
	ΔT	32	30	26	23	32	30	26	23	32	30	27	23	32	30	26	23	32	30	26	22	33	31	27	23
KW	2.06	2.06	2.06	2.08	2.29	2.29	2.28	2.30	2.54	2.53	2.53	2.55	2.80	2.80	2.80	2.82	3.10	3.10	3.10	3.12	3.46	3.45	3.45	3.47	
Amps	7.2	7.1	7.1	7.2	8.2	8.2	8.1	8.2	9.3	9.3	9.3	9.4	10.5	10.5	10.5	10.6	11.9	11.9	11.9	12.0	13.5	13.5	13.5	13.6	
Hi PR	251	252	254	257.9	290	291	293	296.8	331	332	333	337.6	374	376	377	381.6	422	423	425	429.0	472	473	475	479.5	
LO PR	126	127	130	135.4	133	135	138	142.8	139	141	144	149.2	145	146	150	154.7	150	152	155	160.1	157	159	162	166.8	
MBh	36.7	37.2	38.3	39.8	36.4	36.9	37.9	39.5	35.5	36.0	37.0	38.6	33.9	34.4	35.5	37.1	32.0	32.5	33.6	35.1	30.3	30.8	31.8	33.4	
S/T	1.00	0.97	0.84	0.7	1.00	1.00	0.84	0.7	1.00	1.00	0.87	0.7	1.00	1.00	0.89	0.7	1.00	1.00	0.91	0.8	1.00	1.00	1.00	0.8	
ΔT	31	29	25	21	31	29	25	21	31	29	25	22	31	29	25	21	30	28	25	21	32	30	26	22	
KW	2.08	2.07	2.07	2.1	2.30	2.30	2.29	2.3	2.55	2.55	2.54	2.6	2.82	2.81	2.81	2.8	3.12	3.11	3.11	3.1	3.47	3.47	3.46	3.5	
Amps	7.2	7.2	7.2	7.3	8.2	8.2	8.2	8.3	9.4	9.3	9.3	9.4	10.6	10.6	10.6	10.6	12.0	12.0	11.9	12.0	13.6	13.6	13.5	13.6	
Hi PR	253	254	256	260.4	292	293	295	299.3	333	334	336	340.1	377	378	380	384.1	424	425	427	431.5	475	476	478	482.0	
LO PR	128	130	133	137.8	135	137	140	145.2	142	143	147	151.7	147	149	152	157.2	153	154	157	162.5	159	161	164	169.3	

IDB: Entering Indoor Dry Bulb Temperature
 High and low pressures are measured at the liquid and suction service valves.
 Shaded area reflects AHRI conditions
 kW = Total system power
 Amps = outdoor unit amps (comp.+fan)

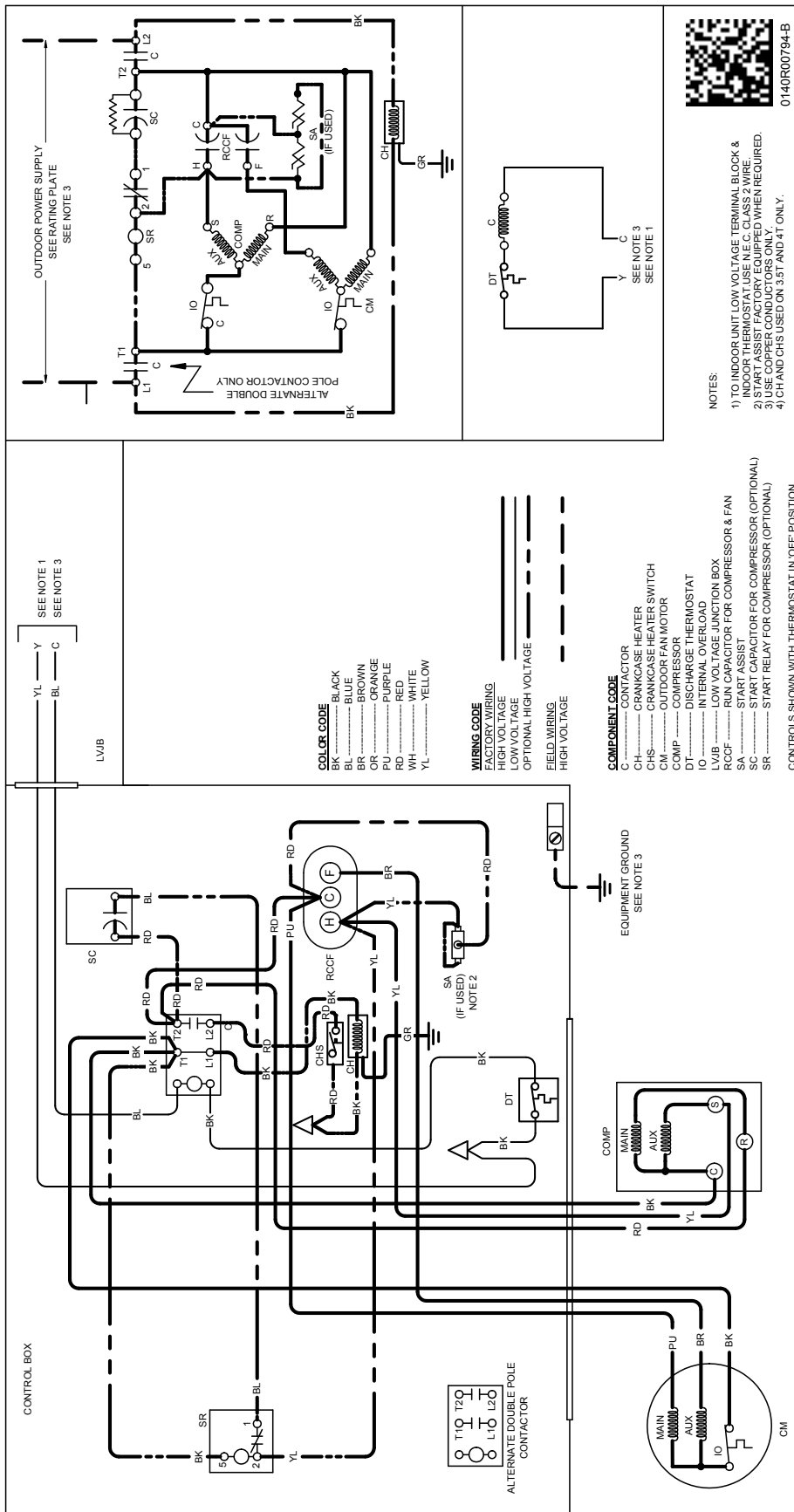
PERFORMANCE DATA

GSXM401810**/CA*TA1818*4A*				
CONDITIONS: 80 °F IBD, 67 °F IWB @ 600 CFM				
OUTDOOR TEM. ° F.	TOTAL BTUH	SENSIBLE BTUH	LATENT BTUH	TOTAL WATTS
75	18,850	13,250	5,600	1,190
80	18,650	13,350	5,300	1,260
85	18,400	13,400	5,000	1,320
90	18,000	13,300	4,700	1,390
95	17,600	13,150	4,450	1,450
100	17,150	12,950	4,200	1,530
105	16,650	12,750	3,900	1,610
110	16,200	12,800	3,400	1,700
115	15,750	12,850	2,900	1,790
TVA Conditions @ 95° OD DB, 75° ID DB 63° ID WB				
95°	17,000	12,850	4,150	1,460

GSXM402410**/CA*TA2422*4A*				
CONDITIONS: 80 °F IBD, 67 °F IWB @ 795 CFM				
OUTDOOR TEM. ° F.	TOTAL BTUH	SENSIBLE BTUH	LATENT BTUH	TOTAL WATTS
75	25,300	17,150	8,150	1,580
80	25,000	17,250	7,750	1,670
85	24,700	17,300	7,400	1,750
90	24,150	17,150	7,000	1,840
95	23,600	17,000	6,600	1,930
100	22,950	16,750	6,200	2,030
105	22,300	16,500	5,800	2,130
110	21,700	16,600	5,100	2,250
115	21,100	16,650	4,450	2,370
TVA Conditions @ 95° OD DB, 75° ID DB 63° ID WB				
95°	22,750	16,600	6,150	1,930

GSXM403010**/CA*TA3022*4A*				
CONDITIONS: 80 °F IBD, 67 °F IWB @ 1000 CFM				
OUTDOOR TEM. ° F.	TOTAL BTUH	SENSIBLE BTUH	LATENT BTUH	TOTAL WATTS
75	30,450	21,200	9,250	1,870
80	30,100	21,300	8,800	1,970
85	29,700	21,400	8,300	2,070
90	29,050	21,200	7,850	2,180
95	28,400	21,000	7,400	2,280
100	27,600	20,750	6,850	2,400
105	26,800	20,450	6,350	2,510
110	26,100	20,550	5,550	2,650
115	25,350	20,600	4,750	2,790
TVA Conditions @ 95° OD DB, 75° ID DB 63° ID WB				
95°	27,400	20,550	6,850	2,280

GSXM403610**/CA*TA3626*4A*				
CONDITIONS: 80 °F IBD, 67 °F IWB @ 1145 CFM				
OUTDOOR TEM. ° F.	TOTAL BTUH	SENSIBLE BTUH	LATENT BTUH	TOTAL WATTS
75	36,650	25,900	10,750	2,280
80	36,200	26,050	10,150	2,410
85	35,750	26,150	9,600	2,530
90	35,000	25,900	9,100	2,660
95	34,200	25,650	8,550	2,790
100	33,250	25,300	7,950	2,940
105	32,300	24,950	7,350	3,090
110	31,450	25,050	6,400	3,270
115	30,550	25,150	5,400	3,450
TVA Conditions @ 95° OD DB, 75° ID DB 63° ID WB				
95°	33,000	25,050	7,950	2,800



Wiring is subject to change. Always refer to the wiring diagram or the unit for the most up-to-date wiring.



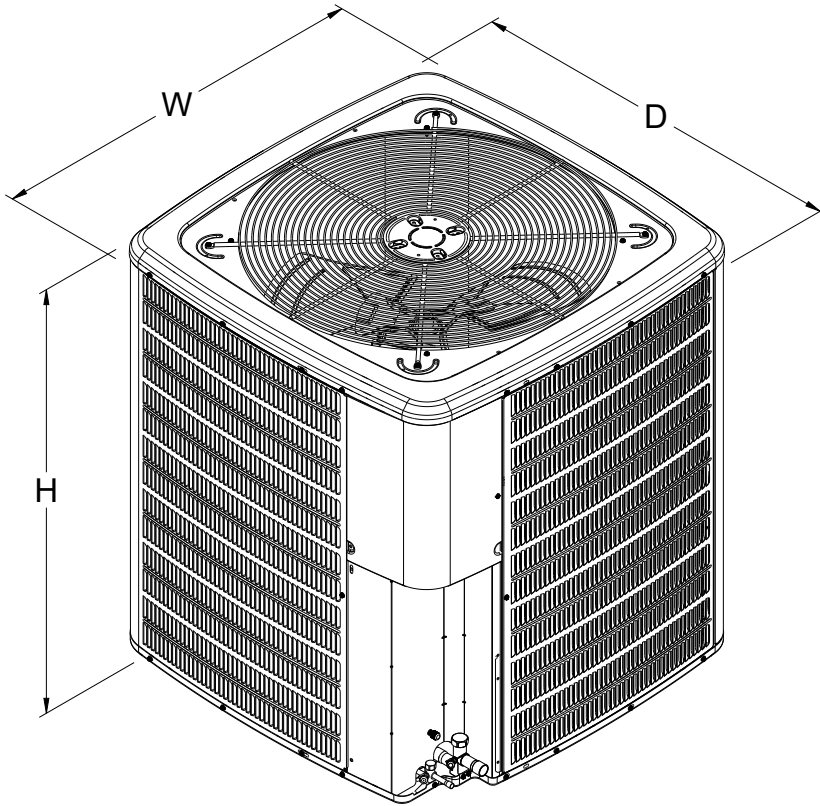
WARNING

High Voltage: Disconnect all power before servicing or installing this unit. Multiple power sources may be present. Failure to do so may cause property damage, personal injury, or death.

DIMENSIONS

MODEL	DIMENSIONS		
	W"	D"	H"
GSXM401810A*	26	26	27
GSXM402410A*	29	29	32
GSXM403010A*	35½	35½	39½
GSXM403610A*	35½	35½	39½

*Note: All the Dimensions (W, D, H) are for reference only.



MODEL #	DESCRIPTION	GSXM4 01810A*	GSXM4 02410A*	GSXM4 03010A*	GSXM4 03610A*
ABK-20	Anchor Bracket Kit ^	X	X	X	X
ABK-21	Anchor Bracket Kit ^				
ASC-01	Anti-Short Cycle Kit	X	X	X	X
CSR-U-1	Hard-start Kit	X	X	X	X
CSR-U-2	Hard-start Kit				X
CSR-U-3	Hard-start Kit				
FSK01A ¹	Freeze Protection Kit	X	X	X	X
LSK02A ²	Liquid Line Solenoid Kit	X	X	X	X
LAKT01	Low-Ambient Kit	X	X	X	X
0130R00000S	Low-Pressure Switch Kit	X	X	X	X
TXV-FX-KX-2T ²	TXV Kit	X	X		
TXV-FX-KX-3T ²	TXV Kit			X	X
TXV-FX-KX-5T ²	TXV Kit				

[^] Contains 20 brackets; four brackets needed to anchor unit to pad

¹ Installed on indoor coil

² Condensing units and heat pumps with reciprocating or rotary compressors require the use of start-assist components when used in conjunction with an indoor coil using a non-bleed thermal expansion valve refrigerant metering device or liquid line solenoid kit. The TXV should always be sized based on the tonnage of the outdoor unit.

All AHRI system ratings are accessible in the System Configurator tool via PartnerLink.

