

*ENERGY-EFFICIENT VALUE  
SPLIT SYSTEM AIR CONDITIONER  
UP TO 15.2 SEER2  
1½ To 5 TONS*



**Contents**

Nomenclature..... 2  
 Product Specifications..... 3  
 Expanded Cooling Data ..... 4  
 Performance Data ..... 18  
 Dimensions ..... 20  
 Wiring Diagrams ..... 21  
 Accessories ..... 23

**Standard Features**

- Energy-Efficient Compressor
- Copper tube/ enhanced aluminum fin coil-5mm diameter on 1.5-4.0T
- Factory-installed filter drier
- Fully charged for 15' of tubing length
- Service valves with sweat connections and easy-to-access gauge ports
- Contactor with lug connection
- Ground lug connection
- AHRI Certified
- ETL Listed

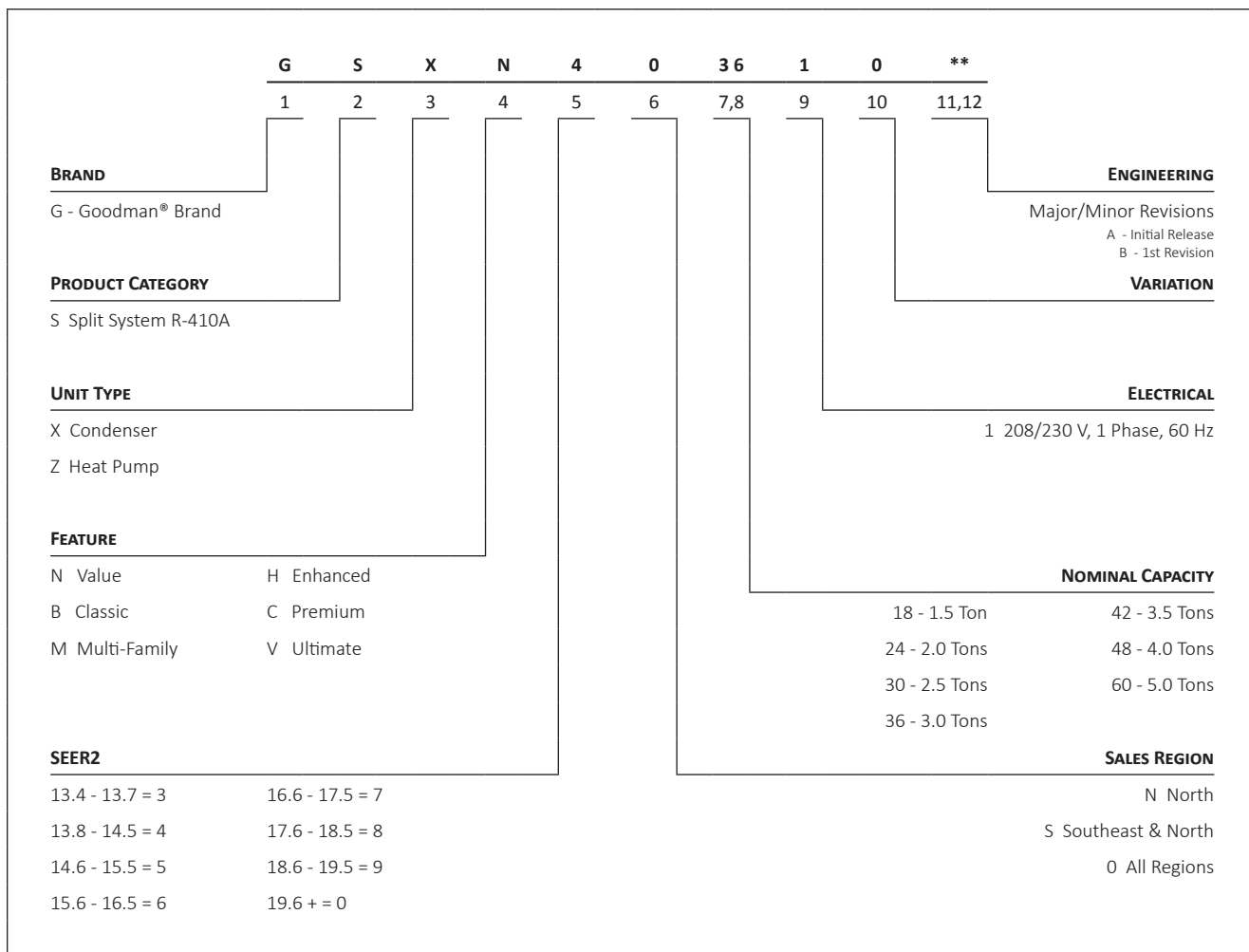
**Cabinet Features**

- Removable grille-style top design compliant with UL 60335-2-40
- Venturi for increased velocity of airflow
- Heavy-gauge galvanized-steel cabinet
- Attractive Architectural Gray powder-paint finish with 500-hour salt-spray approval
- Steel louver coil guard
- Rust-resistant coated screws
- Single-panel access to controls with space provided for field-installed accessories
- When properly anchored, meets the 2020 Florida Building Code unit integrity requirements for hurricane-type winds (Anchor bracket kits available.)



\* Complete warranty details available from your local dealer or at [www.goodmanmfg.com](http://www.goodmanmfg.com). To receive the 10-Year Parts Limited Warranty, online registration must be completed within 60 days of installation. Online registration is not required in California or Québec.

NOMENCLATURE



\* Denotes AHRI wild cards

	GSXN4 01810A*	GSXN4 02410A*	GSXN4 03010A*	GSXN4 03610A*	GSXN4 04210A*	GSXN4 04810A*	GSXN4 06010A*
<b>CAPACITIES</b>							
Nominal Cooling (BTU/h)	18,000	24,000	30,000	36,000	42,000	48,000	60,000
Decibels (dBA)	71.0	72.0	72.0	72.0	71.0	73.0	75.0
<b>COMPRESSOR</b>							
RLA	6.1	8.4	11.6	16	17.7	19.9	25.6
LRA	35.1	41.2	59	91.9	110.2	110	150
Stage	Single	Single	Single	Single	Single	Single	Single
Type	Rotary	Rotary	Rotary	Scroll	Scroll	Scroll	Scroll
<b>CONDENSER FAN MOTOR</b>							
Motor Type	PSC	PSC	PSC	PSC	PSC	PSC	PSC
Horsepower	1/8	1/8	1/6	1/6	1/6	1/4	1/4
FLA	0.70	0.70	0.95	0.95	0.97	1.30	1.30
<b>REFRIGERATION SYSTEM</b>							
Refrigerant Line Size <sup>1</sup>							
Liquid Line Size ("O.D.)	3/8"	3/8"	3/8"	3/8"	3/8"	3/8"	3/8"
Suction Line Size ("O.D.)	3/4"	3/4"	3/4"	7/8"	1 1/8"	1 1/8"	1 1/8"
Refrigerant Connection Size							
Liquid Valve Size ("O.D.)	3/8"	3/8"	3/8"	3/8"	3/8"	3/8"	3/8"
Suction Valve Size ("O.D.) <sup>2,3</sup>	3/4"	3/4"	7/8"	7/8"	7/8"	7/8"	7/8"
Valve Type	Sweat	Sweat	Sweat	Sweat	Sweat	Sweat	Sweat
Refrigerant Charge <sup>4</sup>	65	71	79	95	107	120	181
<b>ELECTRICAL DATA</b>							
Voltage-Phase (60 Hz)	208/230-1	208/230-1	208/230-1	208/230-1	208/230-1	208/230-1	208/230-1
Minimum Circuit Ampacity <sup>5</sup>	8.3	11.2	15.5	21.0	23.1	26.2	33.3
Max. Overcurrent Protection <sup>6</sup>	15	15	25	35	40	45	50
Min / Max Volts	197/253	197/253	197/253	197/253	197/253	197/253	197/253
Electrical Conduit Size	1/2" or 3/4"	1/2" or 3/4"	1/2" or 3/4"	1/2" or 3/4"	1/2" or 3/4"	1/2" or 3/4"	1/2" or 3/4"
<b>EQUIPMENT WEIGHT (LBS)</b>	118	138	156	188	226	226	260
<b>SHIP WEIGHT (LBS)</b>	136	153	180	210	248	248	282

<sup>1</sup> Line sizes denoted for 25' line sets, tested and rated in accordance with ARI Standard 210/240. For other line set lengths or sizes, refer to the Installation Instructions and/or the Long Line Set Applications guide.

<sup>2</sup> Installer will need to supply 3/4" to 3/8" adapters for suction line connections.

<sup>3</sup> Installer will need to supply 7/8" to 1 1/8" adapters for suction line connections.

<sup>4</sup> Unit is factory charged with refrigerant for 15' of 3/8" liquid line. System charge must be adjusted per the Final Charge Adjustment procedure found in the Installation Instructions.

<sup>5</sup> Wire size should be determined in accordance with National Electrical Codes; extensive wire runs will require larger wire sizes

<sup>6</sup> Must use time-delay fuses or HACR-type circuit breakers of the same size as noted.

**NOTES**

- Always check the S&R plate for electrical data on the unit being installed.

EXPANDED COOLING DATA — GSXN401810\*\*/CA\*TA1818\*4A\*+EEP

IDB	AIRFLOW	OUTDOOR AMBIENT TEMPERATURE																							
		65°F				75°F				85°F				95°F				105°F				115°F			
		59	63	67	71	59	63	67	71	59	63	67	71	59	63	67	71	59	63	67	71	59	63	67	71
70	MBh	17.9	18.2	18.7	-	17.8	18.0	18.6	-	17.3	17.6	18.1	-	16.5	16.8	17.3	-	15.5	15.8	16.3	-	14.7	14.9	15.4	-
	S/T	0.64	0.57	0.44	-	0.65	0.57	0.44	-	0.67	0.60	0.47	-	1.00	0.62	0.49	-	1.00	0.64	0.51	-	1.00	0.69	0.56	-
	ΔT	20	18	15	-	20	18	15	-	21	19	15	-	20	18	15	-	20	18	14	-	21	19	16	-
	kW	1.11	1.11	1.10	-	1.23	1.23	1.22	-	1.36	1.36	1.36	-	1.50	1.50	1.50	-	1.66	1.66	1.66	-	1.85	1.85	1.84	-
	Amps	4.0	4.0	3.9	-	4.5	4.5	4.5	-	5.1	5.1	5.1	-	5.8	5.8	5.7	-	6.5	6.5	6.5	-	7.3	7.3	7.3	-
	Hi PR	241	242	244	-	279	280	282	-	318	319	321	-	361	362	364	-	407	408	409	-	456	457	458	-
Lo PR	124	125	129	-	131	133	136	-	138	139	142	-	143	145	148	-	149	150	153	-	156	157	160	-	
70	MBh	18.1	18.4	18.9	-	18.0	18.2	18.8	-	17.5	17.8	18.3	-	16.7	17.0	17.5	-	15.7	16.0	16.5	-	14.9	15.1	15.6	-
	S/T	0.67	0.59	0.46	-	0.67	0.60	0.47	-	0.70	0.62	0.49	-	1.00	0.64	0.51	-	1.00	0.66	0.53	-	1.00	0.71	0.58	-
	ΔT	20	18	14	-	20	18	14	-	20	18	14	-	20	18	14	-	19	17	14	-	21	19	15	-
	kW	1.11	1.11	1.11	-	1.23	1.23	1.23	-	1.36	1.36	1.36	-	1.50	1.50	1.50	-	1.66	1.66	1.66	-	1.85	1.85	1.85	-
	Amps	4.0	4.0	4.0	-	4.5	4.5	4.5	-	5.1	5.1	5.1	-	5.8	5.8	5.8	-	6.5	6.5	6.5	-	7.4	7.4	7.4	-
	Hi PR	243	244	245	-	280	281	283	-	320	321	322	-	362	363	365	-	408	409	411	-	457	458	460	-
Lo PR	125	127	130	-	133	134	137	-	139	141	144	-	145	146	149	-	150	152	155	-	157	158	162	-	
70	MBh	18.5	18.7	19.3	-	18.3	18.6	19.1	-	17.9	18.1	18.6	-	17.1	17.3	17.8	-	16.1	16.3	16.9	-	15.2	15.5	16.0	-
	S/T	0.68	0.61	0.48	-	0.69	0.62	0.49	-	0.71	0.64	0.51	-	1.00	0.66	0.53	-	1.00	0.68	0.55	-	1.00	0.73	0.60	-
	ΔT	19	17	13	-	19	17	13	-	19	17	13	-	19	17	13	-	18	16	13	-	19	18	14	-
	kW	1.12	1.12	1.11	-	1.23	1.23	1.23	-	1.37	1.37	1.36	-	1.51	1.51	1.51	-	1.67	1.67	1.67	-	1.86	1.86	1.85	-
	Amps	4.0	4.0	4.0	-	4.5	4.5	4.5	-	5.1	5.1	5.1	-	5.8	5.8	5.8	-	6.5	6.5	6.5	-	7.4	7.4	7.4	-
	Hi PR	245	246	247	-	282	283	285	-	322	323	325	-	364	366	367	-	410	411	413	-	459	460	462	-
Lo PR	128	129	132	-	135	137	140	-	142	143	146	-	147	149	152	-	153	154	157	-	159	161	164	-	

75	MBh	17.9	18.2	18.7	19.5	17.8	18.0	18.6	19.4	17.3	17.6	18.1	18.9	16.5	16.8	17.3	18.1	15.6	15.8	16.3	17.1	14.7	14.9	15.4	16.3
	S/T	0.76	0.69	0.56	0.4	0.77	0.70	0.57	0.4	1.00	0.72	0.59	0.5	1.00	0.74	0.61	0.5	1.00	0.76	0.63	0.5	1.00	1.00	0.68	0.5
	ΔT	25	23	19	15	25	23	19	15	25	23	19	15	25	23	19	15	24	22	19	15	26	24	20	16
	kW	1.11	1.11	1.10	1.1	1.23	1.22	1.22	1.2	1.36	1.36	1.35	1.4	1.50	1.50	1.50	1.5	1.66	1.66	1.66	1.7	1.85	1.85	1.84	1.9
	Amps	4.0	4.0	3.9	4.0	4.5	4.5	4.5	4.5	5.1	5.1	5.1	5.1	5.8	5.8	5.7	5.8	6.5	6.5	6.5	6.5	7.3	7.3	7.3	7.4
	Hi PR	241	242	244	248.2	279	280	282	285.9	319	320	321	325.4	361	362	364	368.0	407	408	410	413.9	456	457	459	462.8
Lo PR	124	125	129	133.8	131	133	136	141.2	138	139	143	147.7	143	145	148	153.2	149	150	153	158.6	156	157	160	165.4	
75	MBh	18.1	18.4	18.9	19.7	18.0	18.2	18.8	19.6	17.5	17.8	18.3	19.1	16.7	17.0	17.5	18.3	15.8	16.0	16.5	17.3	14.9	15.1	15.6	16.5
	S/T	0.79	0.72	0.59	0.4	0.80	0.72	0.59	0.5	1.00	0.75	0.62	0.5	1.00	0.77	0.64	0.5	1.00	0.79	0.66	0.5	1.00	1.00	0.71	0.6
	ΔT	24	22	18	14	24	22	18	14	24	22	18	15	24	22	18	14	24	22	18	14	25	23	19	15
	kW	1.11	1.11	1.11	1.12	1.23	1.23	1.23	1.24	1.36	1.36	1.36	1.37	1.50	1.50	1.50	1.51	1.66	1.66	1.66	1.67	1.85	1.85	1.85	1.86
	Amps	4.0	4.0	4.0	4.0	4.5	4.5	4.5	4.5	5.1	5.1	5.1	5.1	5.8	5.8	5.8	5.8	6.5	6.5	6.5	6.5	7.4	7.4	7.3	7.4
	Hi PR	243	244	245	249.6	280	281	283	287.3	320	321	323	326.8	363	364	365	369.4	408	409	411	415.3	457	458	460	464.2
Lo PR	125	127	130	135.2	133	134	137	142.6	139	141	144	149.1	145	146	149	154.6	150	152	155	160.0	157	158	162	166.8	
75	MBh	18.5	18.7	19.3	20.1	18.3	18.6	19.1	19.9	17.9	18.1	18.7	19.5	17.1	17.3	17.9	18.7	16.1	16.4	16.9	17.7	15.2	15.5	16.0	16.8
	S/T	0.81	0.73	0.60	0.5	1.00	0.74	0.61	0.5	1.00	0.76	0.63	0.5	1.00	0.78	0.65	0.5	1.00	0.80	0.67	0.5	1.00	1.00	0.72	0.6
	ΔT	23	21	17	13	23	21	17	13	23	21	17	14	23	21	17	13	23	21	17	13	24	22	18	14
	kW	1.12	1.11	1.11	1.1	1.23	1.23	1.23	1.2	1.37	1.37	1.36	1.4	1.51	1.51	1.51	1.5	1.67	1.67	1.67	1.7	1.86	1.86	1.85	1.9
	Amps	4.0	4.0	4.0	4.0	4.5	4.5	4.5	4.6	5.1	5.1	5.1	5.2	5.8	5.8	5.8	5.8	6.5	6.5	6.5	6.6	7.4	7.4	7.4	7.4
	Hi PR	245	246	248	251.8	283	284	285	289.5	322	323	325	329.0	365	366	367	371.6	411	412	413	417.5	460	461	462	466.4
Lo PR	128	129	132	137.6	135	137	140	145.0	142	143	146	151.5	147	149	152	157.0	153	154	157	162.4	159	161	164	169.2	

IDB = Entering Indoor Dry Bulb Temperature  
 High and low pressures are measured at the liquid and suction service valves.  
 Shaded area is ACCA (TVA) conditions  
 kW = Total system power  
 Amps = outdoor unit amps (comp.+fan)

EXPANDED COOLING DATA — GSXN401810\*\*/CA\*TA1818\*4A\*+EEP (CONT.)

IDB	AIRFLOW	OUTDOOR AMBIENT TEMPERATURE												105°F												115°F																							
		65°F				75°F				85°F				95°F												105°F												115°F											
		59	63	67	71	59	63	67	71	59	63	67	71	59	63	67	71	59	63	67	71	59	63	67	71	59	63	67	71	59	63	67	71																
80	MBh	18.0	18.3	18.8	19.6	17.9	18.1	18.7	19.5	17.4	17.7	18.2	19.0	16.6	16.9	17.4	18.2	15.6	15.9	16.4	17.2	14.8	15.0	15.5	16.3	14.8	15.0	15.5	16.3	14.8	15.0	15.5	16.3																
	S/T	1.00	0.81	0.68	0.5	1.00	0.82	0.69	0.6	1.00	0.84	0.71	0.6	1.00	1.00	0.73	0.6	1.00	1.00	0.75	0.6	1.00	1.00	0.80	0.7	1.00	1.00	0.80	0.7	1.00	1.00	0.80	0.7																
	ΔT	29	27	23	20	29	27	23	20	29	27	24	20	29	27	23	19	29	27	23	19	30	28	24	20	30	28	24	20	30	28	24	20																
	kW	1.11	1.11	1.10	1.1	1.23	1.22	1.22	1.2	1.36	1.36	1.35	1.4	1.50	1.50	1.50	1.5	1.66	1.66	1.66	1.7	1.85	1.85	1.85	1.9	1.85	1.85	1.85	1.9	1.85	1.85	1.85	1.9																
	Amps	4.0	4.0	3.9	4.0	4.5	4.5	4.5	4.5	5.1	5.1	5.1	5.1	5.8	5.8	5.7	5.8	6.5	6.5	6.5	6.5	7.3	7.3	7.3	7.4	7.3	7.3	7.3	7.4	7.3	7.3	7.3	7.4																
	Hi PR	242	243	244	248.6	279	280	282	286.3	319	320	322	325.9	362	363	364	368.4	407	408	410	414.3	456	457	459	463.3	456	457	459	463.3	456	457	459	463.3																
	Lo PR	124	126	129	134.3	132	133	137	141.7	138	140	143	148.3	144	145	149	153.8	149	151	154	159.2	156	158	161	165.9	156	158	161	165.9	156	158	161	165.9																
	MBh	18.2	18.5	19.0	19.8	18.1	18.3	18.9	19.7	17.6	17.9	18.4	19.2	16.8	17.1	17.6	18.4	15.8	16.1	16.6	17.4	15.0	15.2	15.7	16.5	15.0	15.2	15.7	16.5	15.0	15.2	15.7	16.5																
	S/T	1.00	0.84	0.71	0.6	1.00	0.84	0.71	0.6	1.00	0.87	0.74	0.6	1.00	1.00	0.76	0.6	1.00	1.00	0.78	0.6	1.00	1.00	0.83	0.7	1.00	1.00	0.83	0.7	1.00	1.00	0.83	0.7																
	ΔT	28	26	23	19	28	26	23	19	29	27	23	19	28	26	23	19	28	26	22	18	29	27	24	20	29	27	24	20	29	27	24	20																
kW	1.11	1.11	1.11	1.12	1.23	1.23	1.23	1.24	1.36	1.36	1.36	1.37	1.50	1.50	1.50	1.51	1.66	1.66	1.66	1.67	1.85	1.85	1.85	1.86	1.85	1.85	1.85	1.86	1.85	1.85	1.85	1.86																	
Amps	4.0	4.0	4.0	4.0	4.5	4.5	4.5	4.5	5.1	5.1	5.1	5.1	5.8	5.8	5.8	5.8	6.5	6.5	6.5	6.5	7.4	7.4	7.4	7.4	7.4	7.4	7.4	7.4	7.4	7.4	7.4	7.4																	
Hi PR	243	244	246	250.0	281	282	284	287.8	320	321	323	327.3	363	364	366	369.8	409	410	412	415.7	458	459	461	464.7	458	459	461	464.7	458	459	461	464.7																	
Lo PR	126	127	131	135.7	133	135	138	143.2	140	141	144	149.7	145	147	150	155.2	151	152	155	160.6	158	159	162	167.3	158	159	162	167.3	158	159	162	167.3																	
MBh	18.6	18.8	19.4	20.2	18.4	18.7	19.2	20.0	18.0	18.2	18.7	19.6	17.2	17.4	17.9	18.8	16.2	16.4	17.0	17.8	15.3	15.6	16.1	16.9	15.3	15.6	16.1	16.9	15.3	15.6	16.1	16.9																	
S/T	1.00	0.85	0.72	0.6	1.00	0.86	0.73	0.6	1.00	0.88	0.75	0.6	1.00	1.00	0.77	0.6	1.00	1.00	0.79	0.7	1.00	1.00	0.84	0.7	1.00	1.00	0.84	0.7	1.00	1.00	0.84	0.7																	
ΔT	27	25	22	18	27	25	22	18	28	26	22	18	27	25	22	18	27	25	21	17	28	26	23	19	28	26	23	19	28	26	23	19																	
kW	1.12	1.12	1.11	1.1	1.23	1.23	1.23	1.2	1.37	1.37	1.36	1.4	1.51	1.51	1.51	1.5	1.67	1.67	1.67	1.7	1.86	1.86	1.86	1.85	1.86	1.86	1.86	1.85	1.86	1.86	1.86	1.85																	
Amps	4.0	4.0	4.0	4.0	4.5	4.5	4.5	4.6	5.1	5.1	5.1	5.2	5.8	5.8	5.8	5.8	6.5	6.5	6.5	6.6	7.4	7.4	7.4	7.4	7.4	7.4	7.4	7.4	7.4	7.4	7.4	7.4																	
Hi PR	245	246	248	252.2	283	284	286	290.0	323	324	325	329.5	365	366	368	372.0	411	412	414	417.9	460	461	463	466.9	460	461	463	466.9	460	461	463	466.9																	
Lo PR	128	130	133	138.1	136	137	140	145.6	142	144	147	152.1	148	149	152	157.6	153	155	158	163.0	160	161	165	169.7	160	161	165	169.7	160	161	165	169.7																	

85	MBh	18.3	18.6	19.1	19.9	18.2	18.4	19.0	19.8	17.7	18.0	18.5	19.3	16.9	17.2	17.7	18.5	15.9	16.2	16.7	17.5	15.1	15.3	15.8	16.6	15.1	15.3	15.8	16.6
	S/T	1.00	0.91	0.78	0.6	1.00	0.92	0.78	0.6	1.00	1.00	0.81	0.7	1.00	1.00	0.83	0.7	1.00	1.00	0.85	0.7	1.00	1.00	1.00	0.8	1.00	1.00	1.00	0.8
	ΔT	33	31	27	23	33	31	27	23	33	31	28	24	33	31	27	23	33	31	27	23	34	32	28	24	34	32	28	24
	kW	1.11	1.11	1.11	1.1	1.23	1.23	1.23	1.2	1.36	1.36	1.36	1.4	1.50	1.50	1.50	1.5	1.66	1.66	1.66	1.7	1.85	1.85	1.85	1.9	1.85	1.85	1.85	1.9
	Amps	4.0	4.0	4.0	4.0	4.5	4.5	4.5	4.5	5.1	5.1	5.1	5.1	5.8	5.8	5.8	5.8	6.5	6.5	6.5	6.5	7.4	7.4	7.4	7.4	7.4	7.4	7.4	7.4
	Hi PR	243	244	246	249.7	281	282	283	287.5	320	321	323	327.0	363	364	365	369.5	409	410	411	415.4	457	459	460	464.4	457	459	460	464.4
	Lo PR	126	128	131	136.1	134	135	138	143.6	140	142	145	150.1	146	147	150	155.6	151	153	156	161.0	158	159	163	167.7	158	159	163	167.7
	MBh	18.5	18.8	19.3	20.1	18.4	18.6	19.2	20.0	17.9	18.2	18.7	19.5	17.1	17.4	17.9	18.7	16.1	16.4	16.9	17.7	15.3	15.5	16.0	16.8	15.3	15.5	16.0	16.8
	S/T	1.00	0.94	0.80	0.7	1.00	1.00	0.81	0.7	1.00	1.00	0.83	0.7	1.00	1.00	0.85	0.7	1.00	1.00	0.87	0.7	1.00	1.00	1.00	0.8	1.00	1.00	1.00	0.8
	ΔT	32	30	27	23	32	30	27	23	33	31	27	23	32	30	27	23	32	30	26	22	33	31	27	24	33	31	27	24
kW	1.11	1.11	1.11	1.12	1.23	1.23	1.23	1.24	1.36	1.36	1.36	1.37	1.51	1.51	1.50	1.51	1.67	1.67	1.66	1.67	1.85	1.85	1.85	1.86	1.85	1.85	1.85	1.86	
Amps	4.0	4.0	4.0	4.0	4.5	4.5	4.5	4.6	5.1	5.1	5.1	5.2	5.8	5.8	5.8	5.8	6.5	6.5	6.5	6.5	7.4	7.4	7.4	7.4	7.4	7.4	7.4	7.4	
Hi PR	244	245	247	251.2	282	283	285	288.9	322	323	324	328.4	364	365	367	371.0	410	411	413	416.8	459	460	462	465.8	459	460	462	465.8	
Lo PR	128	129	132	137.6	135	137	140	145.0	142	143	146	151.5	147	149	152	157.0	153	154	157	162.4	159	161	164	169.2	159	161	164	169.2	
MBh	18.9	19.1	19.7	20.5	18.7	19.0	19.5	20.3	18.3	18.5	19.0	19.9	17.5	17.7	18.2	19.1	16.5	16.7	17.3	18.1	15.6	15.9	16.4	17.2	15.6	15.9	16.4	17.2	
S/T	1.00	0.95	0.82	0.7	1.00	1.00	0.83	0.7	1.00	1.00	0.85	0.7	1.00	1.00	0.87	0.7	1.00	1.00	0.90	0.8	1.00	1.00	1.00	0.8	1.00	1.00	1.00	0.8	
ΔT	31	29	26	22	31	29	26	22	32	30	26	22	31	29	26	22	31	29	25	21	32	30	26	23	32	30	26	23	
kW	1.12	1.12	1.12	1.1	1.24	1.24	1.23	1.2	1.37	1.37	1.37	1.4	1.51	1.51	1.51	1.5	1.67	1.67	1.67	1.7	1.86	1.86	1.86	1.9	1.86	1.86	1.86	1.9	
Amps	4.0	4.0	4.0	4.0	4.6	4.5	4.5	4.6	5.2	5.2	5.1	5.2	5.8	5.8	5.8	5.8	6.5	6.5	6.5	6.6	7.4	7.4	7.4	7.4	7.4	7.4	7.4	7.4	
Hi PR	246	248	249	253.4	284	285	287	291.1	324	325	326	330.6	366	367	369	373.2	412	413	415	419.0	461	462	464	468.0	461	462	464	468.0	
Lo PR	130	132	135	140.0	138	139	142	147.4	144	146	149	153.9	150	151	154	159.4	155	156	160	164.8	162	163	166	171.6	162	163	166	171.6	

Shaded area is AHRI (TVA) conditions

IDB = Entering Indoor Dry Bulb Temperature  
High and low pressures are measured at the liquid and suction service valves.

kW = Total system power  
Amps = outdoor unit amps (comp.+fan)

EXPANDED COOLING DATA — GSXN402410\*\*/CA\*TA2422\*4A\*+EEP

IDB	AIRFLOW	OUTDOOR AMBIENT TEMPERATURE												ENTERING INDOOR WET BULB TEMPERATURE											
		65°F				75°F				85°F				95°F				105°F				115°F			
		59	63	67	71	59	63	67	71	59	63	67	71	59	63	67	71	59	63	67	71	59	63	67	71
70	MBh	23.3	23.6	24.3	-	23.1	23.4	24.1	-	22.5	22.8	23.5	-	21.5	21.8	22.5	-	20.2	20.5	21.2	-	19.0	19.4	20.1	-
	S/T	0.61	0.54	0.42	-	0.62	0.55	0.42	-	0.64	0.57	0.45	-	0.66	0.59	0.47	-	0.68	0.61	0.49	-	1.00	0.66	0.53	-
	ΔT	18	16	13	-	18	16	13	-	18	17	13	-	18	16	13	-	18	16	13	-	19	17	14	-
	kW	1.43	1.43	1.42	-	1.59	1.58	1.58	-	1.76	1.76	1.76	-	1.95	1.95	1.95	-	2.16	2.16	2.16	-	2.41	2.41	2.41	-
	Amps	5.0	5.0	5.0	-	5.8	5.8	5.7	-	6.6	6.6	6.5	-	7.4	7.4	7.4	-	8.4	8.4	8.4	-	9.5	9.5	9.5	-
	Hi PR	244	245	247	-	282	283	285	-	322	323	325	-	365	367	368	-	412	413	415	-	461	463	464	-
	Lo PR	118	119	122	-	125	126	129	-	131	132	135	-	136	137	140	-	141	143	146	-	148	149	152	-
	MBh	23.5	23.8	24.5	-	23.3	23.6	24.3	-	22.7	23.0	23.7	-	21.7	22.0	22.7	-	20.4	20.7	21.4	-	19.3	19.6	20.3	-
	S/T	0.64	0.57	0.44	-	0.64	0.57	0.45	-	0.67	0.60	0.47	-	0.68	0.61	0.49	-	0.70	0.63	0.51	-	1.00	0.68	0.56	-
	ΔT	18	16	12	-	17	16	12	-	18	16	13	-	17	16	12	-	17	15	12	-	18	17	13	-
kW	1.43	1.43	1.43	-	1.59	1.59	1.59	-	1.76	1.76	1.76	-	1.95	1.95	1.95	-	2.17	2.17	2.16	-	2.41	2.41	2.41	-	
Amps	5.1	5.1	5.0	-	5.8	5.8	5.8	-	6.6	6.6	6.6	-	7.4	7.4	7.4	-	8.4	8.4	8.4	-	9.6	9.5	9.5	-	
Hi PR	245	246	248	-	284	285	286	-	324	325	326	-	367	368	369	-	413	414	416	-	463	464	466	-	
Lo PR	119	120	123	-	126	127	130	-	132	133	136	-	137	139	142	-	142	144	147	-	149	150	153	-	
MBh	24.0	24.3	25.0	-	23.8	24.1	24.8	-	23.2	23.5	24.2	-	22.1	22.5	23.1	-	20.9	21.2	21.9	-	19.7	20.0	20.7	-	
S/T	0.65	0.58	0.46	-	0.66	0.59	0.47	-	0.68	0.61	0.49	-	0.00	0.63	0.51	-	1.00	0.65	0.53	-	1.00	0.70	0.57	-	
ΔT	17	15	12	-	17	15	12	-	17	15	12	-	17	15	11	-	16	15	11	-	17	16	12	-	
kW	1.44	1.44	1.44	-	1.60	1.60	1.59	-	1.77	1.77	1.77	-	1.96	1.96	1.96	-	2.17	2.17	2.17	-	2.42	2.42	2.42	-	
Amps	5.1	5.1	5.1	-	5.8	5.8	5.8	-	6.6	6.6	6.6	-	7.5	7.5	7.5	-	8.4	8.4	8.4	-	9.6	9.6	9.6	-	
Hi PR	248	249	250	-	286	287	289	-	326	327	329	-	369	370	372	-	415	416	418	-	465	466	468	-	
Lo PR	121	122	125	-	128	130	132	-	134	136	139	-	139	141	144	-	145	146	149	-	151	152	155	-	
75	MBh	23.3	23.6	24.3	25.4	23.1	23.4	24.1	25.2	22.5	22.8	23.5	24.6	21.5	21.8	22.5	23.5	20.2	20.5	21.2	22.3	19.1	19.4	20.1	21.1
	S/T	0.73	0.66	0.54	0.4	0.74	0.67	0.54	0.4	0.76	0.69	0.57	0.4	1.00	0.71	0.58	0.5	1.00	0.73	0.60	0.5	1.00	0.78	0.65	0.5
	ΔT	22	20	17	14	22	20	17	13	22	20	17	14	22	20	17	13	22	20	17	13	23	21	18	14
	kW	1.43	1.43	1.42	1.4	1.58	1.58	1.58	1.6	1.76	1.76	1.76	1.8	1.95	1.95	1.94	2.0	2.16	2.16	2.16	2.2	2.41	2.41	2.41	2.4
	Amps	5.0	5.0	5.0	5.1	5.8	5.7	5.7	5.8	6.6	6.5	6.5	6.6	7.4	7.4	7.4	7.5	8.4	8.4	8.4	8.4	9.5	9.5	9.5	9.6
	Hi PR	244	245	247	251.3	283	284	285	289.5	323	324	325	329.5	366	367	368	372.6	412	413	415	419.1	462	463	464	468.7
	Lo PR	118	119	122	126.9	125	126	129	134.0	131	132	135	140.2	136	138	140	145.4	141	143	146	150.5	148	149	152	156.9
	MBh	23.5	23.9	24.5	25.6	23.3	23.7	24.3	25.4	22.7	23.1	23.7	24.8	21.7	22.0	22.7	23.8	20.4	20.8	21.4	22.5	19.3	19.6	20.3	21.3
	S/T	0.76	0.69	0.56	0.4	0.76	0.69	0.57	0.4	0.78	0.71	0.59	0.5	1.00	0.73	0.61	0.5	1.00	0.75	0.63	0.5	1.00	0.80	0.68	0.5
	ΔT	21	20	16	13	21	20	16	13	22	20	17	13	21	20	16	13	21	19	16	13	22	20	17	14
kW	1.43	1.43	1.43	1.44	1.59	1.59	1.58	1.60	1.76	1.76	1.76	1.77	1.95	1.95	1.95	1.96	2.17	2.16	2.16	2.17	2.41	2.41	2.41	2.42	
Amps	5.1	5.0	5.0	5.1	5.8	5.8	5.8	5.8	6.6	6.6	6.6	6.6	7.4	7.4	7.4	7.5	8.4	8.4	8.4	8.4	9.5	9.5	9.5	9.6	
Hi PR	246	247	248	252.6	284	285	287	290.8	324	325	327	330.8	367	368	370	373.9	413	414	416	420.4	463	464	466	470.0	
Lo PR	119	120	123	128.1	126	127	130	135.2	132	133	136	141.4	137	139	142	146.6	142	144	147	151.7	149	150	153	158.1	
MBh	24.0	24.3	25.0	26.0	23.8	24.1	24.8	25.8	23.2	23.5	24.2	25.2	22.1	22.5	23.2	24.2	20.9	21.2	21.9	22.9	19.7	20.1	20.7	21.8	
S/T	0.77	0.70	0.58	0.4	0.78	0.71	0.58	0.5	1.00	0.73	0.61	0.5	1.00	0.75	0.63	0.5	1.00	0.77	0.65	0.5	1.00	0.82	0.69	0.6	
ΔT	21	19	15	12	21	19	15	12	21	19	16	12	20	19	15	12	20	18	15	12	21	20	16	13	
kW	1.44	1.44	1.43	1.4	1.60	1.59	1.59	1.6	1.77	1.77	1.77	1.8	1.96	1.96	1.96	2.0	2.17	2.17	2.17	2.2	2.42	2.42	2.42	2.4	
Amps	5.1	5.1	5.1	5.1	5.8	5.8	5.8	5.8	6.6	6.6	6.6	6.6	7.5	7.5	7.5	7.5	8.4	8.4	8.4	8.5	9.6	9.6	9.6	9.6	
Hi PR	248	249	251	254.8	286	287	289	293.0	326	327	329	333.0	369	370	372	376.1	416	417	418	422.6	465	466	468	472.2	
Lo PR	121	122	125	130.4	128	130	132	137.4	134	136	139	143.6	140	141	144	148.8	145	146	149	153.9	151	152	155	160.4	

IDB = Entering Indoor Dry Bulb Temperature  
 High and low pressures are measured at the liquid and suction service valves.  
 Shaded area is ACCA (TVA) conditions  
 kW = Total system power  
 Amps = outdoor unit amps (comp.+fan)

EXPANDED COOLING DATA — GSXN402410\*\*/CA\*TA2422\*4A\*+EEP (CONT.)

IDB	AIRFLOW	OUTDOOR AMBIENT TEMPERATURE												ENTERING INDOOR WET BULB TEMPERATURE											
		65°F				75°F				85°F				95°F				105°F				115°F			
		59	63	67	71	59	63	67	71	59	63	67	71	59	63	67	71	59	63	67	71	59	63	67	71
80	MBh	23.4	23.8	24.4	25.5	23.2	23.5	24.2	25.3	22.6	22.9	23.6	24.7	21.6	21.9	22.6	23.6	20.3	20.7	21.3	22.4	19.2	19.5	20.2	21.2
	S/T	0.85	0.78	0.65	0.5	1.00	0.78	0.66	0.5	1.00	0.81	0.68	0.6	1.00	0.83	0.70	0.6	1.00	0.85	0.72	0.6	1.00	1.00	0.77	0.6
	ΔT	26	24	21	17	26	24	21	17	26	24	21	18	26	24	21	17	26	24	21	17	27	25	22	18
	kW	1.43	1.43	1.42	1.4	1.58	1.58	1.58	1.6	1.76	1.76	1.76	1.8	1.95	1.95	1.95	2.0	2.16	2.16	2.16	2.2	2.41	2.41	2.41	2.4
	Amps	5.0	5.0	5.0	5.1	5.8	5.7	5.7	5.8	6.6	6.6	6.5	6.6	7.4	7.4	7.4	7.5	8.4	8.4	8.4	8.4	9.5	9.5	9.5	9.6
	Hi PR	245	246	248	251.8	283	284	286	290.0	323	324	326	330.0	366	367	369	373.1	413	414	415	419.5	462	463	465	469.1
	Lo PR	118	120	123	127.5	125	127	130	134.5	131	133	136	140.7	137	138	141	145.9	142	143	146	151.0	148	150	153	157.4
	MBh	23.7	24.0	24.7	25.7	23.4	23.8	24.5	25.5	22.8	23.2	23.9	24.9	21.8	22.1	22.8	23.9	20.6	20.9	21.6	22.6	19.4	19.7	20.4	21.5
	S/T	0.87	0.80	0.68	0.5	1.00	0.81	0.68	0.6	1.00	0.83	0.71	0.6	1.00	0.85	0.72	0.6	1.00	0.87	0.74	0.6	1.00	1.00	0.79	0.7
	ΔT	25	24	20	17	25	24	20	17	26	24	20	17	25	24	20	17	25	23	20	17	26	24	21	18
	kW	1.43	1.43	1.43	1.44	1.59	1.59	1.59	1.60	1.76	1.76	1.76	1.77	1.95	1.95	1.95	1.96	2.17	2.16	2.16	2.17	2.41	2.41	2.41	2.42
	Amps	5.1	5.1	5.0	5.1	5.8	5.8	5.8	5.8	6.6	6.6	6.6	6.6	7.4	7.4	7.4	7.5	8.4	8.4	8.4	8.5	9.6	9.5	9.5	9.6
Hi PR	246	247	249	253.1	284	285	287	291.3	324	325	327	331.3	367	368	370	374.4	414	415	417	420.8	463	465	466	470.4	
Lo PR	119	121	124	128.7	126	128	131	135.7	133	134	137	141.9	138	139	142	147.1	143	144	147	152.2	149	151	154	158.6	
MBh	24.1	24.4	25.1	26.2	23.9	24.2	24.9	26.0	23.3	23.6	24.3	25.4	22.3	22.6	23.3	24.3	21.0	21.3	22.0	23.1	19.8	20.2	20.9	21.9	
S/T	0.89	0.82	0.69	0.6	1.00	0.82	0.70	0.6	1.00	0.85	0.72	0.6	1.00	0.87	0.74	0.6	1.00	1.00	0.76	0.6	1.00	1.00	0.81	0.7	
ΔT	24	23	19	16	24	23	19	16	25	23	20	16	24	23	19	16	24	22	19	16	25	24	20	17	
kW	1.44	1.44	1.44	1.4	1.60	1.59	1.59	1.6	1.77	1.77	1.77	1.8	1.96	1.96	1.96	2.0	2.17	2.17	2.17	2.2	2.42	2.42	2.42	2.4	
Amps	5.1	5.1	5.1	5.1	5.8	5.8	5.8	5.8	6.6	6.6	6.6	6.6	7.5	7.5	7.5	7.5	8.4	8.4	8.4	8.5	9.6	9.6	9.6	9.6	
Hi PR	248	249	251	255.3	286	288	289	293.5	326	328	329	333.5	370	371	372	376.6	416	417	419	423.0	466	467	468	472.6	
Lo PR	122	123	126	130.9	129	130	133	137.9	135	136	139	144.1	140	141	144	149.3	145	147	150	154.5	152	153	156	160.9	
85	MBh	23.8	24.1	24.8	25.9	23.6	23.9	24.6	25.7	23.0	23.3	24.0	25.1	22.0	22.3	23.0	24.0	20.7	21.0	21.7	22.8	19.6	19.9	20.6	21.6
	S/T	1.00	0.87	0.75	0.6	1.00	0.88	0.75	0.6	1.00	0.90	0.78	0.6	1.00	1.00	0.79	0.7	1.00	1.00	0.81	0.7	1.00	1.00	0.86	0.7
	ΔT	29	28	24	21	29	28	24	21	30	28	25	21	29	28	24	21	29	27	24	21	30	29	25	22
	kW	1.43	1.43	1.43	1.4	1.59	1.59	1.58	1.6	1.76	1.76	1.76	1.8	1.95	1.95	1.95	2.0	2.16	2.16	2.16	2.2	2.41	2.41	2.41	2.4
	Amps	5.1	5.0	5.0	5.1	5.8	5.8	5.8	5.8	6.6	6.6	6.6	6.6	7.4	7.4	7.4	7.5	8.4	8.4	8.4	8.4	9.5	9.5	9.5	9.6
	Hi PR	246	247	249	252.9	284	285	287	291.1	324	325	327	331.1	367	368	370	374.2	414	415	416	420.7	463	464	466	470.3
	Lo PR	120	121	124	129.2	127	128	131	136.2	133	135	137	142.4	138	140	143	147.6	143	145	148	152.8	150	151	154	159.2
	MBh	24.0	24.4	25.1	26.1	23.8	24.2	24.8	25.9	23.2	23.6	24.2	25.3	22.2	22.5	23.2	24.3	20.9	21.3	22.0	23.0	19.8	20.1	20.8	21.8
	S/T	1.00	0.89	0.77	0.6	1.00	0.90	0.78	0.6	1.00	1.00	0.80	0.7	1.00	1.00	0.82	0.7	1.00	1.00	0.84	0.7	1.00	1.00	0.88	0.8
	ΔT	29	27	24	20	29	27	24	20	29	27	24	21	29	27	24	20	29	27	23	20	30	28	25	21
	kW	1.44	1.43	1.43	1.44	1.59	1.59	1.59	1.60	1.77	1.77	1.77	1.78	1.96	1.96	1.95	1.97	2.17	2.17	2.17	2.18	2.42	2.42	2.41	2.43
	Amps	5.1	5.1	5.1	5.1	5.8	5.8	5.8	5.8	6.6	6.6	6.6	6.6	7.5	7.5	7.4	7.5	8.4	8.4	8.4	8.5	9.6	9.6	9.5	9.6
Hi PR	247	248	250	254.2	285	286	288	292.4	325	327	328	332.4	369	370	371	375.5	415	416	418	422.0	465	466	467	471.6	
Lo PR	121	123	125	130.4	128	130	133	137.4	134	136	139	143.6	140	141	144	148.8	145	146	149	154.0	151	152	155	160.4	
MBh	24.5	24.8	25.5	26.5	24.3	24.6	25.3	26.3	23.7	24.0	24.7	25.7	22.6	23.0	23.7	24.7	21.4	21.7	22.4	23.4	20.2	20.6	21.2	22.3	
S/T	1.00	0.91	0.79	0.7	1.00	0.92	0.79	0.7	1.00	1.00	0.82	0.7	1.00	1.00	0.83	0.7	1.00	1.00	0.85	0.7	1.00	1.00	0.90	0.8	
ΔT	28	26	23	19	28	26	23	19	28	26	23	19	28	26	23	19	28	26	23	19	29	27	24	20	
kW	1.44	1.44	1.44	1.5	1.60	1.60	1.60	1.6	1.77	1.77	1.77	1.8	1.96	1.96	1.96	2.0	2.18	2.17	2.17	2.17	2.42	2.42	2.42	2.4	
Amps	5.1	5.1	5.1	5.1	5.8	5.8	5.8	5.9	6.6	6.6	6.6	6.7	7.5	7.5	7.5	7.5	8.5	8.5	8.4	8.5	9.6	9.6	9.6	9.6	
Hi PR	249	250	252	256.4	288	289	290	294.6	328	329	330	334.6	371	372	373	377.7	417	418	420	424.2	467	468	470	473.7	
Lo PR	123	125	128	132.6	130	132	135	139.7	137	138	141	145.9	142	143	146	151.1	147	148	151	156.2	153	155	158	162.6	

IDB = Entering Indoor Dry Bulb Temperature  
 High and low pressures are measured at the liquid and suction service valves.  
 Shaded area is AHRI (TVA) conditions  
 kW = Total system power  
 Amps = outdoor unit amps (comp.+fan)

EXPANDED COOLING DATA — GSXN403010\*\*/CA\*TA3026\*4A\*+EEP

IDB	AIRFLOW	OUTDOOR AMBIENT TEMPERATURE												ENTERING INDOOR WET BULB TEMPERATURE												kW = Total system power Amps = outdoor unit amps (comp.-fan)	
		65°F				75°F				85°F				95°F				105°F				115°F					
		59	63	67	71	59	63	67	71	59	63	67	71	59	63	67	71	59	63	67	71	59	63	67	71		
70	900	MBh	29.5	29.9	30.8	-	29.2	29.6	30.5	-	28.5	28.9	29.7	-	27.2	27.6	28.4	-	25.6	26.0	26.8	-	24.1	24.5	25.4	-	-
		S/T	0.61	0.54	0.42	-	0.62	0.55	0.42	-	0.64	0.57	0.45	-	0.66	0.59	0.47	-	1.00	0.61	0.49	-	1.00	0.66	0.53	-	
		ΔT	19	17	14	-	19	17	14	-	20	18	14	-	19	17	14	-	19	17	14	-	20	18	15	-	
		kW	1.80	1.80	1.79	-	2.00	2.00	1.99	-	2.22	2.22	2.22	-	2.47	2.47	2.46	-	2.74	2.74	2.73	-	3.06	3.06	3.05	-	
		Amps	6.4	6.4	6.4	-	7.3	7.3	7.3	-	8.4	8.4	8.3	-	9.5	9.5	9.5	-	10.7	10.7	10.7	-	12.2	12.2	12.2	-	
		Hi/PR	244	245	247	-	282	284	285	-	322	324	325	-	366	367	368	-	412	413	415	-	462	463	464	-	
	1000	Lo/PR	120	121	124	-	127	128	131	-	133	135	138	-	139	140	143	-	144	145	148	-	150	152	155	-	
		MBh	29.9	30.3	31.2	-	29.6	30.0	30.9	-	28.9	29.3	30.1	-	27.6	28.0	28.8	-	26.0	26.4	27.2	-	24.5	24.9	25.8	-	
		S/T	0.64	0.57	0.45	-	0.65	0.58	0.45	-	0.67	0.60	0.48	-	0.69	0.62	0.49	-	1.00	0.64	0.51	-	1.00	0.69	0.56	-	
		ΔT	18	17	13	-	18	17	13	-	19	17	13	-	18	17	13	-	18	16	13	-	19	17	14	-	
		kW	1.81	1.80	1.80	-	2.01	2.01	2.00	-	2.23	2.23	2.23	-	2.48	2.47	2.47	-	2.75	2.75	2.74	-	3.07	3.07	3.06	-	
		Amps	6.4	6.4	6.4	-	7.4	7.4	7.3	-	8.4	8.4	8.4	-	9.5	9.5	9.5	-	10.8	10.8	10.7	-	12.2	12.2	12.2	-	
1125	Hi/PR	246	247	249	-	284	285	287	-	324	325	327	-	367	368	370	-	414	415	417	-	463	465	466	-		
	Lo/PR	121	123	126	-	129	130	133	-	135	136	139	-	140	142	145	-	145	147	150	-	152	153	156	-		
	MBh	30.5	30.9	31.8	-	30.2	30.6	31.5	-	29.5	29.9	30.7	-	28.2	28.6	29.4	-	26.6	27.0	27.8	-	25.1	25.5	26.4	-		
	S/T	0.66	0.59	0.46	-	0.66	0.59	0.47	-	0.68	0.61	0.49	-	0.70	0.63	0.51	-	1.00	0.65	0.53	-	1.00	0.70	0.58	-		
	ΔT	18	16	12	-	17	16	12	-	18	16	12	-	17	16	12	-	17	15	12	-	18	16	13	-		
	kW	1.81	1.81	1.81	-	2.02	2.01	2.01	-	2.24	2.24	2.24	-	2.48	2.48	2.48	-	2.76	2.75	2.75	-	3.08	3.07	3.07	-		
75	900	Amps	6.5	6.5	6.5	-	7.4	7.4	7.4	-	8.4	8.4	8.4	-	9.6	9.5	9.5	-	10.8	10.8	10.8	-	12.3	12.3	12.2	-	-
		Hi/PR	248	249	251	-	287	288	289	-	327	328	329	-	370	371	372	-	416	417	419	-	466	467	468	-	
		Lo/PR	124	125	128	-	131	132	135	-	137	139	142	-	143	144	147	-	148	149	152	-	154	156	159	-	
		MBh	29.5	29.9	30.8	32.1	29.2	29.6	30.5	31.8	28.5	28.9	29.8	31.1	27.2	27.6	28.4	29.8	25.6	26.0	26.9	28.2	24.1	24.5	25.4	26.7	
		S/T	0.73	0.66	0.54	0.4	0.74	0.67	0.54	0.4	1.00	0.69	0.57	0.4	1.00	0.71	0.58	0.5	1.00	0.73	0.60	0.5	1.00	0.78	0.65	0.5	
		ΔT	23	22	18	14	23	22	18	14	24	22	18	15	23	22	18	14	23	21	18	14	24	22	19	15	
	1000	kW	1.80	1.80	1.79	1.8	2.00	2.00	1.99	2.0	2.22	2.22	2.22	2.2	2.47	2.46	2.46	2.5	2.74	2.74	2.73	2.7	3.06	3.06	3.05	3.1	
		Amps	6.4	6.4	6.4	6.5	7.3	7.3	7.3	7.4	8.4	8.4	8.3	8.4	9.5	9.4	9.4	9.5	10.7	10.7	10.7	10.8	12.2	12.2	12.2	12.2	
		Hi/PR	244	246	247	251.4	283	284	285	289.6	323	324	325	329.7	366	369	372.8	412	413	415	415	419.3	462	463	465	468.9	
		Lo/PR	120	121	124	129.3	127	128	131	136.4	133	135	138	142.7	139	143	148.0	144	145	148	148	153.3	150	152	155	159.8	
		MBh	29.9	30.3	31.2	32.5	29.6	30.1	30.9	32.2	28.9	29.3	30.2	31.5	27.6	28.0	28.9	30.2	26.0	26.4	27.3	28.6	24.5	24.9	25.8	27.1	
		S/T	0.76	0.69	0.57	0.4	0.77	0.70	0.57	0.4	1.00	0.72	0.60	0.5	1.00	0.74	0.61	0.5	1.00	0.76	0.63	0.5	1.00	0.81	0.68	0.5	
1125	ΔT	23	21	17	14	23	21	17	13	23	21	17	14	23	21	17	13	22	20	17	13	23	22	18	14		
	kW	1.80	1.80	1.80	1.82	2.01	2.00	2.00	2.02	2.23	2.23	2.23	2.24	2.47	2.47	2.47	2.48	2.75	2.74	2.74	2.76	3.07	3.06	3.06	3.08		
	Amps	6.4	6.4	6.4	6.5	7.4	7.4	7.3	7.4	8.4	8.4	8.4	8.4	9.5	9.5	9.5	9.6	10.8	10.7	10.7	10.8	12.2	12.2	12.2	12.3		
	Hi/PR	246	247	249	253.2	284	285	287	291.4	324	326	327	331.5	368	369	370	374.6	414	415	417	421.0	464	465	466	470.6		
	Lo/PR	121	123	126	130.9	129	130	133	138.1	135	136	139	144.4	140	142	145	149.7	145	147	150	154.9	152	153	156	161.5		
	MBh	30.5	30.9	31.8	33.1	30.2	30.7	31.5	32.9	29.5	29.9	30.8	32.1	28.2	28.6	29.5	30.8	26.6	27.0	27.9	29.2	25.1	25.5	26.4	27.7		
1125	S/T	0.77	0.70	0.58	0.4	0.78	0.71	0.59	0.5	1.00	0.73	0.61	0.5	1.00	0.75	0.63	0.5	1.00	0.77	0.65	0.5	1.00	1.00	0.69	0.6		
	ΔT	22	20	16	13	22	20	16	13	22	20	16	13	22	20	16	13	21	19	16	12	23	21	17	13		
	kW	1.81	1.81	1.81	1.8	2.01	2.01	2.01	2.0	2.24	2.24	2.23	2.3	2.48	2.48	2.48	2.5	2.76	2.75	2.75	2.8	3.07	3.07	3.07	3.1		
	Amps	6.5	6.5	6.5	6.5	7.4	7.4	7.4	7.5	8.4	8.4	8.4	8.5	9.5	9.5	9.5	9.6	10.8	10.8	10.8	10.8	12.3	12.2	12.2	12.3		
	Hi/PR	248	250	251	255.5	287	288	289	293.7	327	328	330	333.7	370	371	373	376.8	416	417	419	423.3	466	467	469	472.9		
	Lo/PR	124	125	128	133.4	131	133	136	140.5	137	139	142	146.8	143	144	147	152.1	148	149	152	157.4	154	156	159	163.9		

Shaded area is ACCA (TVA) conditions

IDB = Entering Indoor Dry Bulb Temperature  
High and low pressures are measured at the liquid and suction service valves.



EXPANDED COOLING DATA — GSXN403010\*\*/CA\*TA3026\*4A\*+EEP (CONT.)

IDB	AIRFLOW	OUTDOOR AMBIENT TEMPERATURE												ENTERING INDOOR WET BULB TEMPERATURE												
		65°F				75°F				85°F				95°F				105°F				115°F				
		59	63	67	71	59	63	67	71	59	63	67	71	59	63	67	71	59	63	67	71	59	63	67	71	
<b>80</b>	MBh	29.6	30.1	30.9	32.3	29.4	29.8	30.7	32.0	28.6	29.0	29.9	31.2	27.3	27.7	28.6	29.9	25.7	26.1	27.0	28.3	24.3	24.7	25.5	26.9	
	S/T	0.85	0.78	0.65	0.5	1.00	0.78	0.66	0.5	1.00	0.81	0.68	0.6	1.00	0.83	0.70	0.6	1.00	1.00	0.72	0.6	1.00	1.00	0.77	0.6	
	ΔT	28	26	22	19	28	26	22	19	28	26	22	19	28	26	22	19	27	25	22	18	29	27	23	19	
	kW	1.80	1.80	1.79	1.8	2.00	2.00	1.99	2.0	2.22	2.22	2.22	2.2	2.47	2.47	2.46	2.5	2.74	2.74	2.73	2.7	3.06	3.06	3.05	3.1	
	Amps	6.4	6.4	6.4	6.5	7.3	7.3	7.3	7.4	8.4	8.4	8.3	8.4	9.5	9.5	9.5	9.5	10.7	10.7	10.7	10.8	12.2	12.2	12.2	12.2	
	Hi PR	245	246	248	251.9	283	284	286	290.1	323	324	326	330.1	366	367	369	373.2	413	414	415	419.7	462	463	465	469.3	
	Lo PR	120	122	125	129.8	127	129	132	137.0	134	135	138	143.2	139	141	144	148.6	144	146	149	153.8	151	152	155	160.3	
	MBh	30.1	30.5	31.3	32.7	29.8	30.2	31.1	32.4	29.0	29.4	30.3	31.6	27.7	28.1	29.0	30.3	26.1	26.5	27.4	28.7	24.7	25.1	25.9	27.3	
	S/T	0.88	0.81	0.68	0.6	1.00	0.81	0.69	0.6	1.00	0.84	0.71	0.6	1.00	0.85	0.73	0.6	1.00	1.00	0.75	0.6	1.00	1.00	0.80	0.7	
	ΔT	27	25	21	18	27	25	21	18	27	25	22	18	27	25	21	18	27	25	21	17	28	26	22	19	
	kW	1.81	1.80	1.80	1.82	2.01	2.01	2.00	2.02	2.23	2.23	2.23	2.24	2.48	2.47	2.47	2.49	2.75	2.75	2.74	2.76	3.07	3.06	3.06	3.08	
	Amps	6.4	6.4	6.4	6.5	7.4	7.4	7.3	7.4	8.4	8.4	8.4	8.4	9.5	9.5	9.5	9.6	10.8	10.8	10.7	10.8	12.2	12.2	12.2	12.3	
Hi PR	247	248	249	253.6	285	286	288	291.9	325	326	328	331.9	368	369	371	375.0	415	416	417	421.5	464	465	467	471.1		
Lo PR	122	123	126	131.5	129	131	134	138.6	135	137	140	144.9	141	142	145	150.3	146	147	150	155.5	153	154	157	162.0		
<b>1125</b>	MBh	30.7	31.1	31.9	33.3	30.4	30.8	31.7	33.0	29.6	30.0	30.9	32.2	28.3	28.7	29.6	30.9	26.7	27.1	28.0	29.3	25.3	25.7	26.6	27.9	
	S/T	1.00	0.82	0.70	0.6	1.00	0.83	0.70	0.6	1.00	0.85	0.72	0.6	1.00	0.87	0.74	0.6	1.00	1.00	0.76	0.6	1.00	1.00	0.81	0.7	
	ΔT	26	24	20	17	26	24	20	17	26	24	21	17	26	24	20	17	26	24	20	16	27	25	21	18	
	kW	1.81	1.81	1.81	1.8	2.02	2.01	2.01	2.0	2.24	2.24	2.24	2.3	2.48	2.48	2.48	2.5	2.76	2.75	2.75	2.8	3.08	3.07	3.07	3.1	
	Amps	6.5	6.5	6.5	6.5	7.4	7.4	7.4	7.5	8.4	8.4	8.4	8.5	9.6	9.5	9.5	9.6	10.8	10.8	10.8	10.8	12.3	12.3	12.2	12.3	
	Hi PR	249	250	252	255.9	287	288	290	294.1	327	328	330	334.2	370	371	373	377.3	417	418	420	423.8	466	467	469	473.4	
	Lo PR	124	126	129	133.9	132	133	136	141.1	138	139	142	147.3	143	145	148	152.7	148	150	153	157.9	155	156	159	164.4	
	<b>900</b>	MBh	30.1	30.5	31.4	32.7	29.9	30.3	31.2	32.5	29.1	29.5	30.4	31.7	27.8	28.2	29.1	30.4	26.2	26.6	27.5	28.8	24.8	25.2	26.0	27.4
		S/T	1.00	0.87	0.75	0.6	1.00	0.88	0.75	0.6	1.00	1.00	0.78	0.6	1.00	1.00	0.79	0.7	1.00	1.00	0.81	0.7	1.00	1.00	0.86	0.7
		ΔT	31	30	26	22	31	29	26	22	32	30	26	23	31	29	26	22	31	29	26	22	32	30	27	23
		kW	1.80	1.80	1.80	1.8	2.00	2.00	2.00	2.0	2.23	2.23	2.22	2.2	2.47	2.47	2.47	2.5	2.74	2.74	2.74	2.8	3.06	3.06	3.06	3.1
		Amps	6.4	6.4	6.4	6.5	7.4	7.3	7.3	7.4	8.4	8.4	8.4	8.4	9.5	9.5	9.5	9.5	10.7	10.7	10.7	10.8	12.2	12.2	12.2	12.2
Hi PR		246	247	249	253.0	284	285	287	291.2	324	325	327	331.3	367	368	370	374.4	414	415	417	420.9	463	465	466	470.5	
Lo PR		122	124	127	131.5	129	131	134	138.7	136	137	140	145.0	141	142	145	150.3	146	148	151	155.5	153	154	157	162.1	
<b>1000</b>		MBh	30.5	31.0	31.8	33.1	30.3	30.7	31.6	32.9	29.5	29.9	30.8	32.1	28.2	28.6	29.5	30.8	26.6	27.0	27.9	29.2	25.2	25.6	26.4	27.8
		S/T	1.00	0.90	0.78	0.6	1.00	0.91	0.78	0.6	1.00	1.00	0.80	0.7	1.00	1.00	0.82	0.7	1.00	1.00	0.84	0.7	1.00	1.00	1.00	0.8
		ΔT	31	29	25	21	30	29	25	21	31	29	25	22	30	29	25	21	30	28	25	21	31	30	26	22
		kW	1.81	1.81	1.80	1.82	2.01	2.01	2.01	2.02	2.24	2.23	2.23	2.25	2.48	2.48	2.47	2.49	2.75	2.75	2.75	2.76	3.07	3.07	3.07	3.08
		Amps	6.5	6.5	6.4	6.5	7.4	7.4	7.4	7.4	8.4	8.4	8.4	8.5	9.5	9.5	9.5	9.6	10.8	10.8	10.8	10.8	12.2	12.2	12.2	12.3
	Hi PR	248	249	251	254.8	286	287	289	293.0	326	327	329	333.0	369	370	372	376.2	416	417	418	422.6	465	466	468	472.2	
	Lo PR	124	125	128	133.2	131	132	135	140.4	137	139	142	146.7	143	144	147	152.0	148	149	152	157.2	154	156	159	163.8	
	<b>1125</b>	MBh	31.1	31.6	32.4	33.8	30.9	31.3	32.2	33.5	30.1	30.5	31.4	32.7	28.8	29.2	30.1	31.4	27.2	27.6	28.5	29.8	25.8	26.2	27.0	28.4
		S/T	1.00	0.91	0.79	0.7	1.00	0.92	0.79	0.7	1.00	1.00	0.82	0.7	1.00	1.00	0.84	0.7	1.00	1.00	0.86	0.7	1.00	1.00	1.00	0.8
		ΔT	30	28	24	20	30	28	24	20	30	28	24	21	30	28	24	20	29	27	24	20	30	29	25	21
		kW	1.82	1.82	1.81	1.8	2.02	2.02	2.01	2.0	2.24	2.24	2.24	2.3	2.49	2.49	2.48	2.5	2.76	2.76	2.75	2.8	3.08	3.08	3.07	3.1
		Amps	6.5	6.5	6.5	6.6	7.4	7.4	7.4	7.5	8.5	8.4	8.4	8.5	9.6	9.6	9.5	9.6	10.8	10.8	10.8	10.9	12.3	12.3	12.3	12.3
Hi PR		250	251	253	257.1	288	289	291	295.3	328	329	331	335.3	371	372	374	378.4	418	419	421	424.9	468	469	470	474.5	
Lo PR		126	128	131	135.7	133	135	138	142.8	140	141	144	149.1	145	146	149	154.4	150	152	155	159.7	157	158	161	166.2	

IDB = Entering Indoor Dry Bulb Temperature  
 High and low pressures are measured at the liquid and suction service valves.  
 Shaded area is AHRI (TVA) conditions  
 kW = Total system power  
 Amps = outdoor unit amps (comp.+fan)

EXPANDED COOLING DATA — GSXN403610\*\*/CA\*TA3626\*4A\*+EEP

IDB	AIRFLOW	OUTDOOR AMBIENT TEMPERATURE												ENTERING INDOOR WET BULB TEMPERATURE												
		65°F				75°F				85°F				95°F				105°F				115°F				
		59	63	67	71	59	63	67	71	59	63	67	71	59	63	67	71	59	63	67	71	59	63	67	71	
70	1050	MBh	34.9	35.4	36.5	-	34.6	35.1	36.1	-	33.7	34.2	35.2	-	32.1	32.6	33.7	-	30.2	30.7	31.8	-	28.5	29.0	30.0	-
		S/T	0.61	0.54	0.41	-	0.62	0.54	0.41	-	0.64	0.57	0.44	-	0.66	0.59	0.45	-	0.68	0.61	0.48	-	1.00	0.66	0.53	-
		ΔT	20	18	15	-	20	18	15	-	21	19	15	-	20	18	15	-	20	18	15	-	21	19	16	-
		kW	2.15	2.15	2.15	-	2.39	2.39	2.39	-	2.66	2.65	2.65	-	2.94	2.94	2.94	-	3.26	3.26	3.26	-	3.64	3.64	3.63	-
		Amps	7.5	7.5	7.5	-	8.6	8.6	8.6	-	9.8	9.8	9.8	-	11.1	11.1	11.1	-	12.6	12.6	12.6	-	14.3	14.3	14.3	-
		Hi PR	246	247	248	-	284	285	287	-	325	326	328	-	368	369	371	-	415	417	418	-	466	467	468	-
	Lo PR	119	120	123	-	126	127	130	-	132	134	137	-	138	139	142	-	143	144	147	-	149	151	154	-	
	1150	MBh	35.3	35.7	36.8	-	34.9	35.4	36.5	-	34.0	34.5	35.6	-	32.5	33.0	34.0	-	30.6	31.0	32.1	-	28.8	29.3	30.3	-
		S/T	0.65	0.57	0.44	-	0.66	0.58	0.45	-	0.68	0.61	0.47	-	0.70	0.62	0.49	-	1.00	0.65	0.51	-	1.00	0.70	0.56	-
		ΔT	20	18	14	-	19	18	14	-	20	18	14	-	19	18	14	-	19	17	14	-	20	18	15	-
		kW	2.16	2.16	2.16	-	2.40	2.40	2.39	-	2.66	2.66	2.66	-	2.95	2.95	2.94	-	3.27	3.27	3.26	-	3.65	3.64	3.64	-
		Amps	7.6	7.6	7.5	-	8.7	8.7	8.6	-	9.9	9.9	9.8	-	11.2	11.2	11.2	-	12.6	12.6	12.6	-	14.4	14.4	14.3	-
Hi PR		247	248	250	-	286	287	289	-	326	327	329	-	370	371	373	-	417	418	420	-	467	468	470	-	
Lo PR	120	122	125	-	127	129	132	-	134	135	138	-	139	140	143	-	144	146	149	-	151	152	155	-		
1350	MBh	36.0	36.5	37.6	-	35.7	36.2	37.3	-	34.8	35.3	36.4	-	33.3	33.8	34.8	-	31.4	31.8	32.9	-	29.6	30.1	31.1	-	
	S/T	0.69	0.61	0.48	-	0.69	0.62	0.49	-	0.72	0.65	0.51	-	0.74	0.66	0.53	-	1.00	0.69	0.55	-	1.00	0.74	0.60	-	
	ΔT	18	16	13	-	18	16	13	-	18	17	13	-	18	16	13	-	18	16	12	-	19	17	14	-	
	kW	2.18	2.17	2.17	-	2.41	2.41	2.41	-	2.68	2.68	2.67	-	2.96	2.96	2.96	-	3.28	3.28	3.28	-	3.66	3.66	3.65	-	
	Amps	7.6	7.6	7.6	-	8.7	8.7	8.7	-	9.9	9.9	9.9	-	11.2	11.2	11.2	-	12.7	12.7	12.7	-	14.4	14.4	14.4	-	
	Hi PR	250	251	253	-	289	290	291	-	329	330	332	-	373	374	375	-	420	421	422	-	470	471	473	-	
Lo PR	123	124	127	-	130	131	134	-	136	138	141	-	142	143	146	-	147	148	151	-	153	155	158	-		
75	1050	MBh	34.9	35.4	36.5	38.1	34.6	35.1	36.2	37.8	33.7	34.2	35.3	36.8	32.2	32.7	33.7	35.3	30.3	30.7	31.8	33.4	28.5	29.0	30.0	31.6
		S/T	0.74	0.66	0.53	0.4	0.74	0.67	0.54	0.4	0.77	0.69	0.56	0.4	1.00	0.71	0.58	0.4	1.00	0.73	0.60	0.5	1.00	0.78	0.65	0.5
		ΔT	25	23	19	15	24	23	19	15	25	23	19	16	24	23	19	15	24	22	19	15	25	23	20	16
		kW	2.15	2.15	2.15	2.2	2.39	2.39	2.38	2.4	2.65	2.65	2.65	2.7	2.94	2.94	2.93	3.0	3.26	3.26	3.26	3.3	3.64	3.63	3.63	3.6
		Amps	7.5	7.5	7.5	7.6	8.6	8.6	8.6	8.7	9.8	9.8	9.8	9.9	11.1	11.1	11.1	11.2	12.6	12.6	12.6	12.7	14.3	14.3	14.3	14.4
		Hi PR	246	247	249	252.9	285	286	287	291.6	325	326	328	332.1	369	370	371	375.7	416	417	418	422.7	466	467	469	472.9
	Lo PR	119	120	123	128.4	126	128	131	135.6	132	134	137	141.9	138	139	142	147.2	143	144	147	152.4	149	151	154	159.0	
	1150	MBh	35.3	35.8	36.8	38.4	35.0	35.5	36.5	38.1	34.1	34.5	35.6	37.2	32.5	33.0	34.0	35.6	30.6	31.1	32.1	33.7	28.8	29.3	30.4	32.0
		S/T	0.77	0.70	0.57	0.4	0.78	0.71	0.57	0.4	1.00	0.73	0.60	0.5	1.00	0.75	0.62	0.5	1.00	0.77	0.64	0.5	1.00	0.82	0.69	0.6
		ΔT	24	22	18	15	24	22	18	15	24	22	18	15	24	22	18	14	23	22	18	14	25	23	19	15
		kW	2.16	2.16	2.15	2.17	2.40	2.40	2.39	2.41	2.66	2.66	2.66	2.67	2.95	2.94	2.94	2.96	3.27	3.27	3.26	3.28	3.64	3.64	3.64	3.66
		Amps	7.6	7.6	7.5	7.6	8.7	8.6	8.6	8.7	9.9	9.9	9.8	9.9	11.2	11.1	11.1	11.2	12.6	12.6	12.6	12.7	14.4	14.4	14.4	14.4
Hi PR		247	248	250	254.4	286	287	289	293.0	326	328	329	333.5	370	371	373	377.1	417	418	420	424.1	467	468	470	474.3	
Lo PR	120	122	125	129.6	127	129	132	136.8	134	135	138	143.1	139	143	148.4	151.2	144	146	149	153.7	151	152	155	160.2		
1350	MBh	36.1	36.6	37.6	39.2	35.8	36.2	37.3	38.9	34.8	35.3	36.4	38.0	33.3	33.8	34.8	36.4	31.4	31.9	32.9	34.5	29.6	30.1	31.2	32.7	
	S/T	0.81	0.74	0.61	0.5	0.82	0.75	0.61	0.5	1.00	0.77	0.64	0.5	1.00	0.79	0.66	0.5	1.00	0.81	0.68	0.5	1.00	1.00	0.73	0.6	
	ΔT	22	21	17	13	22	20	17	13	23	21	17	13	22	20	17	13	22	20	17	13	23	21	18	14	
	kW	2.17	2.17	2.17	2.2	2.41	2.41	2.41	2.4	2.68	2.67	2.67	2.7	2.96	2.96	2.96	3.0	3.28	3.28	3.28	3.3	3.66	3.66	3.65	3.7	
	Amps	7.6	7.6	7.6	7.7	8.7	8.7	8.7	8.8	9.9	9.9	9.9	10.0	11.2	11.2	11.2	11.3	12.7	12.7	12.7	12.8	14.4	14.4	14.4	14.5	
	Hi PR	250	251	253	257.2	289	290	292	295.8	329	330	332	336.3	373	374	376	379.9	420	421	423	427.0	470	471	473	477.1	
Lo PR	123	124	127	132.3	130	131	134	139.5	136	138	141	145.8	142	143	146	151.2	147	148	151	156.4	153	155	158	163.0		

IDB = Entering Indoor Dry Bulb Temperature  
 High and low pressures are measured at the liquid and suction service valves.  
 Shaded area is ACCA (TVA) conditions  
 kW = Total system power  
 Amps = outdoor unit amps (comp. fan)

EXPANDED COOLING DATA — GSXN403610\*\*/CA\*TA3626\*4A\*+EEP (CONT.)

IDB	AIRFLOW	OUTDOOR AMBIENT TEMPERATURE												ENTERING INDOOR WET BULB TEMPERATURE											
		65°F				75°F				85°F				95°F				105°F				115°F			
		59	63	67	71	59	63	67	71	59	63	67	71	59	63	67	71	59	63	67	71	59	63	67	71
<b>80</b>	MBh	35.1	35.6	36.7	38.2	34.8	35.3	36.3	37.9	33.9	34.4	35.4	37.0	32.3	32.8	33.9	35.5	30.4	30.9	32.0	33.6	28.7	29.2	30.2	31.8
	S/T	0.86	0.79	0.65	0.5	1.00	0.79	0.66	0.5	1.00	0.82	0.68	0.5	1.00	0.83	0.70	0.6	1.00	0.86	0.72	0.6	1.00	1.00	0.77	0.6
	ΔT	29	27	23	20	29	27	23	20	29	27	23	20	29	27	23	19	28	27	23	19	30	28	24	20
	kW	2.15	2.15	2.15	2.2	2.39	2.39	2.38	2.4	2.66	2.65	2.65	2.7	2.94	2.94	2.94	3.0	3.26	3.26	3.26	3.3	3.64	3.64	3.63	3.6
	Amps	7.5	7.5	7.5	7.6	8.6	8.6	8.6	8.7	9.8	9.8	9.8	9.9	11.1	11.1	11.1	11.2	12.6	12.6	12.6	12.7	14.3	14.3	14.3	14.4
	Hi PR	246	247	249	253.4	285	286	288	292.0	325	327	328	332.5	369	370	372	376.1	416	417	419	423.2	466	467	469	473.3
	Lo PR	119	121	124	128.9	127	128	131	136.1	133	134	137	142.4	138	140	143	147.7	143	145	148	153.0	150	151	154	159.5
	MBh	35.5	35.9	37.0	38.6	35.1	35.6	36.7	38.3	34.2	34.7	35.8	37.4	32.7	33.2	34.2	35.8	30.8	31.2	32.3	33.9	29.0	29.5	30.5	32.1
	S/T	0.90	0.82	0.69	0.6	1.00	0.83	0.70	0.6	1.00	0.85	0.72	0.6	1.00	0.87	0.74	0.6	1.00	1.00	0.76	0.6	1.00	1.00	0.81	0.7
	ΔT	28	26	22	19	28	26	22	19	28	26	23	19	28	26	22	19	28	26	22	18	29	27	23	20
	kW	2.16	2.16	2.16	2.17	2.40	2.40	2.39	2.41	2.66	2.66	2.66	2.68	2.95	2.95	2.95	2.96	3.27	3.27	3.26	3.28	3.65	3.64	3.64	3.66
	Amps	7.6	7.6	7.5	7.6	8.7	8.7	8.6	8.7	9.9	9.9	9.8	9.9	11.2	11.2	11.2	11.2	12.6	12.6	12.6	12.7	14.4	14.4	14.4	14.4
Hi PR	248	249	251	254.8	286	287	289	293.5	327	328	330	334.0	371	372	373	377.6	418	419	420	424.6	468	469	471	474.8	
Lo PR	121	122	125	130.1	128	129	132	137.3	134	136	139	143.6	139	141	144	148.9	145	146	149	154.2	151	153	156	160.7	
<b>85</b>	MBh	36.2	36.7	37.8	39.4	35.9	36.4	37.5	39.1	35.0	35.5	36.6	38.1	33.5	34.0	35.0	36.6	31.6	32.0	33.1	34.7	29.8	30.3	31.3	32.9
	S/T	1.00	0.86	0.73	0.6	1.00	0.87	0.74	0.6	1.00	0.89	0.76	0.6	1.00	0.91	0.78	0.6	1.00	1.00	0.80	0.7	1.00	1.00	0.85	0.7
	ΔT	27	25	21	17	27	25	21	17	27	25	21	17	27	25	21	17	26	24	21	17	28	26	22	18
	kW	2.18	2.17	2.17	2.2	2.41	2.41	2.41	2.4	2.68	2.68	2.67	2.7	2.96	2.96	2.96	3.0	3.28	3.28	3.28	3.3	3.66	3.66	3.65	3.7
	Amps	7.6	7.6	7.6	7.7	8.7	8.7	8.7	8.8	9.9	9.9	9.9	10.0	11.2	11.2	11.2	11.3	12.7	12.7	12.7	12.8	14.4	14.4	14.4	14.5
	Hi PR	251	252	253	257.6	289	290	292	296.3	330	331	333	336.8	373	374	376	380.4	420	421	423	427.4	471	472	473	477.6
	Lo PR	123	125	128	132.9	131	132	135	140.1	137	138	141	146.4	142	144	147	151.7	147	149	152	156.9	154	155	158	163.5
	MBh	35.7	36.2	37.2	38.8	35.4	35.9	36.9	38.5	34.5	35.0	36.0	37.6	32.9	33.4	34.5	36.0	31.0	31.5	32.5	34.1	29.3	29.8	30.8	32.4
	S/T	1.00	0.88	0.75	0.6	1.00	0.89	0.76	0.6	1.00	0.90	0.78	0.6	1.00	1.00	0.80	0.7	1.00	1.00	0.82	0.7	1.00	1.00	0.87	0.7
	ΔT	33	31	27	23	32	31	27	23	33	31	27	24	32	31	27	23	32	30	27	23	33	31	28	24
	kW	2.16	2.16	2.15	2.2	2.40	2.39	2.39	2.4	2.66	2.66	2.65	2.7	2.95	2.94	2.94	3.0	3.27	3.26	3.26	3.3	3.64	3.64	3.64	3.7
	Amps	7.6	7.5	7.5	7.6	8.6	8.6	8.6	8.7	9.9	9.8	9.8	9.9	11.2	11.2	11.1	11.2	12.6	12.6	12.6	12.7	14.3	14.3	14.3	14.4
Hi PR	247	249	250	254.5	286	287	289	293.2	327	328	329	333.7	370	371	373	377.3	417	418	420	424.3	467	469	470	474.5	
Lo PR	121	123	126	130.7	128	130	133	137.9	135	136	139	144.2	140	141	144	149.5	145	147	150	154.7	152	153	156	161.3	
MBh	36.0	36.5	37.6	39.2	35.7	36.2	37.3	38.8	34.8	35.3	36.3	37.9	33.3	33.7	34.8	36.4	31.3	31.8	32.9	34.5	29.6	30.1	31.1	32.7	
S/T	1.00	0.92	0.79	0.7	1.00	0.93	0.80	0.7	1.00	1.00	0.82	0.7	1.00	1.00	0.84	0.7	1.00	1.00	0.86	0.7	1.00	1.00	0.91	0.8	
ΔT	32	30	26	23	32	30	26	22	32	30	26	23	32	30	26	22	31	29	26	22	33	31	27	23	
kW	2.17	2.16	2.16	2.18	2.40	2.40	2.40	2.42	2.67	2.67	2.66	2.68	2.95	2.95	2.95	2.97	3.28	3.27	3.27	3.29	3.65	3.65	3.64	3.66	
Amps	7.6	7.6	7.6	7.7	8.7	8.7	8.7	8.7	9.9	9.9	9.9	9.9	11.2	11.2	11.2	11.3	12.7	12.7	12.6	12.7	14.4	14.4	14.4	14.4	
Hi PR	249	250	252	256.0	288	289	290	294.6	328	329	331	335.1	372	373	374	378.7	419	420	421	425.7	469	470	472	475.9	
Lo PR	122	124	127	131.9	130	131	134	139.1	136	137	140	145.4	141	143	146	150.7	146	148	151	155.9	153	154	157	162.5	
MBh	36.8	37.3	38.4	39.9	36.5	37.0	38.1	39.6	35.6	36.1	37.1	38.7	34.0	34.5	35.6	37.2	32.1	32.6	33.7	35.3	30.4	30.9	31.9	33.5	
S/T	1.00	0.96	0.83	0.7	1.00	0.97	0.84	0.7	1.00	1.00	0.86	0.7	1.00	1.00	0.88	0.7	1.00	1.00	0.90	0.8	1.00	1.00	0.90	0.8	
ΔT	30	29	25	21	30	28	25	21	31	29	25	21	30	28	25	21	30	28	25	21	31	29	26	22	
kW	2.18	2.18	2.17	2.2	2.42	2.42	2.41	2.4	2.68	2.68	2.68	2.7	2.97	2.97	2.96	3.0	3.29	3.29	3.28	3.3	3.66	3.66	3.66	3.7	
Amps	7.7	7.6	7.6	7.7	8.7	8.7	8.7	8.8	10.0	9.9	9.9	10.0	11.3	11.3	11.2	11.3	12.7	12.7	12.7	12.8	14.4	14.4	14.4	14.5	
Hi PR	252	253	255	258.8	290	291	293	297.4	331	332	334	337.9	374	376	377	381.5	422	423	424	428.6	472	473	474	478.7	
Lo PR	125	127	130	134.6	132	134	137	141.8	139	140	143	148.1	144	145	148	153.5	149	151	154	158.7	156	157	160	165.2	

IDB = Entering Indoor Dry Bulb Temperature  
 High and low pressures are measured at the liquid and suction service valves.  
 Shaded area is AHRI (TVA) conditions  
 kW = Total system power  
 Amps = outdoor unit amps (comp.+fan)

EXPANDED COOLING DATA — GSXN404210\*\*/CA\*TA4230\*4A\*+EEP

IDB	AIRFLOW	OUTDOOR AMBIENT TEMPERATURE												ENTERING INDOOR WET BULB TEMPERATURE												
		65°F				75°F				85°F				95°F				105°F				115°F				
		59	63	67	71	59	63	67	71	59	63	67	71	59	63	67	71	59	63	67	71	59	63	67	71	
<b>70</b>	<b>1300</b>	MBh	40.7	41.3	42.5	44.1	40.4	40.9	42.1	43.3	39.3	39.9	41.1	42.9	37.5	38.1	39.3	41.1	35.3	35.9	37.1	38.9	33.3	33.8	35.0	36.8
		S/T	0.66	0.58	0.45	0.30	0.66	0.59	0.45	0.30	0.69	0.61	0.48	0.30	0.71	0.63	0.50	0.48	1.00	0.65	0.52	0.42	1.00	0.71	0.57	0.42
		ΔT	20	18	14	11	20	18	14	11	20	18	14	11	19	18	14	11	19	17	14	11	20	19	15	12
		kW	2.48	2.48	2.48	2.48	2.76	2.76	2.76	2.76	3.07	3.07	3.07	3.07	3.41	3.41	3.40	3.40	3.78	3.78	3.78	3.78	4.22	4.22	4.22	4.22
	<b>1400</b>	Amps	8.7	8.7	8.7	8.7	10.0	10.0	10.0	10.0	11.4	11.4	11.4	11.4	13.0	13.0	12.9	12.9	14.7	14.7	14.7	14.7	16.7	16.7	16.7	16.7
		Hi PR	251	252	254	254	290	291	293	293	331	332	334	334	376	377	378	378	423	424	426	426	474	475	477	477
		Lo PR	123	124	127	127	130	132	135	135	137	138	141	141	142	144	147	147	148	149	152	152	154	156	159	159
		MBh	41.1	41.7	42.9	44.4	40.7	41.3	42.5	44.1	39.7	40.2	41.4	43.2	37.9	38.4	39.6	41.4	35.7	36.2	37.4	39.2	33.7	34.2	35.4	37.2
	<b>1575</b>	S/T	0.68	0.61	0.47	0.30	0.69	0.61	0.48	0.30	0.71	0.64	0.50	0.30	1.00	0.66	0.52	0.48	1.00	0.68	0.54	0.42	1.00	0.73	0.59	0.42
		ΔT	19	17	13	10	19	17	13	10	19	17	14	11	19	17	13	10	19	17	13	10	20	18	14	11
		kW	2.49	2.49	2.49	2.49	2.77	2.77	2.76	2.76	3.08	3.08	3.07	3.07	3.42	3.41	3.41	3.41	3.79	3.79	3.78	3.78	4.23	4.23	4.22	4.22
		Amps	8.8	8.8	8.8	8.8	10.1	10.0	10.0	10.0	11.5	11.5	11.4	11.4	13.0	13.0	13.0	13.0	14.7	14.7	14.7	14.7	16.7	16.7	16.7	16.7
<b>1300</b>	Hi PR	252	253	255	255	291	292	294	294	333	334	335	335	377	378	380	380	425	426	427	427	475	477	478	478	
	Lo PR	124	126	129	129	131	133	136	136	138	139	143	143	143	145	148	148	149	150	153	153	155	157	160	160	
	MBh	41.9	42.4	43.6	44.6	41.5	42.1	43.3	44.6	40.5	41.0	42.2	44.0	38.6	39.2	40.4	42.2	36.4	37.0	38.2	40.0	34.4	35.0	36.2	38.0	
	S/T	0.70	0.63	0.49	0.30	0.71	0.63	0.50	0.30	0.73	0.66	0.52	0.30	1.00	0.68	0.54	0.48	1.00	0.70	0.56	0.42	1.00	0.75	0.61	0.42	
<b>1400</b>	ΔT	18	16	12	9	18	16	12	9	18	16	13	10	18	16	12	9	18	16	12	9	19	17	13	10	
	kW	2.50	2.50	2.50	2.50	2.78	2.78	2.78	2.78	3.09	3.09	3.09	3.09	3.43	3.43	3.42	3.42	3.80	3.80	3.80	3.80	4.24	4.24	4.24	4.24	
	Amps	8.8	8.8	8.8	8.8	10.1	10.1	10.1	10.1	11.5	11.5	11.5	11.5	13.1	13.1	13.0	13.0	14.8	14.8	14.8	14.8	16.8	16.8	16.8	16.8	
	Hi PR	254	255	257	257	294	295	296	296	335	336	338	338	379	380	382	382	427	428	430	430	478	479	481	481	
<b>1575</b>	Lo PR	126	128	131	131	134	135	138	138	140	142	145	145	146	147	150	150	151	153	156	156	158	159	162	162	
	MBh	40.7	41.3	42.5	44.3	40.4	40.9	42.1	44.0	39.3	39.9	41.1	42.9	37.5	38.1	39.3	41.1	35.3	35.9	37.1	38.9	33.3	33.9	35.1	36.9	
	S/T	0.79	0.71	0.58	0.4	0.79	0.72	0.58	0.4	1.00	0.74	0.61	0.5	1.00	0.76	0.63	0.5	1.00	0.78	0.65	0.5	1.00	1.00	0.70	0.6	
	ΔT	24	22	18	15	24	22	18	15	24	22	18	15	24	22	18	15	23	22	18	14	25	23	19	15	
<b>1300</b>	kW	2.48	2.48	2.48	2.5	2.76	2.76	2.75	2.8	3.07	3.07	3.06	3.1	3.41	3.40	3.40	3.4	3.78	3.78	3.77	3.8	4.22	4.22	4.21	4.2	
	Amps	8.7	8.7	8.7	8.8	10.0	10.0	10.0	10.1	11.4	11.4	11.4	11.5	13.0	13.0	12.9	13.0	14.7	14.7	14.7	14.7	16.7	16.7	16.7	16.8	
	Hi PR	251	252	254	258.3	290	291	293	297.5	331	333	334	338.6	376	377	379	382.9	424	425	426	430.7	474	476	477	481.6	
	Lo PR	123	124	128	132.7	130	132	135	140.0	137	138	141	146.5	142	144	147	152.0	148	149	152	157.3	154	156	159	164.0	
<b>1400</b>	MBh	41.1	41.7	42.9	44.7	40.8	41.3	42.5	44.4	39.7	40.3	41.5	43.3	37.9	38.5	39.7	41.5	35.7	36.3	37.5	39.3	33.7	34.2	35.4	37.3	
	S/T	0.81	0.73	0.60	0.5	0.81	0.74	0.61	0.5	1.00	0.76	0.63	0.5	1.00	0.78	0.65	0.5	1.00	0.81	0.67	0.5	1.00	1.00	0.72	0.6	
	ΔT	23	21	18	14	23	21	18	14	23	21	18	14	23	21	18	14	23	21	17	14	24	22	19	15	
	kW	2.49	2.49	2.48	2.50	2.77	2.77	2.76	2.78	3.08	3.08	3.07	3.09	3.41	3.41	3.41	3.43	3.79	3.79	3.78	3.80	4.23	4.23	4.22	4.24	
<b>1575</b>	Amps	8.8	8.8	8.7	8.8	10.0	10.0	10.0	10.1	11.5	11.5	11.4	11.5	13.0	13.0	13.0	13.1	14.7	14.7	14.7	14.8	16.7	16.7	16.7	16.8	
	Hi PR	252	253	255	259.5	292	293	294	298.8	333	334	336	339.9	377	378	380	384.2	425	426	428	431.9	476	477	479	482.9	
	Lo PR	124	126	129	133.9	131	133	136	141.2	138	139	143	147.7	143	145	148	153.1	149	150	153	158.5	155	157	160	165.2	
	MBh	41.9	42.5	43.7	45.5	41.5	42.1	43.3	45.1	40.5	41.0	42.2	44.1	38.7	39.2	40.4	42.3	36.5	37.0	38.2	40.1	34.4	35.0	36.2	38.1	
<b>1300</b>	S/T	0.83	0.75	0.62	0.5	1.00	0.76	0.63	0.5	1.00	0.78	0.65	0.5	1.00	0.80	0.67	0.5	1.00	0.83	0.69	0.6	1.00	1.00	0.74	0.6	
	ΔT	22	20	17	13	22	20	17	13	22	20	17	13	22	20	17	13	22	20	16	13	23	21	18	14	
	kW	2.50	2.50	2.50	2.5	2.78	2.78	2.77	2.8	3.09	3.09	3.08	3.1	3.43	3.42	3.42	3.4	3.80	3.80	3.79	3.8	4.24	4.24	4.23	4.3	
	Amps	8.8	8.8	8.8	8.9	10.1	10.1	10.1	10.2	11.5	11.5	11.5	11.6	13.1	13.0	13.0	13.1	14.8	14.8	14.7	14.8	16.8	16.8	16.8	16.9	
<b>1575</b>	Hi PR	255	256	257	261.8	294	295	297	301.0	335	336	338	342.1	379	380	382	386.4	427	428	430	434.2	478	479	481	485.1	
	Lo PR	126	128	131	136.2	134	135	138	143.5	140	142	145	150.0	146	147	150	155.5	151	153	156	160.8	158	159	162	167.5	
	MBh	41.9	42.5	43.7	45.5	41.5	42.1	43.3	45.1	40.5	41.0	42.2	44.1	38.7	39.2	40.4	42.3	36.5	37.0	38.2	40.1	34.4	35.0	36.2	38.1	
	S/T	0.83	0.75	0.62	0.5	1.00	0.76	0.63	0.5	1.00	0.78	0.65	0.5	1.00	0.80	0.67	0.5	1.00	0.83	0.69	0.6	1.00	1.00	0.74	0.6	

IDB = Entering Indoor Dry Bulb Temperature  
 High and low pressures are measured at the liquid and suction service valves.  
 Shaded area is ACCA (TVA) conditions  
 kW = Total system power  
 Amps = outdoor unit amps (comp. fan)

EXPANDED COOLING DATA — GSXN404210\*\*/CA\*TA4230\*4A\*+EEP (CONT.)

IDB	AIRFLOW	OUTDOOR AMBIENT TEMPERATURE												ENTERING INDOOR WET BULB TEMPERATURE												
		65°F				75°F				85°F				95°F				105°F				115°F				
		59	63	67	71	59	63	67	71	59	63	67	71	59	63	67	71	59	63	67	71	59	63	67	71	
<b>80</b>	MBh	40.9	41.5	42.7	44.5	40.6	41.2	42.4	44.2	39.5	40.1	41.3	43.1	37.7	38.3	39.5	41.3	35.5	36.1	37.3	39.1	33.5	34.1	35.3	37.1	
	S/T	1.00	0.83	0.70	0.6	1.00	0.84	0.71	0.6	1.00	0.86	0.73	0.6	1.00	0.88	0.75	0.6	1.00	1.00	0.77	0.6	1.00	1.00	0.82	0.7	
	ΔT	28	26	23	19	28	26	22	19	28	26	23	19	28	26	22	19	28	26	22	18	29	27	23	20	
	kW	2.48	2.48	2.48	2.5	2.76	2.76	2.76	2.8	3.07	3.07	3.07	3.1	3.41	3.41	3.40	3.4	3.78	3.78	3.78	3.8	4.22	4.22	4.22	4.2	
	Amps	8.7	8.7	8.7	8.8	10.0	10.0	10.0	10.1	11.4	11.4	11.4	11.5	13.0	13.0	12.9	13.0	14.7	14.7	14.7	14.8	16.7	16.7	16.7	16.8	
	Hi PR	252	253	254	258.7	291	292	294	298.0	332	333	335	339.1	376	377	379	383.4	424	425	427	431.1	475	476	478	482.1	
	Lo PR	123	125	128	133.2	131	132	135	140.6	137	139	142	147.0	143	144	147	152.5	148	150	153	157.9	155	156	159	164.6	
	MBh	41.3	41.9	43.1	44.9	41.0	41.5	42.7	44.6	39.9	40.5	41.7	43.5	38.1	38.7	39.9	41.7	35.9	36.5	37.7	39.5	33.9	34.5	35.7	37.5	
	S/T	1.00	0.86	0.72	0.6	1.00	0.86	0.73	0.6	1.00	0.89	0.75	0.6	1.00	1.00	0.77	0.6	1.00	1.00	0.80	0.7	1.00	1.00	0.85	0.7	
	ΔT	27	25	22	18	27	25	22	18	28	26	22	18	27	25	22	18	27	25	22	18	28	26	23	19	
	kW	2.49	2.49	2.48	2.51	2.77	2.77	2.76	2.78	3.08	3.08	3.07	3.09	3.42	3.41	3.41	3.43	3.79	3.79	3.78	3.81	4.23	4.23	4.22	4.25	
	Amps	8.8	8.8	8.7	8.8	10.1	10.0	10.0	10.1	11.5	11.5	11.4	11.5	13.0	13.0	13.0	13.1	14.7	14.7	14.7	14.8	16.7	16.7	16.7	16.8	
Hi PR	253	254	256	260.0	292	293	295	299.2	333	334	336	340.4	377	379	380	384.6	425	426	428	432.4	476	477	479	483.3		
Lo PR	125	126	129	134.4	132	134	137	141.8	138	140	143	148.2	144	145	149	153.7	149	151	154	159.0	156	158	161	165.7		
<b>1575</b>	MBh	42.1	42.7	43.9	45.7	41.7	42.3	43.5	45.3	40.7	41.3	42.5	44.3	38.9	39.4	40.6	42.5	36.7	37.2	38.4	40.3	34.7	35.2	36.4	38.3	
	S/T	1.00	0.88	0.74	0.6	1.00	0.88	0.75	0.6	1.00	0.91	0.77	0.6	1.00	1.00	0.79	0.7	1.00	1.00	0.82	0.7	1.00	1.00	0.87	0.7	
	ΔT	26	25	21	17	26	24	21	17	27	25	21	17	26	24	21	17	26	24	21	17	27	25	22	18	
	kW	2.50	2.50	2.50	2.5	2.78	2.78	2.77	2.8	3.09	3.09	3.09	3.1	3.43	3.43	3.42	3.4	3.80	3.80	3.80	3.8	4.24	4.24	4.24	4.3	
	Amps	8.8	8.8	8.8	8.9	10.1	10.1	10.1	10.2	11.5	11.5	11.5	11.6	13.1	13.1	13.0	13.1	14.8	14.8	14.7	14.8	16.8	16.8	16.8	16.9	
	Hi PR	255	256	258	262.2	294	295	297	301.5	335	337	338	342.6	380	381	383	386.9	427	429	430	434.6	478	479	481	485.6	
	Lo PR	127	128	132	136.7	134	136	139	144.1	141	142	145	150.5	146	148	151	156.0	152	153	156	161.3	158	160	163	168.1	
	<b>1300</b>	MBh	41.6	42.2	43.4	45.2	41.3	41.8	43.0	44.9	40.2	40.8	42.0	43.8	38.4	39.0	40.2	42.0	36.2	36.8	38.0	39.8	34.2	34.8	36.0	37.8
		S/T	1.00	0.93	0.80	0.7	1.00	0.94	0.81	0.7	1.00	1.00	0.83	0.7	1.00	1.00	0.85	0.7	1.00	1.00	0.87	0.7	1.00	1.00	1.00	0.8
		ΔT	32	30	26	23	32	30	26	23	32	30	26	23	32	30	26	23	31	30	26	22	33	31	27	23
		kW	2.49	2.49	2.48	2.5	2.77	2.77	2.76	2.8	3.08	3.08	3.07	3.1	3.41	3.41	3.41	3.4	3.79	3.79	3.78	3.8	4.23	4.23	4.22	4.2
		Amps	8.8	8.8	8.7	8.8	10.0	10.0	10.0	10.1	11.5	11.5	11.4	11.5	13.0	13.0	13.0	13.1	14.7	14.7	14.7	14.8	16.7	16.7	16.7	16.8
Hi PR		253	254	256	259.9	292	293	295	299.1	333	334	336	340.3	377	378	380	384.6	425	426	428	432.3	476	477	479	483.2	
Lo PR		125	127	130	135.0	133	134	137	142.4	139	141	144	148.9	145	146	149	154.3	150	151	155	159.7	157	158	161	166.4	
<b>1400</b>		MBh	42.0	42.6	43.8	45.6	41.6	42.2	43.4	45.2	40.6	41.2	42.4	44.2	38.8	39.4	40.6	42.4	36.6	37.1	38.3	40.2	34.6	35.1	36.3	38.2
		S/T	1.00	0.96	0.82	0.7	1.00	0.96	0.83	0.7	1.00	1.00	0.85	0.7	1.00	1.00	0.87	0.7	1.00	1.00	0.90	0.8	1.00	1.00	1.00	0.8
		ΔT	31	29	26	22	31	29	26	22	31	29	26	22	31	29	26	22	31	29	25	22	32	30	27	23
		kW	2.50	2.50	2.49	2.51	2.78	2.77	2.77	2.79	3.09	3.08	3.08	3.10	3.42	3.42	3.41	3.44	3.80	3.79	3.79	3.81	4.24	4.23	4.23	4.25
		Amps	8.8	8.8	8.8	8.9	10.1	10.1	10.0	10.1	11.5	11.5	11.5	11.6	13.0	13.0	13.0	13.1	14.8	14.7	14.7	14.8	16.8	16.8	16.7	16.8
	Hi PR	254	255	257	261.2	293	294	296	300.4	334	335	337	341.5	379	380	381	385.8	426	427	429	433.6	477	478	480	484.5	
	Lo PR	126	128	131	136.2	134	135	138	143.6	140	142	145	150.0	146	147	150	155.5	151	153	156	160.9	158	159	162	167.6	
	<b>1575</b>	MBh	42.8	43.3	44.5	46.4	42.4	43.0	44.2	46.0	41.4	41.9	43.1	45.0	39.6	40.1	41.3	43.2	37.3	37.9	39.1	41.0	35.3	35.9	37.1	38.9
		S/T	1.00	0.98	0.84	0.7	1.00	1.00	0.85	0.7	1.00	1.00	0.87	0.7	1.00	1.00	0.89	0.8	1.00	1.00	0.92	0.8	1.00	1.00	1.00	0.8
		ΔT	30	28	25	21	30	28	25	21	30	28	25	21	30	28	25	21	30	28	24	21	31	29	26	22
		kW	2.51	2.51	2.50	2.5	2.79	2.78	2.78	2.8	3.10	3.10	3.09	3.1	3.43	3.43	3.43	3.4	3.81	3.81	3.80	3.8	4.25	4.25	4.24	4.3
		Amps	8.9	8.9	8.8	8.9	10.1	10.1	10.1	10.2	11.6	11.5	11.5	11.6	13.1	13.1	13.1	13.2	14.8	14.8	14.8	14.9	16.8	16.8	16.8	16.9
Hi PR		256	257	259	263.4	295	297	298	302.6	337	338	339	343.8	381	382	384	388.0	429	430	431	435.8	480	481	482	486.7	
Lo PR		129	130	133	138.5	136	138	141	145.9	143	144	147	152.3	148	150	153	157.8	153	155	158	163.2	160	162	165	169.9	

IDB = Entering Indoor Dry Bulb Temperature  
 High and low pressures are measured at the liquid and suction service valves.  
 Shaded area is AHRI (TVA) conditions  
 kW = Total system power  
 Amps = outdoor unit amps (comp. fan)

EXPANDED COOLING DATA – GSXN404810\*\*/CA\*T4961\*4A\*+EEP

IDB	AIRFLOW	OUTDOOR AMBIENT TEMPERATURE												ENTERING INDOOR WET BULB TEMPERATURE													
		65°F				75°F				85°F				95°F				105°F				115°F					
		59	63	67	71	59	63	67	71	59	63	67	71	59	63	67	71	59	63	67	71	59	63	67	71		
<b>70</b>	<b>1485</b>	MBh	46.4	47.0	48.4	-	46.0	46.6	48.0	-	44.8	45.4	46.8	-	42.7	43.4	44.7	-	40.2	40.9	42.2	-	37.9	38.6	39.9	-	
		S/T	0.65	0.57	0.44	-	0.66	0.58	0.45	-	0.68	0.61	0.47	-	0.70	0.62	0.49	-	1.00	0.65	0.51	-	1.00	0.70	0.56	-	
		ΔT	20	18	14	-	20	18	14	-	20	18	14	-	20	18	14	-	19	18	14	-	21	19	15	-	
	<b>1600</b>	KW	2.95	2.94	2.94	-	3.28	3.28	3.27	-	3.65	3.65	3.64	-	4.06	4.05	4.05	-	4.51	4.51	4.50	-	5.04	5.04	5.03	-	
		Amps	10.5	10.5	10.4	-	12.0	12.0	12.0	-	13.7	13.7	13.7	-	15.6	15.6	15.5	-	17.6	17.6	17.6	-	20.1	20.1	20.0	-	
		Hi/PR	260	261	263	-	301	302	303	-	343	344	346	-	389	390	392	-	439	440	441	-	491	492	494	-	
	<b>1800</b>	Lo/PR	121	123	126	-	129	130	133	-	135	137	140	-	141	142	145	-	146	147	150	-	152	154	157	-	
		MBh	46.8	47.5	48.8	-	46.4	47.1	48.4	-	45.2	45.9	47.2	-	43.2	43.8	45.2	-	40.6	41.3	42.7	-	38.3	39.0	40.4	-	
		S/T	0.67	0.60	0.47	-	0.68	0.60	0.47	-	0.70	0.63	0.50	-	0.72	0.65	0.52	-	1.00	0.67	0.54	-	1.00	0.72	0.59	-	
	<b>75</b>	<b>1485</b>	ΔT	19	17	14	-	19	17	14	-	19	17	14	-	19	17	14	-	19	17	13	-	20	18	14	-
			KW	2.95	2.95	2.95	-	3.29	3.29	3.28	-	3.66	3.66	3.65	-	4.07	4.06	4.06	-	4.52	4.51	4.51	-	5.05	5.04	5.04	-
			Amps	10.5	10.5	10.5	-	12.1	12.0	12.0	-	13.8	13.8	13.7	-	15.6	15.6	15.6	-	17.7	17.7	17.6	-	20.1	20.1	20.1	-
<b>1600</b>		Hi/PR	261	262	264	-	302	303	305	-	344	346	347	-	390	391	393	-	440	441	443	-	493	494	496	-	
		Lo/PR	122	123	126	-	130	131	134	-	136	138	141	-	142	143	146	-	147	149	152	-	154	155	158	-	
		MBh	47.7	48.3	49.7	-	47.3	47.9	49.3	-	46.1	46.7	48.1	-	44.0	44.7	46.0	-	41.5	42.2	43.5	-	39.2	39.9	41.2	-	
<b>1800</b>		S/T	0.69	0.62	0.49	-	0.70	0.62	0.49	-	0.72	0.65	0.52	-	1.00	0.67	0.54	-	1.00	0.69	0.56	-	1.00	0.74	0.61	-	
		ΔT	18	16	13	-	18	16	13	-	18	16	13	-	18	16	13	-	18	16	12	-	19	17	14	-	
		KW	2.97	2.97	2.96	-	3.30	3.30	3.29	-	3.68	3.67	3.67	-	4.08	4.08	4.07	-	4.53	4.53	4.52	-	5.06	5.06	5.05	-	
<b>70</b>		<b>1485</b>	Amps	10.6	10.6	10.6	-	12.1	12.1	12.1	-	13.8	13.8	13.8	-	15.7	15.7	15.6	-	17.7	17.7	17.7	-	20.2	20.2	20.1	-
			Hi/PR	264	265	266	-	304	305	307	-	347	348	350	-	393	394	396	-	442	443	445	-	495	496	498	-
			Lo/PR	125	126	129	-	132	134	137	-	139	140	143	-	144	145	149	-	149	151	154	-	156	157	160	-
	<b>1600</b>	MBh	46.4	47.1	48.4	50.5	46.0	46.6	48.0	50.1	44.8	45.5	46.8	48.9	42.7	43.4	44.8	46.9	40.2	40.9	42.2	44.3	37.9	38.6	40.0	42.0	
		S/T	0.77	0.70	0.57	0.4	0.78	0.71	0.57	0.4	1.00	0.73	0.60	0.5	1.00	0.75	0.62	0.5	1.00	0.77	0.64	0.5	1.00	0.82	0.69	0.6	
		ΔT	24	22	18	15	24	22	18	15	24	22	19	15	24	22	18	15	24	22	18	14	25	23	19	16	
	<b>1800</b>	KW	2.94	2.94	2.93	3.0	3.28	3.27	3.27	3.3	3.65	3.65	3.64	3.7	4.05	4.05	4.05	4.1	4.51	4.50	4.50	4.5	5.04	5.03	5.03	5.1	
		Amps	10.5	10.5	10.4	10.6	12.0	12.0	12.0	12.1	13.7	13.7	13.7	13.8	15.6	15.5	15.6	15.6	17.6	17.6	17.6	17.7	20.1	20.0	20.0	20.1	
		Hi/PR	260	261	263	267.5	301	302	304	308.2	343	345	346	350.8	389	390	392	396.7	439	440	442	446.2	492	493	494	498.9	
	<b>75</b>	Lo/PR	122	123	126	131.1	129	130	133	138.4	135	137	140	144.8	141	142	145	150.2	146	147	150	155.5	152	154	157	162.1	
		MBh	46.8	47.5	48.9	50.9	46.4	47.1	48.4	50.5	45.2	45.9	47.3	49.3	43.2	43.8	45.2	47.3	40.7	41.3	42.7	44.8	38.4	39.0	40.4	42.5	
		S/T	0.80	0.72	0.59	0.5	0.80	0.73	0.60	0.5	1.00	0.75	0.62	0.5	1.00	0.77	0.64	0.5	1.00	0.79	0.66	0.5	1.00	1.00	0.71	0.6	
<b>70</b>	<b>1600</b>	ΔT	23	21	18	14	23	21	18	14	24	22	18	14	23	21	18	14	23	21	18	14	24	22	19	15	
		KW	2.95	2.95	2.94	2.97	3.29	3.28	3.28	3.30	3.66	3.66	3.65	3.68	4.06	4.06	4.06	4.08	4.52	4.51	4.51	4.53	5.04	5.04	5.04	5.06	
		Amps	10.5	10.5	10.5	10.6	12.0	12.0	12.0	12.1	13.8	13.7	13.7	13.8	15.6	15.6	15.6	15.7	17.7	17.7	17.6	17.7	20.1	20.1	20.1	20.2	
	<b>1800</b>	Hi/PR	261	263	264	268.9	302	303	305	309.5	345	346	348	352.1	391	392	394	398.0	440	441	443	447.5	493	494	496	500.3	
		Lo/PR	123	124	127	132.3	130	131	135	139.6	136	138	141	146.0	142	143	146	151.4	147	149	152	156.7	154	155	158	163.3	
		MBh	47.7	48.4	49.7	51.8	47.3	48.0	49.3	51.4	46.1	46.8	48.1	50.2	44.1	44.7	46.1	48.2	41.5	42.2	43.6	45.6	39.3	39.9	41.3	43.4	
	<b>75</b>	S/T	0.82	0.74	0.61	0.5	0.82	0.75	0.62	0.5	1.00	0.77	0.64	0.5	1.00	0.79	0.66	0.5	1.00	0.81	0.68	0.5	1.00	1.00	0.73	0.6	
		ΔT	22	21	17	13	22	20	17	13	23	21	17	13	22	20	17	13	22	20	17	13	23	21	18	14	
		KW	2.97	2.96	2.96	3.0	3.30	3.30	3.29	3.3	3.67	3.67	3.67	3.7	4.08	4.08	4.07	4.1	4.53	4.53	4.52	4.5	5.06	5.06	5.05	5.1	
	<b>70</b>	Amps	10.6	10.6	10.5	10.7	12.1	12.1	12.1	12.2	13.8	13.8	13.8	13.9	15.7	15.7	15.6	15.8	17.7	17.7	17.7	17.8	20.2	20.1	20.1	20.2	
		Hi/PR	264	265	267	271.2	304	306	307	311.8	347	348	350	354.5	393	394	396	400.3	442	443	445	449.8	495	496	498	502.6	
		Lo/PR	125	126	130	134.6	132	134	137	141.9	139	140	143	148.3	144	146	149	153.7	149	151	154	159.0	156	157	160	165.6	

IDB = Entering Indoor Dry Bulb Temperature  
 High and low pressures are measured at the liquid and suction service valves.  
 Shaded area is ACCA (TVA) conditions  
 kW = Total system power  
 Amps = outdoor unit amps (comp. fan)

EXPANDED COOLING DATA – GSXN404810\*\*/CA\*T4961\*4A\*+EEP (CONT.)

IDB	AIRFLOW	OUTDOOR AMBIENT TEMPERATURE												ENTERING INDOOR WET BULB TEMPERATURE												
		65°F				75°F				85°F				95°F				105°F				115°F				
		59	63	67	71	59	63	67	71	59	63	67	71	59	63	67	71	59	63	67	71	59	63	67	71	
<b>80</b>	MBh	46.6	47.3	48.7	50.8	46.2	46.9	48.3	50.3	45.0	45.7	47.1	49.1	43.0	43.6	45.0	47.1	40.5	41.1	42.5	44.6	38.2	38.8	40.2	42.3	
	S/T	0.90	0.82	0.69	0.6	1.00	0.85	0.70	0.6	1.00	0.85	0.72	0.6	1.00	0.87	0.74	0.6	1.00	1.00	0.76	0.6	1.00	1.00	0.81	0.7	
	ΔT	28	26	23	19	28	26	23	19	29	27	23	19	28	26	23	19	28	26	22	19	29	27	24	20	
	kW	2.94	2.94	2.94	3.0	3.28	3.28	3.27	3.3	3.65	3.65	3.64	3.7	4.06	4.05	4.05	4.1	4.51	4.51	4.50	4.5	5.04	5.03	5.03	5.1	
	Amps	10.5	10.5	10.4	10.6	12.0	12.0	12.0	12.1	13.7	13.7	13.7	13.8	15.6	15.6	15.6	15.7	17.6	17.6	17.6	17.7	20.1	20.0	20.0	20.1	
	Hi PR	261	262	264	268.0	301	302	304	308.7	344	345	347	351.3	390	391	393	397.2	439	440	442	446.6	492	493	495	499.4	
	Lo PR	122	124	127	131.7	129	131	134	139.0	136	137	140	145.3	141	143	146	150.7	146	148	151	156.0	153	155	158	162.7	
	MBh	47.1	47.7	49.1	51.2	46.7	47.3	48.7	50.8	45.5	46.1	47.5	49.6	43.4	44.1	45.4	47.5	40.9	41.5	42.9	45.0	38.6	39.3	40.6	42.7	
	S/T	1.00	0.85	0.71	0.6	1.00	0.85	0.72	0.6	1.00	0.88	0.74	0.6	1.00	0.90	0.76	0.6	1.00	1.00	0.79	0.6	1.00	1.00	0.84	0.7	
	ΔT	28	26	22	18	28	26	22	18	28	26	22	19	28	26	22	18	27	25	22	18	29	27	23	19	
	kW	2.95	2.95	2.95	2.97	3.29	3.29	3.28	3.31	3.66	3.66	3.65	3.68	4.07	4.06	4.06	4.08	4.52	4.51	4.51	4.53	5.05	5.04	5.04	5.06	
	Amps	10.5	10.5	10.5	10.6	12.1	12.0	12.0	12.1	13.8	13.8	13.7	13.8	15.6	15.6	15.6	15.7	17.7	17.7	17.6	17.8	20.1	20.1	20.1	20.2	
Hi PR	262	263	265	269.3	303	304	306	310.0	345	346	348	352.6	391	392	394	398.5	441	442	443	447.9	493	494	496	500.7		
Lo PR	123	125	128	132.9	131	132	135	140.1	137	138	141	146.5	142	144	147	151.9	148	149	152	157.2	154	156	159	163.8		
<b>1800</b>	MBh	48.0	48.6	50.0	52.1	47.5	48.2	49.6	51.7	46.4	47.0	48.4	50.5	44.3	44.9	46.3	48.4	41.8	42.4	43.8	45.9	39.5	40.1	41.5	43.6	
	S/T	1.00	0.87	0.73	0.6	1.00	0.87	0.74	0.6	1.00	0.90	0.76	0.6	1.00	1.00	0.78	0.6	1.00	1.00	0.80	0.7	1.00	1.00	0.85	0.7	
	ΔT	27	25	21	17	27	25	21	17	27	25	21	18	27	25	21	17	26	24	21	17	28	26	22	18	
	kW	2.97	2.97	2.96	3.0	3.30	3.30	3.29	3.3	3.68	3.67	3.67	3.7	4.08	4.08	4.07	4.1	4.53	4.53	4.52	4.5	5.06	5.06	5.05	5.1	
	Amps	10.6	10.6	10.6	10.7	12.1	12.1	12.1	12.2	13.8	13.8	13.8	13.9	15.7	15.7	15.6	15.8	17.7	17.7	17.7	17.8	20.2	20.2	20.1	20.2	
	Hi PR	264	265	267	271.7	305	306	308	312.3	348	349	350	354.9	393	394	396	400.8	443	444	446	450.3	496	497	499	503.0	
	Lo PR	126	127	130	135.1	133	134	137	142.4	139	141	144	148.8	145	146	149	154.2	150	151	154	159.5	156	158	161	166.1	
	<b>85</b>	MBh	47.4	48.1	49.4	51.5	47.0	47.7	49.0	51.1	45.8	46.5	47.8	49.9	43.8	44.4	45.8	47.9	41.2	41.9	43.3	45.3	38.9	39.6	41.0	43.1
		S/T	1.00	0.92	0.79	0.7	1.00	0.93	0.80	0.7	1.00	1.00	0.82	0.7	1.00	1.00	0.84	0.7	1.00	1.00	0.86	0.7	1.00	1.00	1.00	0.8
		ΔT	32	30	27	23	32	30	27	23	32	30	27	23	32	30	27	23	32	30	26	23	33	31	27	24
		kW	2.95	2.95	2.94	3.0	3.29	3.28	3.28	3.3	3.66	3.66	3.65	3.7	4.06	4.06	4.05	4.1	4.51	4.51	4.51	4.5	5.04	5.04	5.04	5.1
		Amps	10.5	10.5	10.5	10.6	12.0	12.0	12.0	12.1	13.8	13.7	13.7	13.8	15.6	15.6	15.6	15.7	17.7	17.7	17.6	17.7	20.1	20.1	20.1	20.2
Hi PR		262	263	265	269.2	302	304	305	309.9	345	346	348	352.5	391	392	394	398.4	440	442	443	447.8	493	494	496	500.6	
Lo PR		124	125	128	133.5	131	133	136	140.8	138	139	142	147.1	143	144	147	152.5	148	150	153	157.8	155	156	159	164.4	
MBh		47.9	48.5	49.9	52.0	47.4	48.1	49.5	51.5	46.2	46.9	48.3	50.3	44.2	44.8	46.2	48.3	41.7	42.3	43.7	45.8	39.4	40.0	41.4	43.5	
S/T		1.00	0.94	0.81	0.7	1.00	0.95	0.82	0.7	1.00	1.00	0.84	0.7	1.00	1.00	0.86	0.7	1.00	1.00	0.88	0.7	1.00	1.00	1.00	0.8	
ΔT		32	30	26	22	31	30	26	22	32	30	26	22	31	30	26	22	31	29	26	22	32	30	27	23	
kW		2.96	2.96	2.95	2.98	3.29	3.29	3.29	3.31	3.67	3.67	3.66	3.69	4.07	4.07	4.06	4.09	4.52	4.52	4.52	4.54	5.05	5.05	5.04	5.07	
Amps		10.6	10.5	10.5	10.6	12.1	12.1	12.0	12.2	13.8	13.8	13.8	13.9	15.6	15.6	15.6	15.7	17.7	17.7	17.7	17.8	20.1	20.1	20.1	20.2	
Hi PR	263	264	266	270.6	304	305	307	311.2	346	348	349	353.8	392	393	395	399.7	442	443	445	449.2	495	496	497	501.9		
Lo PR	125	127	130	134.6	132	134	137	141.9	139	140	143	148.3	144	146	149	153.7	149	151	154	159.0	156	157	161	165.6		
MBh	48.7	49.4	50.7	52.8	48.3	49.0	50.3	52.4	47.1	47.8	49.1	51.2	45.1	45.7	47.1	49.2	42.6	43.2	44.6	46.7	40.3	40.9	42.3	44.4		
S/T	1.00	0.96	0.83	0.7	1.00	1.00	0.84	0.7	1.00	1.00	0.86	0.7	1.00	1.00	0.88	0.7	1.00	1.00	0.90	0.8	1.00	1.00	1.00	0.8		
ΔT	31	29	25	21	30	29	25	21	31	29	25	21	30	29	25	21	30	28	25	21	31	29	26	22		
kW	2.97	2.97	2.97	3.0	3.31	3.31	3.30	3.3	3.68	3.68	3.67	3.7	4.09	4.08	4.08	4.1	4.54	4.54	4.53	4.6	5.07	5.06	5.06	5.1		
Amps	10.6	10.6	10.6	10.7	12.2	12.1	12.1	12.2	13.9	13.8	13.8	13.9	15.7	15.7	15.7	15.8	17.8	17.8	17.7	17.9	20.2	20.2	20.2	20.3		
Hi PR	265	267	268	272.9	306	307	309	313.5	349	350	352	356.1	395	396	398	402.0	444	445	447	451.5	497	498	498	504.3		
Lo PR	127	129	132	136.9	135	136	139	144.2	141	142	145	150.6	146	148	151	156.0	152	153	156	161.3	158	160	163	167.9		

IDB = Entering Indoor Dry Bulb Temperature  
 High and low pressures are measured at the liquid and suction service valves.  
 Shaded area is AHRI (TVA) conditions  
 kW = Total system power  
 Amps = outdoor unit amps (comp.+fan)

EXPANDED COOLING DATA – GSXN406010\*\*/CA\*T4961\*4A\*+EEP

IDB	AIRFLOW	OUTDOOR AMBIENT TEMPERATURE												ENTERING INDOOR WET BULB TEMPERATURE											
		65°F				75°F				85°F				95°F				105°F				115°F			
		59	63	67	71	59	63	67	71	59	63	67	71	59	63	67	71	59	63	67	71	59	63	67	71
<b>70</b>	MBh	56.7	57.5	59.2	-	56.2	57.0	58.7	-	54.7	55.5	57.2	-	52.2	53.0	54.7	-	49.1	49.9	51.6	-	46.3	47.1	48.8	-
	S/T	0.61	0.54	0.42	-	0.62	0.55	0.42	-	0.64	0.57	0.45	-	0.66	0.59	0.47	-	1.00	0.61	0.49	-	1.00	0.66	0.53	-
	ΔT	21	19	15	-	21	19	15	-	21	19	16	-	21	19	15	-	21	19	15	-	22	20	16	-
	kW	3.54	3.53	3.53	-	3.96	3.96	3.95	-	4.44	4.44	4.43	-	4.96	4.96	4.95	-	5.54	5.54	5.53	-	6.22	6.21	6.21	-
	Amps	13.1	13.1	13.1	-	15.1	15.1	15.0	-	17.3	17.2	17.2	-	19.6	19.6	19.6	-	22.3	22.3	22.2	-	25.4	25.4	25.3	-
	Hi PR	256	257	259	-	296	297	299	-	338	339	341	-	383	384	386	-	432	433	434	-	483	485	486	-
	Lo PR	122	124	127	-	130	131	134	-	136	137	141	-	141	143	146	-	147	148	151	-	153	155	158	-
	MBh	57.8	58.5	60.2	-	57.3	58.0	59.7	-	55.8	56.6	58.3	-	53.3	54.1	55.7	-	50.2	51.0	52.7	-	47.4	48.2	49.9	-
	S/T	0.65	0.58	0.45	-	0.65	0.58	0.46	-	0.68	0.61	0.48	-	1.00	0.63	0.50	-	1.00	0.65	0.52	-	1.00	0.69	0.57	-
	ΔT	20	18	14	-	20	18	14	-	20	18	14	-	20	18	14	-	20	18	14	-	21	19	15	-
	kW	3.56	3.55	3.55	-	3.99	3.98	3.98	-	4.46	4.46	4.45	-	4.98	4.98	4.97	-	5.56	5.56	5.55	-	6.24	6.24	6.23	-
	Amps	13.2	13.2	13.2	-	15.2	15.2	15.1	-	17.4	17.3	17.3	-	19.7	19.7	19.7	-	22.4	22.4	22.3	-	25.5	25.5	25.4	-
Hi PR	258	259	261	-	298	299	301	-	340	341	343	-	385	386	388	-	434	435	437	-	486	487	489	-	
Lo PR	125	126	129	-	132	133	136	-	138	140	143	-	144	145	148	-	149	151	154	-	156	157	160	-	
<b>75</b>	MBh	56.7	57.5	59.2	61.7	56.2	57.0	58.7	61.2	54.8	55.6	57.2	59.8	52.2	53.0	54.7	57.3	49.2	50.0	51.6	54.2	46.4	47.2	48.8	51.4
	S/T	0.73	0.66	0.54	0.4	0.74	0.67	0.54	0.4	1.00	0.69	0.57	0.4	1.00	0.71	0.58	0.5	1.00	0.73	0.60	0.5	1.00	1.00	0.65	0.5
	ΔT	26	24	20	16	26	24	20	16	26	24	20	16	26	24	20	16	25	23	19	15	27	25	21	17
	kW	3.53	3.53	3.52	3.6	3.96	3.96	3.95	4.0	4.44	4.44	4.43	4.5	4.96	4.95	4.95	5.0	5.54	5.53	5.53	5.6	6.21	6.21	6.20	6.2
	Amps	13.1	13.1	13.0	13.2	15.1	15.0	15.0	15.2	17.2	17.2	17.2	17.3	19.6	19.6	19.6	19.7	22.3	22.2	22.2	22.4	25.4	25.3	25.3	25.5
	Hi PR	256	257	259	263.3	296	297	299	303.3	338	339	341	345.2	383	384	386	390.4	432	433	435	439.1	484	485	487	491.0
	Lo PR	122	124	127	132.0	130	131	134	139.3	136	138	141	145.7	141	143	146	151.1	147	148	151	156.5	153	155	158	163.1
	MBh	57.8	58.6	60.2	62.8	57.3	58.1	59.7	62.3	55.8	56.6	58.3	60.8	53.3	54.1	55.8	58.3	50.2	51.0	52.7	55.3	47.4	48.2	49.9	52.4
	S/T	0.77	0.70	0.57	0.4	0.77	0.70	0.58	0.4	1.00	0.73	0.60	0.5	1.00	0.74	0.62	0.5	1.00	0.76	0.64	0.5	1.00	1.00	0.69	0.6
	ΔT	25	22	19	15	25	22	19	15	25	23	19	15	24	22	19	15	24	22	18	14	26	23	20	16
	kW	3.56	3.55	3.54	3.58	3.98	3.98	3.97	4.01	4.46	4.46	4.45	4.48	4.98	4.98	4.97	5.00	5.56	5.55	5.55	5.58	6.24	6.23	6.23	6.26
	Amps	13.2	13.2	13.1	13.3	15.2	15.1	15.1	15.3	17.3	17.3	17.3	17.4	19.7	19.7	19.7	19.8	22.4	22.3	22.3	22.5	25.5	25.4	25.4	25.6
Hi PR	258	260	261	265.8	298	300	301	305.8	340	341	343	347.7	386	387	388	392.8	434	435	437	441.5	486	487	489	493.5	
Lo PR	125	126	129	134.3	132	133	137	141.6	138	140	143	148.1	144	145	148	153.5	149	151	154	158.8	156	157	160	165.5	
<b>1525</b>	MBh	59.3	60.1	61.7	64.3	58.8	59.6	61.2	63.8	57.3	58.1	59.8	62.3	54.8	55.6	57.2	59.8	51.7	52.5	54.2	56.7	48.9	49.7	51.4	53.9
	S/T	0.77	0.70	0.58	0.4	1.00	0.71	0.58	0.5	1.00	0.73	0.61	0.5	1.00	0.75	0.62	0.5	1.00	0.77	0.64	0.5	1.00	1.00	0.69	0.6
	ΔT	23	21	17	13	23	21	17	13	24	22	18	14	23	21	17	13	23	21	17	13	24	22	18	14
	kW	3.58	3.57	3.57	3.6	4.00	4.00	3.99	4.0	4.48	4.48	4.47	4.5	5.00	5.00	4.99	5.0	5.58	5.58	5.57	5.6	6.26	6.25	6.25	6.3
	Amps	13.3	13.3	13.2	13.4	15.2	15.2	15.2	15.4	17.4	17.4	17.4	17.5	19.8	19.8	19.8	19.9	22.5	22.4	22.4	22.6	25.6	25.5	25.5	25.7
	Hi PR	261	262	264	268.6	301	302	304	308.6	343	344	346	350.6	388	390	391	395.7	437	438	440	444.4	489	490	492	496.3
	Lo PR	128	129	132	137.4	135	137	140	144.7	141	143	146	151.1	147	148	151	156.6	152	154	157	161.9	159	160	163	168.6

IDB = Entering Indoor Dry Bulb Temperature  
 High and low pressures are measured at the liquid and suction service valves.  
 Shaded area is ACCA (TVA) conditions  
 kW = Total system power  
 Amps = outdoor unit amps (comp.-fan)



EXPANDED COOLING DATA – GSXN406010\*\*/CA\*T4961\*4A\*+EEP (CONT.)

IDB	AIRFLOW	OUTDOOR AMBIENT TEMPERATURE												ENTERING INDOOR WET BULB TEMPERATURE											
		65°F				75°F				85°F				95°F				105°F				115°F			
		59	63	67	71	59	63	67	71	59	63	67	71	59	63	67	71	59	63	67	71	59	63	67	71
<b>80</b>	MBh	57.0	57.8	59.5	62.0	63.1	57.6	58.4	60.0	62.6	61.1	53.6	54.4	56.1	58.6	50.5	51.3	53.0	55.5	47.7	48.5	50.2	52.7		
	S/T	1.00	0.78	0.65	0.5	0.5	1.00	0.81	0.69	0.6	0.6	1.00	0.84	0.72	0.6	1.00	1.00	0.76	0.6	1.00	1.00	0.80	0.7		
	ΔT	30	28	24	20	20	30	27	23	19	19	29	27	23	19	29	27	23	19	30	28	24	20		
	kW	3.54	3.53	3.52	3.6	3.6	3.96	3.96	3.95	4.0	4.0	4.44	4.44	4.43	4.5	4.96	4.96	4.95	5.0	5.54	5.54	5.53	5.6		
	Amps	13.1	13.1	13.1	13.2	13.2	15.1	15.0	15.0	15.2	17.3	17.2	17.2	17.2	17.4	19.6	19.6	19.6	19.7	22.4	22.3	22.2	22.4		
	Hi PR	256	258	259	263.8	296	298	299	303.8	338	339	341	345.7	384	385	390.8	432	433	435	439.5	484	485	487	491.5	
	Lo PR	123	124	127	132.5	130	132	135	139.8	137	138	141	146.2	142	143	147	147	149	152	157.0	154	155	159	163.7	
	MBh	58.1	58.9	60.5	63.1	64.6	57.6	58.4	60.0	62.6	61.1	53.6	54.4	56.1	58.6	50.5	51.3	53.0	55.5	47.7	48.5	50.2	52.7		
	S/T	1.00	0.81	0.69	0.6	0.6	1.00	0.82	0.69	0.6	0.6	1.00	0.84	0.72	0.6	1.00	1.00	0.76	0.6	1.00	1.00	0.80	0.7		
	ΔT	29	27	23	19	19	29	27	23	19	19	29	27	23	19	29	27	23	19	30	28	24	20		
	kW	3.56	3.55	3.55	3.58	3.58	3.99	3.98	3.98	4.01	4.0	4.46	4.46	4.45	4.49	4.98	4.98	4.97	5.00	5.56	5.56	5.55	5.58		
	Amps	13.2	13.2	13.2	13.3	13.3	15.2	15.1	15.1	15.3	17.4	17.3	17.3	17.3	17.5	19.7	19.7	19.7	19.8	22.4	22.4	22.3	22.5		
Hi PR	259	260	262	266.2	299	300	302	306.2	341	342	344	348.2	386	387	389	393.3	435	436	438	442.0	487	488	490		
Lo PR	125	127	130	134.8	132	134	137	142.2	139	140	143	148.6	144	146	149	154.0	150	151	154	159.3	156	158	161		
MBh	59.6	60.3	62.0	64.6	66.1	57.6	58.4	60.0	62.6	61.1	53.6	54.4	56.1	58.6	50.5	51.3	53.0	55.5	47.7	48.5	50.2	52.7			
S/T	1.00	0.82	0.69	0.6	0.6	1.00	0.82	0.70	0.6	0.6	1.00	0.85	0.72	0.6	1.00	1.00	0.76	0.6	1.00	1.00	0.81	0.7			
ΔT	28	26	22	18	18	28	26	22	18	18	28	26	22	18	28	26	22	18	29	27	23	19			
kW	3.58	3.57	3.57	3.6	3.6	4.01	4.00	4.00	4.0	4.0	4.49	4.48	4.47	4.5	5.00	5.00	4.99	5.0	5.58	5.58	5.57	5.6			
Amps	13.3	13.3	13.2	13.4	13.4	15.3	15.2	15.2	15.4	17.4	17.4	17.4	17.4	17.5	19.8	19.8	19.8	19.9	22.5	22.4	22.4	22.6			
Hi PR	262	263	265	269.1	302	303	305	309.1	344	345	347	351.0	389	390	392	396.2	438	439	440	444.9	489	491	492		
Lo PR	128	130	133	137.9	136	137	140	145.2	142	143	147	151.7	147	149	152	157.1	153	154	157	162.4	159	161	164		
<b>85</b>	MBh	58.0	58.7	60.4	63.0	64.0	57.5	58.2	59.9	62.5	61.0	53.5	54.3	55.9	58.5	50.4	51.2	52.9	55.4	47.6	48.4	50.1	52.6		
	S/T	1.00	0.87	0.75	0.6	0.6	1.00	0.88	0.75	0.6	0.6	1.00	1.00	0.78	0.7	1.00	1.00	0.81	0.7	1.00	1.00	0.80	0.7		
	ΔT	34	32	29	24	24	34	32	28	24	24	35	33	29	25	34	32	28	24	35	33	29	25		
	kW	3.54	3.54	3.53	3.6	3.6	3.97	3.97	3.96	4.0	4.0	4.45	4.45	4.44	4.5	4.97	4.96	4.96	5.0	5.55	5.54	5.54	5.6		
	Amps	13.1	13.1	13.1	13.2	13.2	15.1	15.1	15.1	15.2	17.3	17.3	17.2	17.4	19.7	19.6	19.6	19.8	22.3	22.3	22.3	22.4	25.4		
	Hi PR	258	259	261	264.9	298	299	301	305.0	340	341	342	346.9	385	386	388	392.0	433	435	436	440.7	485	486	488	
	Lo PR	125	126	129	134.3	132	133	137	141.6	138	140	143	148.1	144	145	148	153.5	149	151	154	158.8	156	157	160	
	MBh	59.0	59.8	61.5	64.0	65.0	58.5	59.3	61.0	63.5	62.1	54.5	55.3	57.0	59.6	51.5	52.3	53.9	56.5	48.7	49.5	51.1	53.7		
	S/T	1.00	0.91	0.78	0.6	0.6	1.00	1.00	0.79	0.7	0.7	1.00	1.00	0.81	0.7	1.00	1.00	0.85	0.7	1.00	1.00	0.80	0.8		
	ΔT	33	31	27	23	23	33	31	27	23	23	33	31	28	24	33	31	27	23	34	32	28	24		
	kW	3.57	3.56	3.55	3.59	3.59	3.99	3.99	3.98	4.02	4.0	4.47	4.47	4.46	4.49	4.99	4.99	4.98	5.01	5.57	5.56	5.56	5.59		
	Amps	13.2	13.2	13.2	13.3	13.3	15.2	15.2	15.2	15.3	17.4	17.4	17.3	17.5	19.8	19.7	19.7	19.9	22.4	22.4	22.4	22.5	25.5		
Hi PR	260	261	263	267.4	300	301	303	307.4	342	343	345	349.4	387	388	390	394.5	436	437	439	443.2	488	489	491		
Lo PR	127	128	132	136.6	134	136	139	144.0	141	142	145	150.4	146	148	151	155.8	151	153	156	161.2	158	160	163		
MBh	60.5	61.3	63.0	65.5	66.0	60.8	62.5	65.0	67.5	65.0	58.5	59.3	61.0	63.5	56.0	56.8	58.5	61.0	52.9	53.7	55.4	58.0			
S/T	1.00	0.91	0.79	0.7	0.7	1.00	1.00	0.79	0.7	0.7	1.00	1.00	0.82	0.7	1.00	1.00	0.83	0.7	1.00	1.00	0.7	0.7			
ΔT	32	30	26	22	22	32	30	26	22	22	32	30	26	22	32	30	26	22	33	30	26	22			
kW	3.59	3.58	3.58	3.6	3.6	4.02	4.01	4.00	4.0	4.0	4.49	4.49	4.48	4.5	5.01	5.01	5.00	5.0	5.59	5.59	5.58	5.6			
Amps	13.3	13.3	13.3	13.4	13.4	15.3	15.3	15.2	15.4	17.5	17.5	17.4	17.6	19.9	19.8	19.8	20.0	22.5	22.5	22.5	22.6	25.6			
Hi PR	263	264	266	270.3	303	304	306	310.3	345	346	348	352.2	390	391	393	397.4	439	440	442	446.0	491	492	494		
Lo PR	130	132	135	139.7	137	139	142	147.1	144	145	148	153.5	149	151	154	158.9	155	156	159	164.2	161	163	166		

IDB = Entering Indoor Dry Bulb Temperature  
 High and low pressures are measured at the liquid and suction service valves.  
 Shaded area is AHRI (TVA) conditions  
 kW = Total system power  
 Amps = outdoor unit amps (comp.+fan)

PERFORMANCE DATA

GSXN401810**/CA*TA1818*4A*				
CONDITIONS: 80 °F IBD, 67 °F IWB @ 600 CFM				
"OUTDOOR TEM. ° F."	"TOTAL BTU/H"	"SENSIBLE BTU/H"	"LATENT BTU/H"	"TOTAL WATTS"
75	18,860	13,450	5,410	1,230
80	18,630	13,510	5,120	1,300
85	18,390	13,560	4,830	1,360
90	18,000	13,440	4,560	1,430
<b>95</b>	<b>17,600</b>	<b>13,310</b>	<b>4,290</b>	<b>1,500</b>
100	17,120	13,120	4,000	1,580
105	16,630	12,930	3,700	1,660
110	16,190	12,980	3,210	1,760
115	15,740	13,020	2,720	1,850
TVA Conditions @ 95° OD DB, 75° ID DB 63° ID WB				
95°	16,980	13,010	3,970	1,500

GSXN402410**/CA*TA2422*4A*				
CONDITIONS: 80 °F IBD, 67 °F IWB @ 800 CFM				
"OUTDOOR TEM. ° F."	"TOTAL BTU/H"	"SENSIBLE BTU/H"	"LATENT BTU/H"	"TOTAL WATTS"
75	24,460	16,680	7,780	1,590
80	24,160	16,750	7,410	1,680
85	23,860	16,820	7,040	1,760
90	23,350	16,670	6,680	1,860
<b>95</b>	<b>22,830</b>	<b>16,510</b>	<b>6,320</b>	<b>1,950</b>
100	22,200	16,280	5,930	2,060
105	21,570	16,040	5,530	2,160
110	20,990	16,090	4,900	2,290
115	20,410	16,140	4,270	2,410
TVA Conditions @ 95° OD DB, 75° ID DB 63° ID WB				
95°	22,020	16,130	5,890	1,950

GSXN403010**/CA*TA3026*4A*				
CONDITIONS: 80 °F IBD, 67 °F IWB @ 1000 CFM				
"OUTDOOR TEM. ° F."	"TOTAL BTU/H"	"SENSIBLE BTU/H"	"LATENT BTU/H"	"TOTAL WATTS"
75	31,070	21,380	9,690	2,000
80	30,690	21,470	9,230	2,120
85	30,310	21,550	8,760	2,230
90	29,660	21,350	8,310	2,350
<b>95</b>	<b>29,000</b>	<b>21,140</b>	<b>7,860</b>	<b>2,470</b>
100	28,210	20,840	7,370	2,610
105	27,410	20,540	6,870	2,740
110	26,680	20,610	6,070	2,900
115	25,950	20,680	5,270	3,060
TVA Conditions @ 95° OD DB, 75° ID DB 63° ID WB				
95°	27,980	20,660	7,320	2,470

GSXN403610**/CA*TA3626*4A*				
CONDITIONS: 80 °F IBD, 67 °F IWB @ 1150 CFM				
"OUTDOOR TEM. ° F."	"TOTAL BTU/H"	"SENSIBLE BTU/H"	"LATENT BTU/H"	"TOTAL WATTS"
75	36,670	25,550	11,120	2,390
80	36,220	25,670	10,550	2,530
85	35,760	25,790	9,970	2,660
90	34,980	25,560	9,430	2,800
<b>95</b>	<b>34,200</b>	<b>25,320</b>	<b>8,880</b>	<b>2,940</b>
100	33,250	24,960	8,290	3,100
105	32,290	24,600	7,690	3,260
110	31,420	24,710	6,720	3,450
115	30,550	24,810	5,740	3,640
TVA Conditions @ 95° OD DB, 75° ID DB 63° ID WB				
95°	32,980	24,740	8,240	2,950

GSXN404210**/CA*TA4230*4A*				
CONDITIONS: 80 °F IBD, 67 °F IWB @ 1400 CFM				
"OUTDOOR TEM. ° F."	"TOTAL BTU/H"	"SENSIBLE BTU/H"	"LATENT BTU/H"	"TOTAL WATTS"
75	42,730	31,180	11,550	2,760
80	42,210	31,310	10,900	2,920
85	41,680	31,440	10,240	3,070
90	40,780	31,150	9,640	3,240
<b>95</b>	<b>39,880</b>	<b>30,850</b>	<b>9,030</b>	<b>3,410</b>
100	38,780	30,410	8,370	3,600
105	37,670	29,970	7,700	3,780
110	36,670	30,080	6,590	4,000
115	35,660	30,180	5,480	4,220
TVA Conditions @ 95° OD DB, 75° ID DB 63° ID WB				
<b>95°</b>	<b>38,470</b>	<b>30,150</b>	<b>8,320</b>	<b>3,410</b>

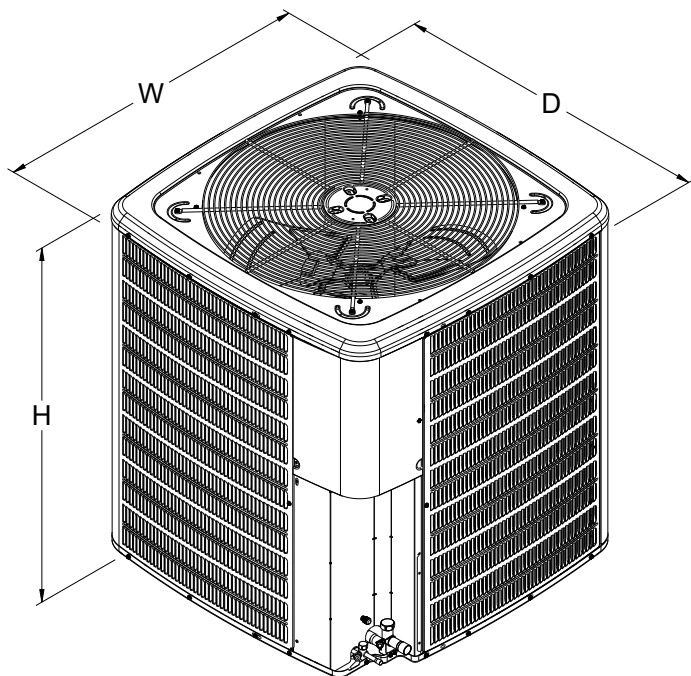
GSXN404810**/CA*T4961*4A*				
CONDITIONS: 80 °F IBD, 67 °F IWB @ 1600 CFM				
"OUTDOOR TEM. ° F."	"TOTAL BTU/H"	"SENSIBLE BTU/H"	"LATENT BTU/H"	"TOTAL WATTS"
75	48,680	35,050	13,630	3,280
80	48,090	35,210	12,880	3,470
85	47,490	35,360	12,130	3,650
90	46,460	35,020	11,440	3,860
<b>95</b>	<b>45,430</b>	<b>34,680</b>	<b>10,750</b>	<b>4,060</b>
100	44,180	34,190	9,990	4,290
105	42,920	33,690	9,230	4,510
110	41,770	33,810	7,970	4,780
115	40,620	33,920	6,700	5,040
TVA Conditions @ 95° OD DB, 75° ID DB 63° ID WB				
<b>95°</b>	<b>43,830</b>	<b>33,900</b>	<b>9,930</b>	<b>4,060</b>

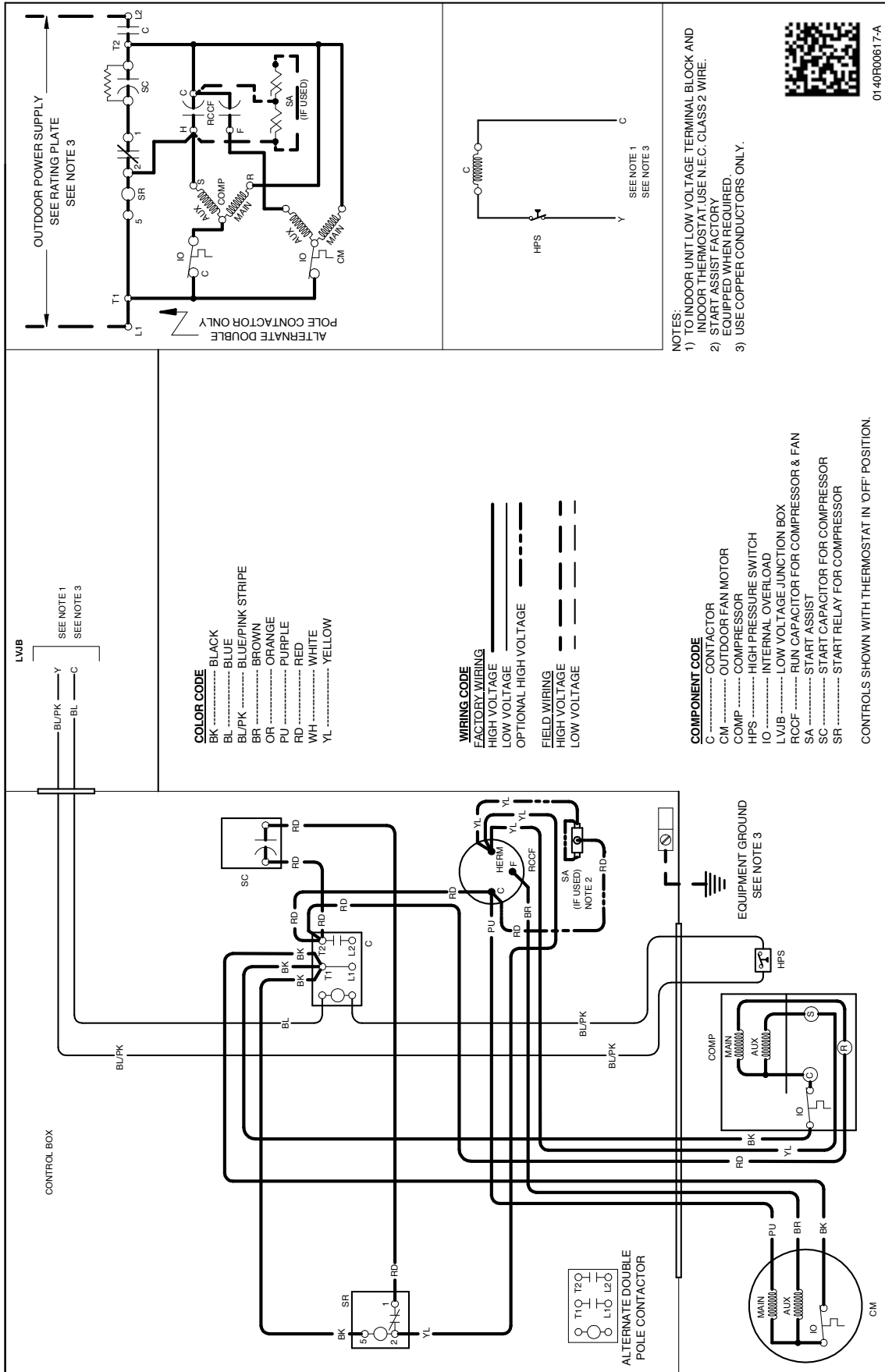
GSXN406010**/CA*T4961*4A*				
CONDITIONS: 80 °F IBD, 67 °F IWB @ 1750 CFM				
"OUTDOOR TEM. ° F."	"TOTAL BTU/H"	"SENSIBLE BTU/H"	"LATENT BTU/H"	"TOTAL WATTS"
75	60,030	41,650	18,380	3,980
80	59,300	41,820	17,480	4,220
85	58,570	41,990	16,580	4,450
90	57,320	41,600	15,720	4,710
<b>95</b>	<b>56,060</b>	<b>41,200</b>	<b>14,860</b>	<b>4,970</b>
100	54,530	40,610	13,920	5,260
105	52,990	40,020	12,970	5,550
110	51,590	40,150	11,440	5,890
115	50,180	40,280	9,900	6,230
TVA Conditions @ 95° OD DB, 75° ID DB 63° ID WB				
<b>95°</b>	<b>54,100</b>	<b>40,260</b>	<b>13,840</b>	<b>4,980</b>

## DIMENSIONS

MODEL	DIMENSIONS		
	W"	D"	H"
GSXN401810A*	26	26	27
GSXN402410A*	26	26	32½
GSXN403010A*	29	29	39½
GSXN403610A*	35½	35½	35¾
GSXN404210A*	35½	35½	39½
GSXN404810A*	35½	35½	39½
GSXN406010A*	35½	35½	36½

\*Note: All the Dimensions (W, D, H) are for reference only.



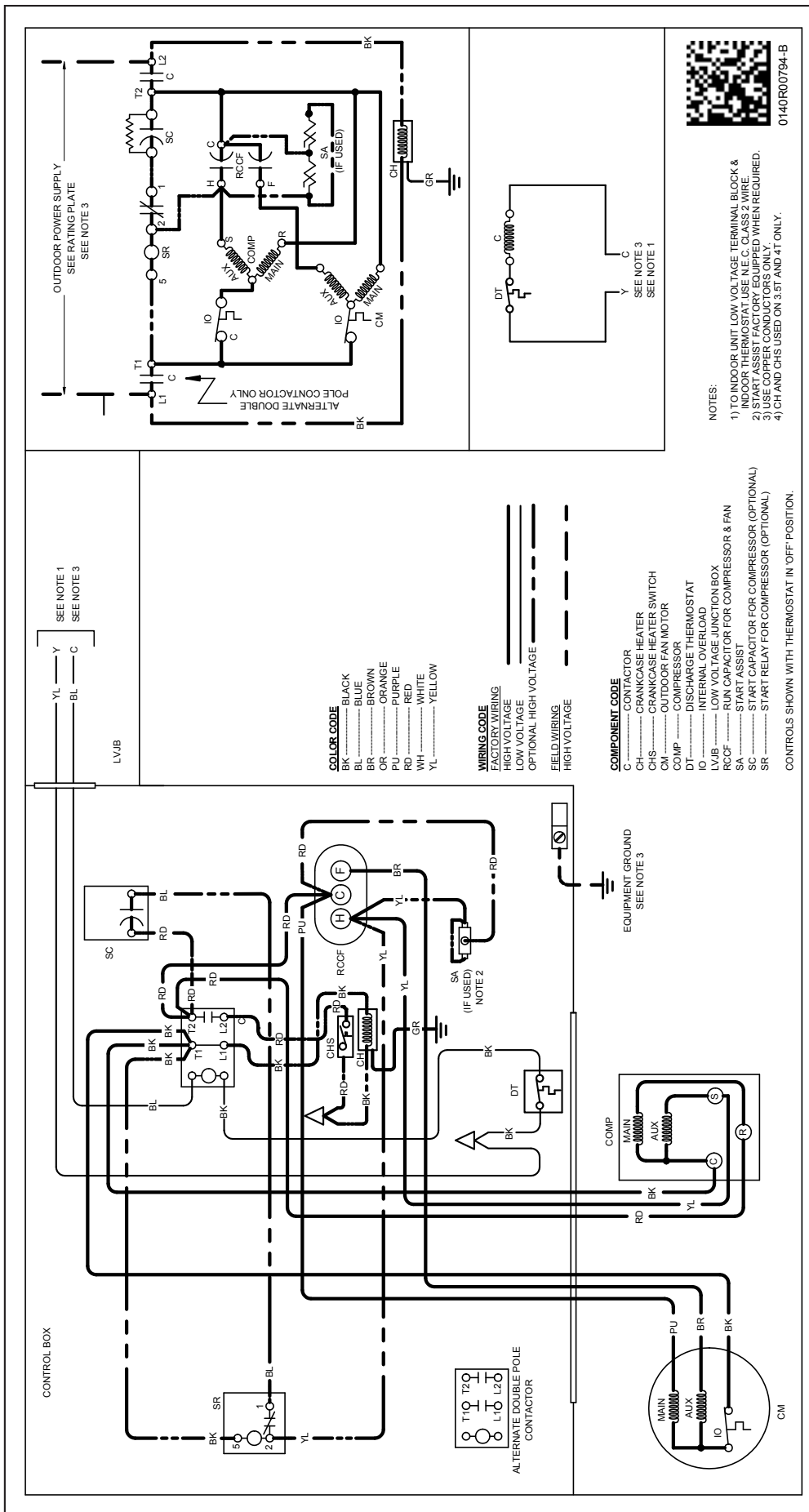


**WARNING**

⚡

High Voltage: Disconnect all power before servicing or installing this unit. Multiple power sources may be present. Failure to do so may cause property damage, personal injury, or death.

Wiring is subject to change. Always refer to the wiring diagram or the unit for the most up-to-date wiring.



**WARNING**

**High Voltage:** Disconnect all power before servicing or installing this unit. Multiple power sources may be present. Failure to do so may cause property damage, personal injury, or death.

Wiring is subject to change. Always refer to the wiring diagram or the unit for the most up-to-date wiring.

MODEL	DESCRIPTION	GSXB4 01810A*	GSXB4 02410A*	GSXB4 03010A*	GSXB4 03610A*	GSXB4 04210A*	GSXB4 04810A*	GSXB4 06010A*
ABK-20	Anchor Bracket Kit ^	X	X	X	X	X	X	X
ASC-01	Anti-Short Cycle Kit	X	X	X	X	X	X	X
	Factory Installed Hard-start Kit	X	X	X				
CSR-U-1	Hard-start Kit				X			
CSR-U-2	Hard-start Kit				X	X	X	X
CSR-U-3	Hard-start Kit						X	X
FSK01A <sup>1</sup>	Freeze Protection Kit	X	X	X	X	X	X	X
LSK02A <sup>2</sup>	Liquid Line Solenoid Kit	X	X	X	X	X	X	X
LAKT01	Low-Ambient Kit	X	X	X	X	X	X	
0130R00000S	Low-Pressure Switch Kit	X	X	X	X	X	X	X
TXV-FX-KX-2T <sup>2</sup>	TXV Kit	X	X					
TXV-FX-KX-3T <sup>2</sup>	TXV Kit			X	X			
TXV-FX-KX-5T <sup>2</sup>	TXV Kit					X	X	X

<sup>^</sup> Contains 20 brackets; four brackets needed to anchor unit to pad

<sup>1</sup> Installed on indoor coil

<sup>2</sup> Condensing units and heat pumps with reciprocating or rotary compressors require the use of start-assist components when used in conjunction with an indoor coil using a non-bleed thermal expansion valve refrigerant metering device or liquid line solenoid kit. The TXV should always be sized based on the tonnage of the outdoor unit.

**All AHRI system ratings are accessible in the System Configurator tool via PartnerLink.**

