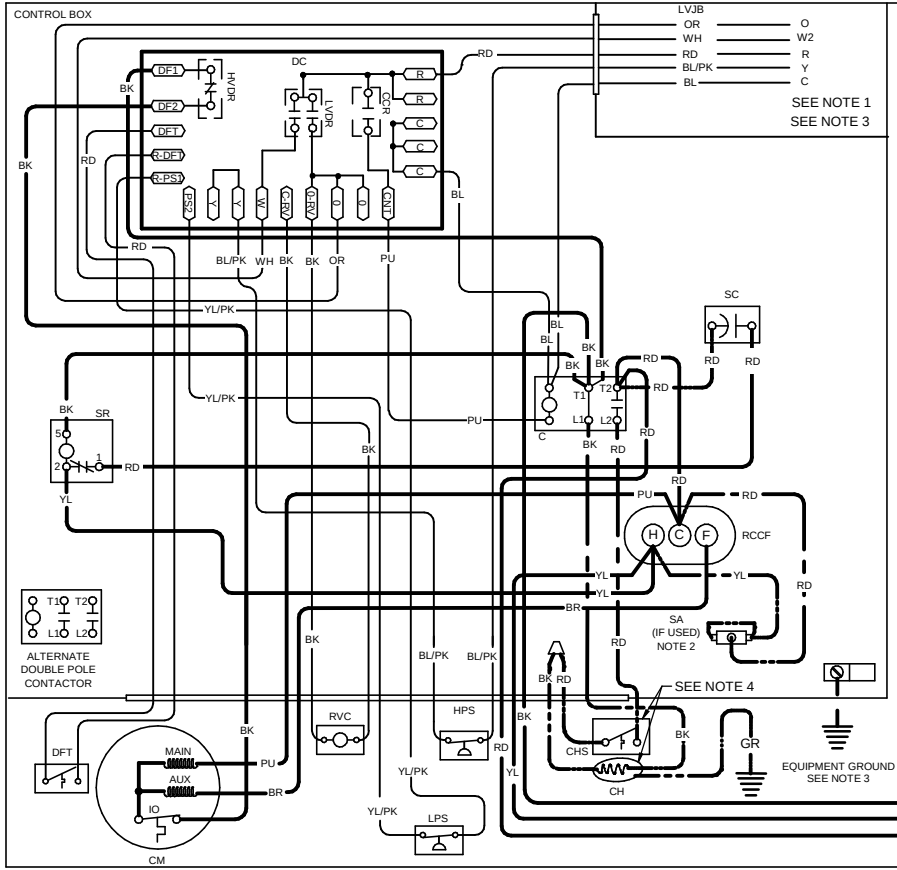

COLOR CODE

BK ---------- BLACK
BL/PK ---------- BLUE/PINK STRIPE
BR ---------- BROWN
GR---------- GREEN
OR ---------- ORANGE
PU ---------- PURPLE
RD ---------- RED
WH ---------- WHITE
YL ---------- YELLOW
YL/PK---------- YELLOW/PINK STRIPE

WIRING CODE
FACTORY WIRING
HIGH VOLTAGE
LOW VOLTAGE
OPTIONAL HIGH VOLTAGE

FIELD WIRING
HIGH VOLTAGE
LOW VOLTAGE

COMPONENT CODE

C ---------- CONTACTOR
CADM -------- COMFORT ALERT DIAGNOSTIC MODULE
CCR ---------- COMPRESSOR CONTACTOR RELAY
CH ---------- CRANKCASE HEATER
CHS ---------- CRANKCASE HEATER SWITCH
CM ---------- OUTDOOR FAN MOTOR
CMR --------- CONDENSER MOTOR RELAY
COMP -------- COMPRESSOR
CS ---------- COMPRESSOR SOLENOID
DC ---------- DEFROST CONTROL
DFT ---------- DEFROST THERMOSTAT
DT ---------- DISCHARGE THERMOSTAT
HPS ---------- HIGH PRESSURE SWITCH
HVDR -------- HIGH VOLTAGE DEFROST RELAY
IO ---------- INTERNAL OVERLOAD
LPS ---------- LOW PRESSURE SWITCH
LVDR -------- LOW VOLTAGE DEFROST RELAY
LVJB --------- LOW VOLTAGE JUNCTION BOX
RCCF -------- RUN CAPACITOR FOR COMPRESSOR & FAN
RVC ---------- REVERSING VALVE COIL
SA ---------- START ASSIST
SC ---------- START CAPACITOR FOR COMPRESSOR
SR ---------- START RELAY FOR COMPRESSOR
CONTROLS SHOWN WITH THERMOSTAT IN 'OFF' POSITION.

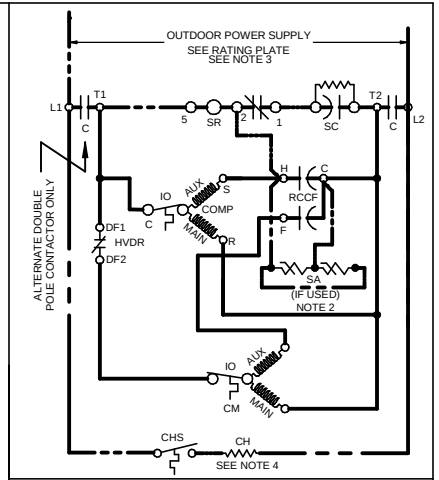

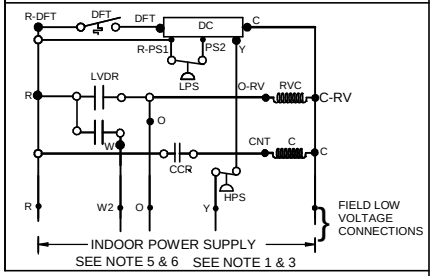

NOTES:

1. TO INDOOR UNIT LOW VOLTAGE TERMINAL BLOCK & INDOOR THERMOSTAT.. USE N.E.C. CLASS 2 WIRE.
2. START ASSIST FACTORY EQUIPPED WHEN REQUIRED.
3. USE COPPER CONDUCTOR ONLY.
4. CRANKCASE HEATER & CRANKCASE HEATER SWITCH ARE FACTORY INSTALLED OPTION. CRANKCASE HEATER MAY NOT HAVE ADDITIONAL GROUND WIRE
5. 40VA MINIMUM TRANSFORMER IS REQUIRED.
6. COMMON SIDE OF TRANSFORMER MUST BE GROUNDED.

0140R00613-A